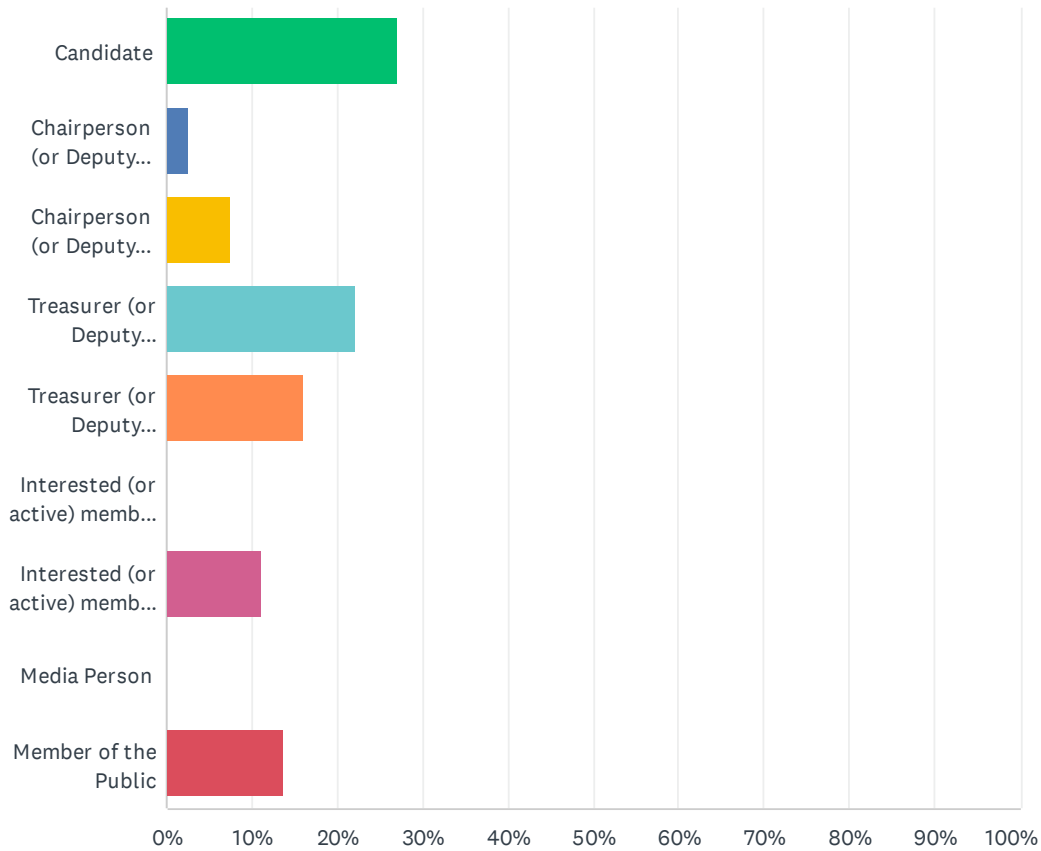


# Q1 SELECT THE BEST DESCRIPTION OF YOUR RELATIONSHIP WITH THE COMMISSION BY ANSWERING THIS QUESTION: "I AM A..." (choose one)

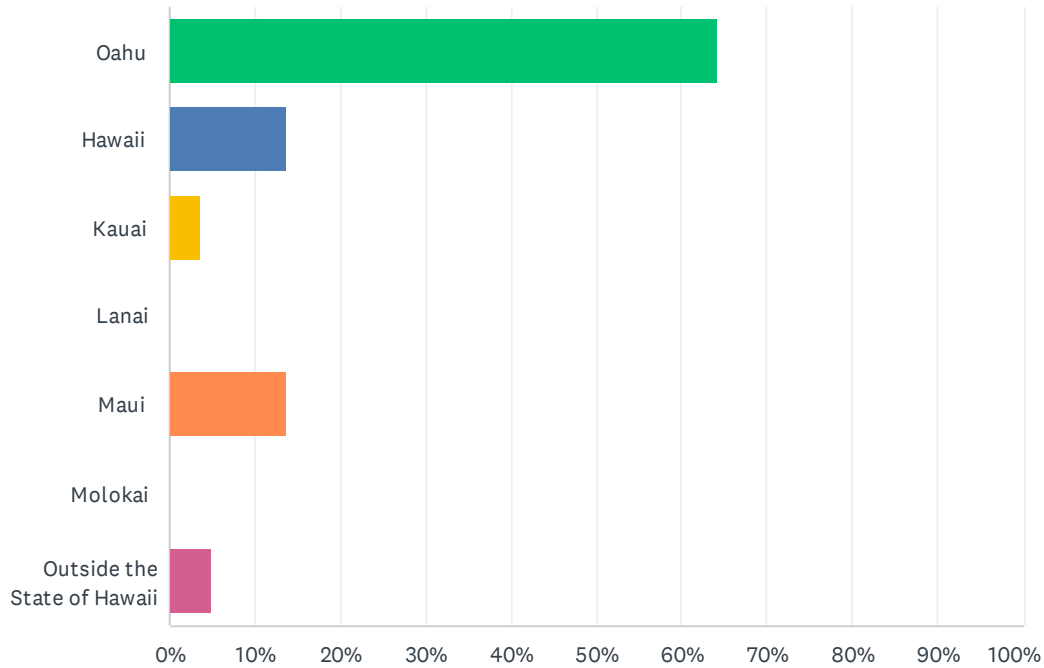
Answered: 81 Skipped: 0



ANSWER CHOICES	RESPONSES	
Candidate	27.16%	22
Chairperson (or Deputy Chairperson) of a Candidate Committee	2.47%	2
Chairperson (or Deputy Chairperson) of a Noncandidate Committee	7.41%	6
Treasurer (or Deputy Treasurer) of a Candidate Committee	22.22%	18
Treasurer (or Deputy Treasurer) of a Noncandidate Committee	16.05%	13
Interested (or active) member of a candidate committee but not listed on the Organizational Report	0.00%	0
Interested (or active) member of a noncandidate committee but not listed on the Organizational Report	11.11%	9
Media Person	0.00%	0
Member of the Public	13.58%	11
<b>TOTAL</b>		<b>81</b>

## Q2 I AM FROM OR MY COMMITTEE/CORPORATION IS FROM (I.E., ADDRESS): (choose one)

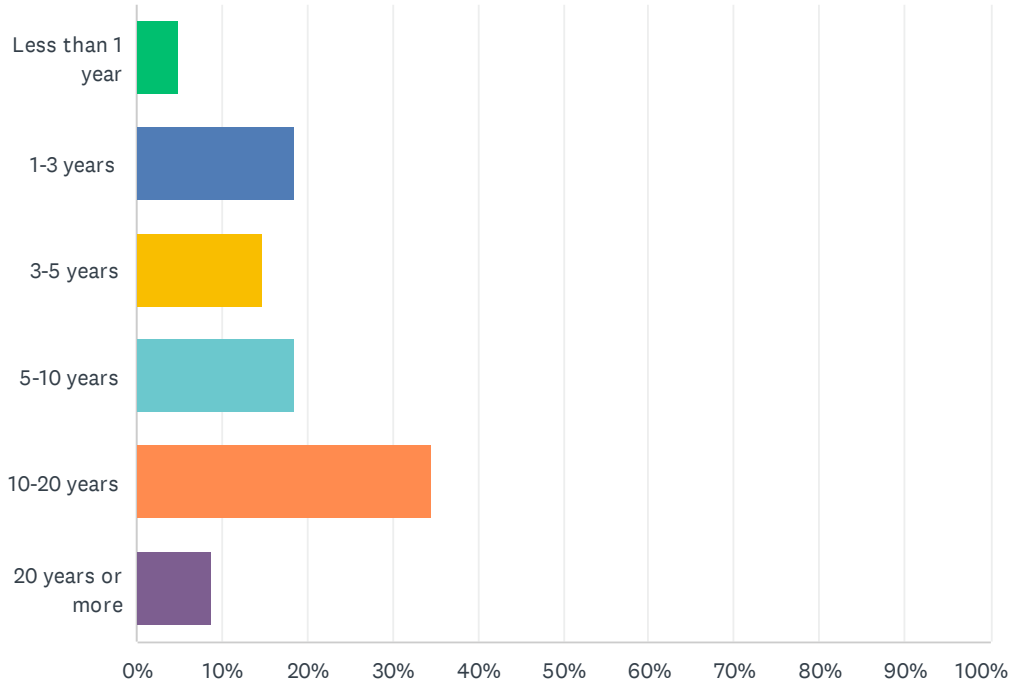
Answered: 81 Skipped: 0



ANSWER CHOICES	RESPONSES	
Oahu	64.20%	52
Hawaii	13.58%	11
Kauai	3.70%	3
Lanai	0.00%	0
Maui	13.58%	11
Molokai	0.00%	0
Outside the State of Hawaii	4.94%	4
<b>TOTAL</b>		<b>81</b>

### Q3 I HAVE HAD A RELATIONSHIP WITH THE COMMISSION FOR: (choose one)

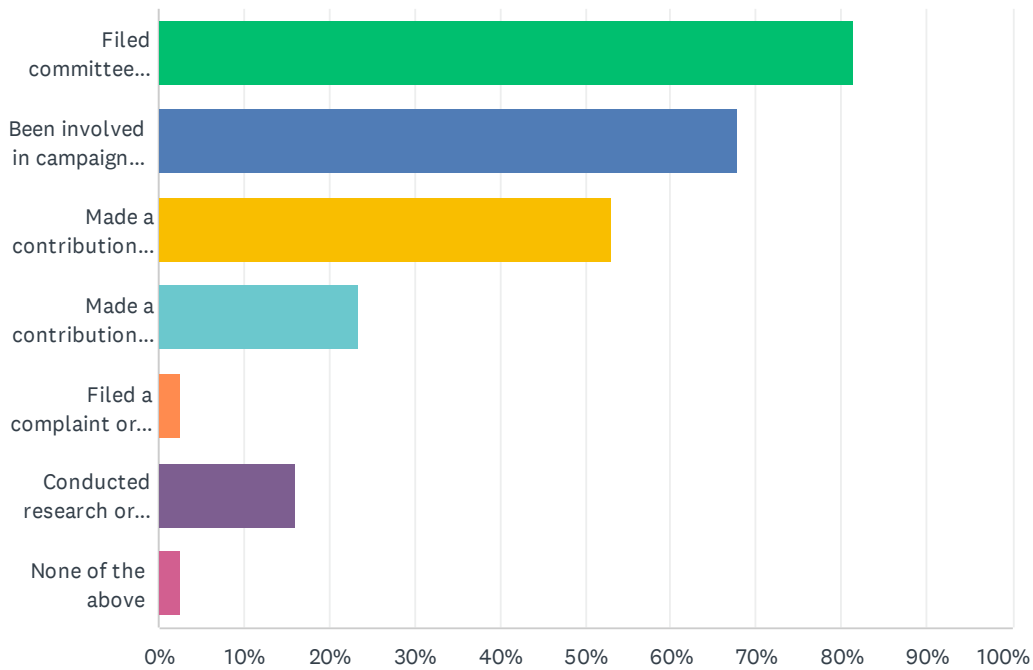
Answered: 81 Skipped: 0



ANSWER CHOICES	RESPONSES
Less than 1 year	4.94% 4
1-3 years	18.52% 15
3-5 years	14.81% 12
5-10 years	18.52% 15
10-20 years	34.57% 28
20 years or more	8.64% 7
<b>TOTAL</b>	<b>81</b>

### Q4 I HAVE DONE THE FOLLOWING: (choose all that apply)

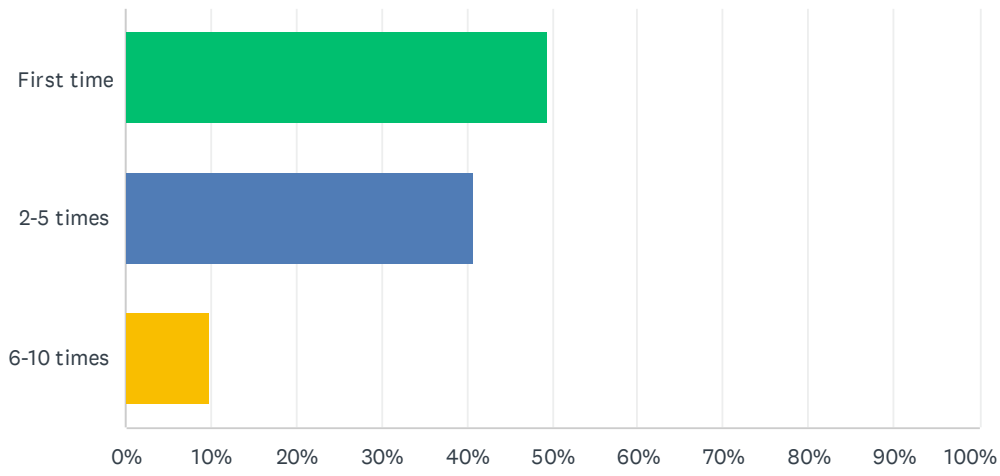
Answered: 81 Skipped: 0



ANSWER CHOICES	RESPONSES	
Filed committee campaign spending reports electronically	81.48%	66
Been involved in campaign activities (i.e., sign-waving, door-to-door, phone bank, fundraising, etc.)	67.90%	55
Made a contribution or loan to a candidate(s)	53.09%	43
Made a contribution to a noncandidate committee(s)	23.46%	19
Filed a complaint or requested that the Commission investigate a campaign finance violation	2.47%	2
Conducted research or reported on Commission data	16.05%	13
None of the above	2.47%	2
Total Respondents: 81		

### Q5 I HAVE TAKEN AND SUBMITTED THIS SURVEY: (choose one)

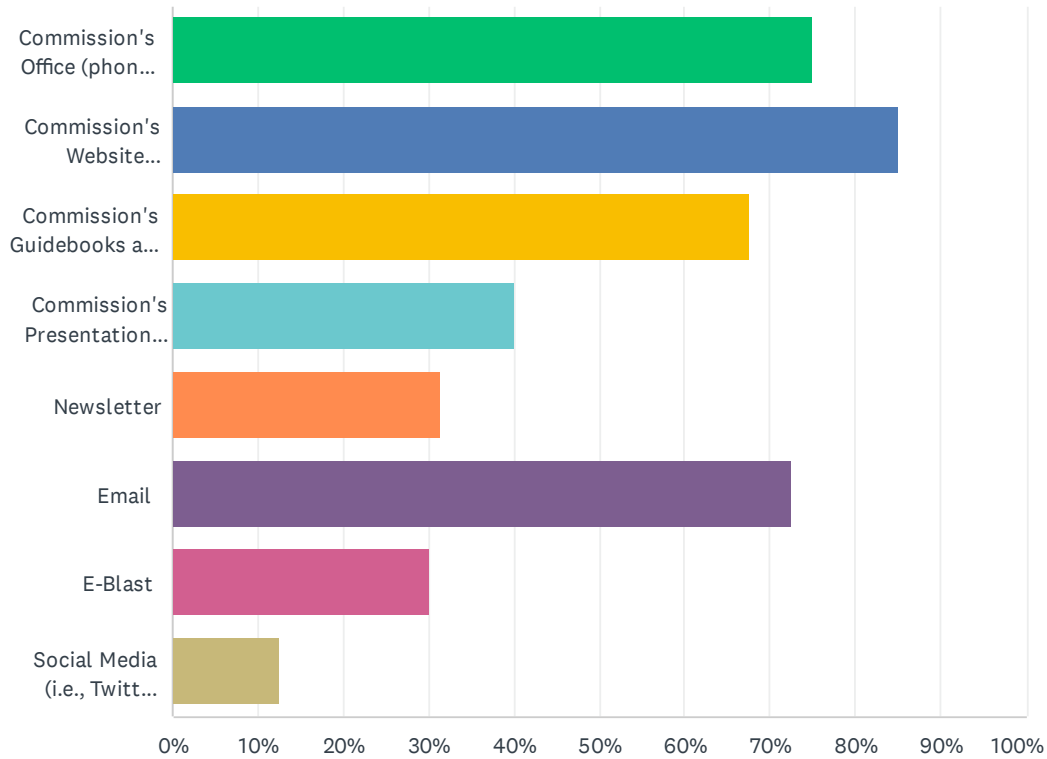
Answered: 81 Skipped: 0



ANSWER CHOICES	RESPONSES	
First time	49.38%	40
2-5 times	40.74%	33
6-10 times	9.88%	8
TOTAL		81

## Q6 I HAVE OBTAINED INFORMATION FROM THE COMMISSION FROM THE FOLLOWING SOURCES: (choose all that apply)

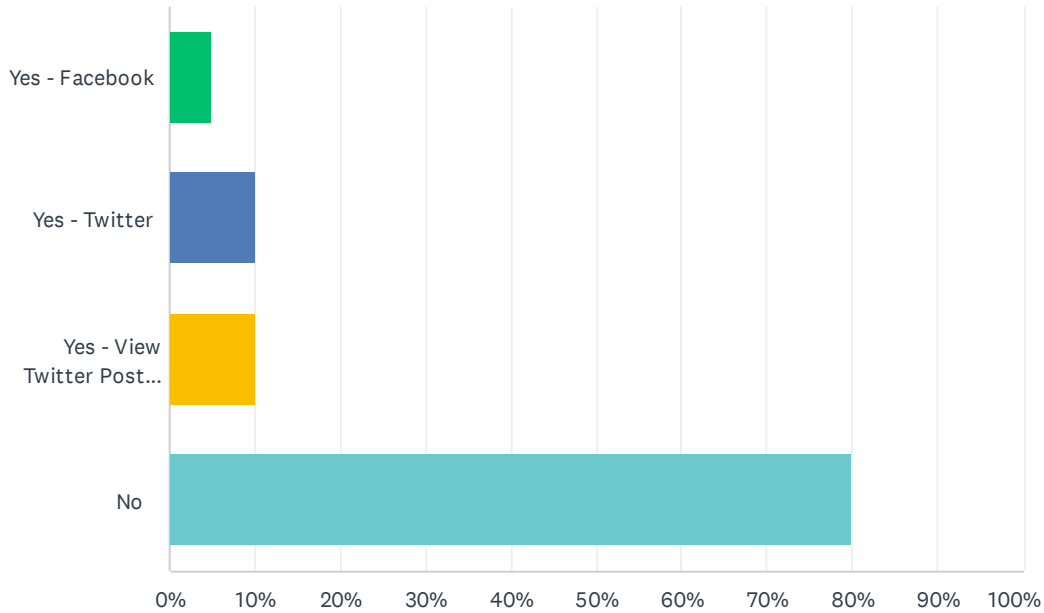
Answered: 80 Skipped: 1



ANSWER CHOICES	RESPONSES	
Commission's Office (phone calls or drop-in visits)	75.00%	60
Commission's Website (www.hawaii.gov/campaign)	85.00%	68
Commission's Guidebooks and Manuals	67.50%	54
Commission's Presentations or Training Classes (including cyber learning videos)	40.00%	32
Newsletter	31.25%	25
Email	72.50%	58
E-Blast	30.00%	24
Social Media (i.e., Twitter, Facebook)	12.50%	10
Total Respondents: 80		

## Q7 I FOLLOW THE COMMISSION ON SOCIAL MEDIA (I.E., FACEBOOK AND/OR TWITTER): (choose all that apply)

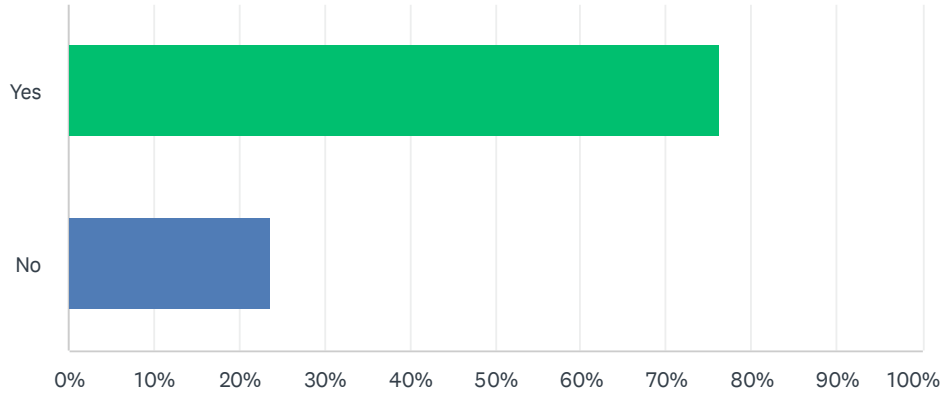
Answered: 80 Skipped: 1



ANSWER CHOICES	RESPONSES	
Yes - Facebook	5.00%	4
Yes - Twitter	10.00%	8
Yes - View Twitter Posts on CSC website	10.00%	8
No	80.00%	64
Total Respondents: 80		

### Q8 I SIGNED UP TO AND CURRENTLY RECEIVE EMAIL BLASTS FROM THE COMMISSION: (choose one)

Answered: 80 Skipped: 1

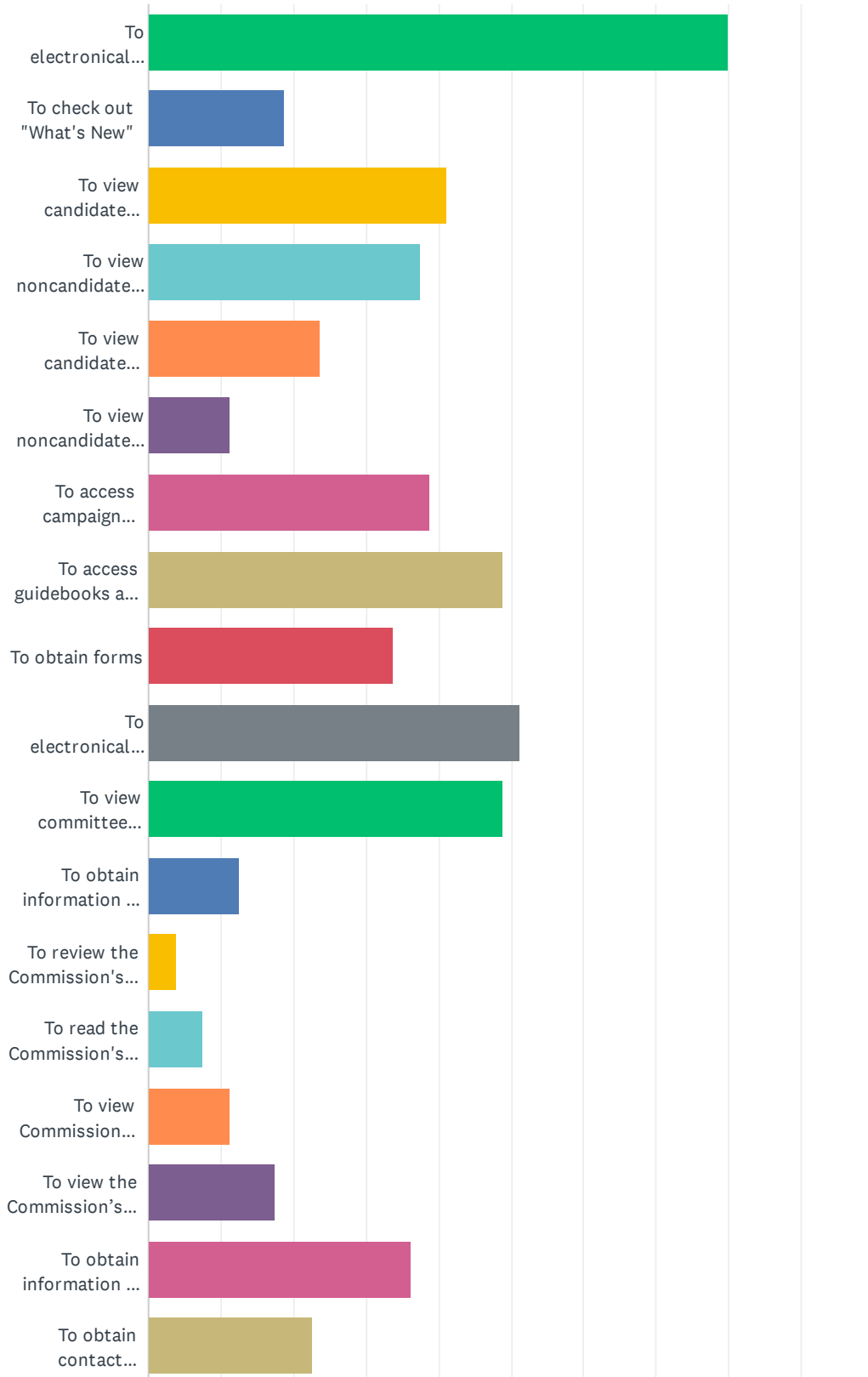


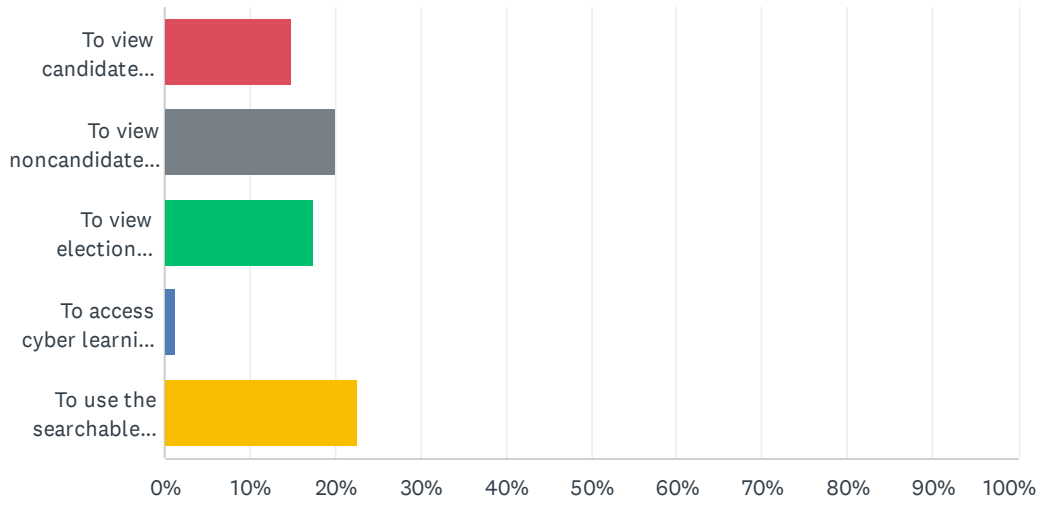
ANSWER CHOICES	RESPONSES	
Yes	76.25%	61
No	23.75%	19
TOTAL		80



# Q9 I HAVE VISITED THE COMMISSION'S WEBSITE FOR THE FOLLOWING REASONS IN FISCAL YEAR 2023: (choose all that apply)

Answered: 80 Skipped: 1

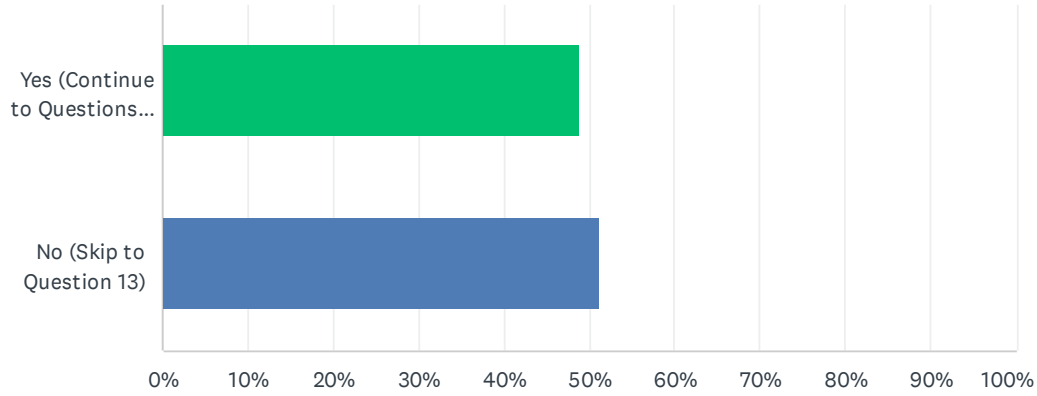




ANSWER CHOICES	RESPONSES	
To electronically file disclosure reports	80.00%	64
To check out "What's New"	18.75%	15
To view candidate committee reports	41.25%	33
To view noncandidate committee reports	37.50%	30
To view candidate fundraiser notices	23.75%	19
To view noncandidate committee fundraiser notices	11.25%	9
To access campaign finance laws and rules	38.75%	31
To access guidebooks and manuals	48.75%	39
To obtain forms	33.75%	27
To electronically file forms	51.25%	41
To view committee reporting schedules	48.75%	39
To obtain information on public funding programs	12.50%	10
To review the Commission's Strategic Plan	3.75%	3
To read the Commission's Annual Reports	7.50%	6
To view Commission meeting agendas and/or minutes	11.25%	9
To view the Commission's newsletters	17.50%	14
To obtain information on contribution limits	36.25%	29
To obtain contact information for the Commission	22.50%	18
To view candidate committees that have failed to file or correct reports	15.00%	12
To view noncandidate committees that have failed to file or correct reports	20.00%	16
To view election summaries from past elections	17.50%	14
To access cyber learning videos	1.25%	1
To use the searchable database	22.50%	18
Total Respondents: 80		

# Q10 I HAVE USED THE COMMISSION'S SEARCHABLE DATABASE FUNCTION ON THE COMMISSION'S WEBSITE: (choose one)

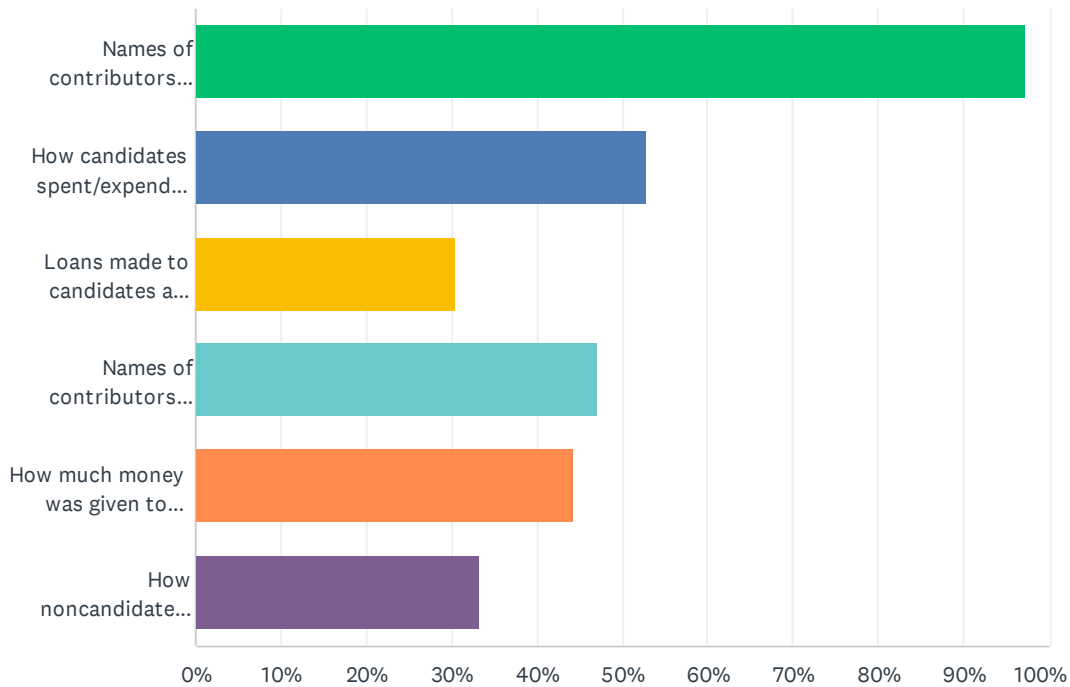
Answered: 80 Skipped: 1



ANSWER CHOICES	RESPONSES	
Yes (Continue to Questions 11 and 12)	48.75%	39
No (Skip to Question 13)	51.25%	41
TOTAL		80

### Q11 IF SO, I USED IT TO SEARCH FOR: (choose all that apply)

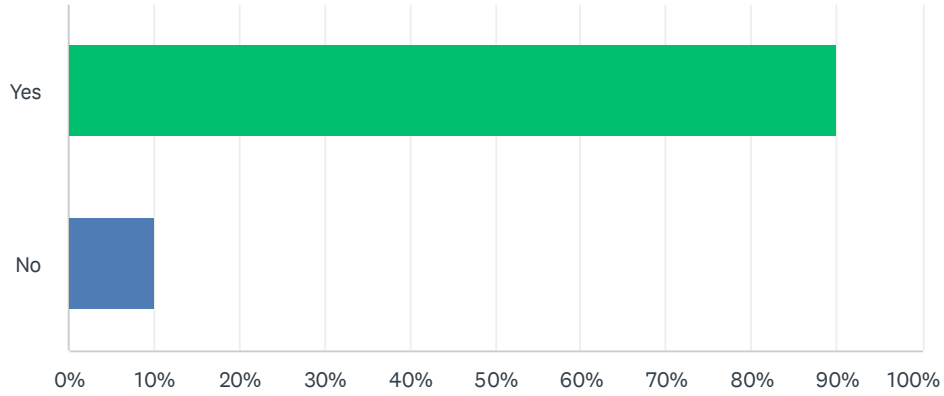
Answered: 36 Skipped: 45



ANSWER CHOICES	RESPONSES	
Names of contributors who gave money to candidates and how much they gave to candidates	97.22%	35
How candidates spent/expended their campaign funds	52.78%	19
Loans made to candidates and how much the loan was for	30.56%	11
Names of contributors who gave money to noncandidate committees including noncandidate committees making solely independent expenditures or Super PACs	47.22%	17
How much money was given to candidates from noncandidate committees	44.44%	16
How noncandidate committees and Super PACs including ballot issue committees spent/expended their money	33.33%	12
Total Respondents: 36		

## Q12 IF SO, I FOUND THE SEARCHABLE DATABASE HELPFUL: (choose one)

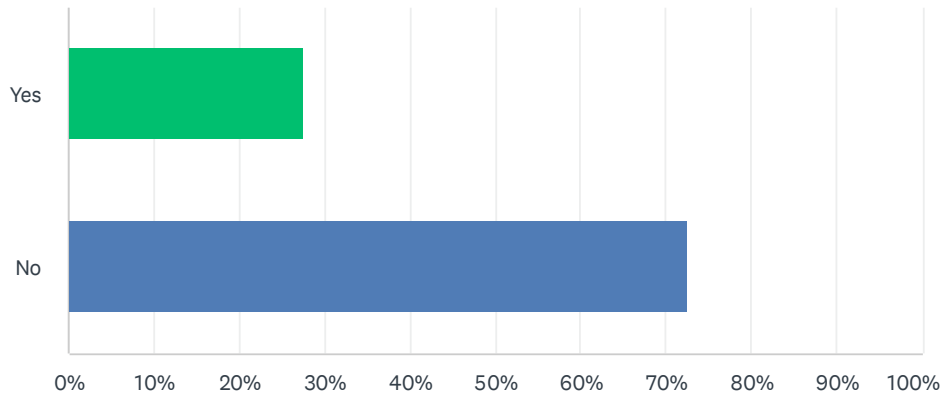
Answered: 40 Skipped: 41



ANSWER CHOICES	RESPONSES	
Yes	90.00%	36
No	10.00%	4
TOTAL		40

### Q13 I HAVE USED THE CANDIDATE OR NONCANDIDATE DATA VISUALIZATION APP ON THE COMMISSION'S WEBSITE TO VIEW A COMMITTEE'S DATA: (choose one)

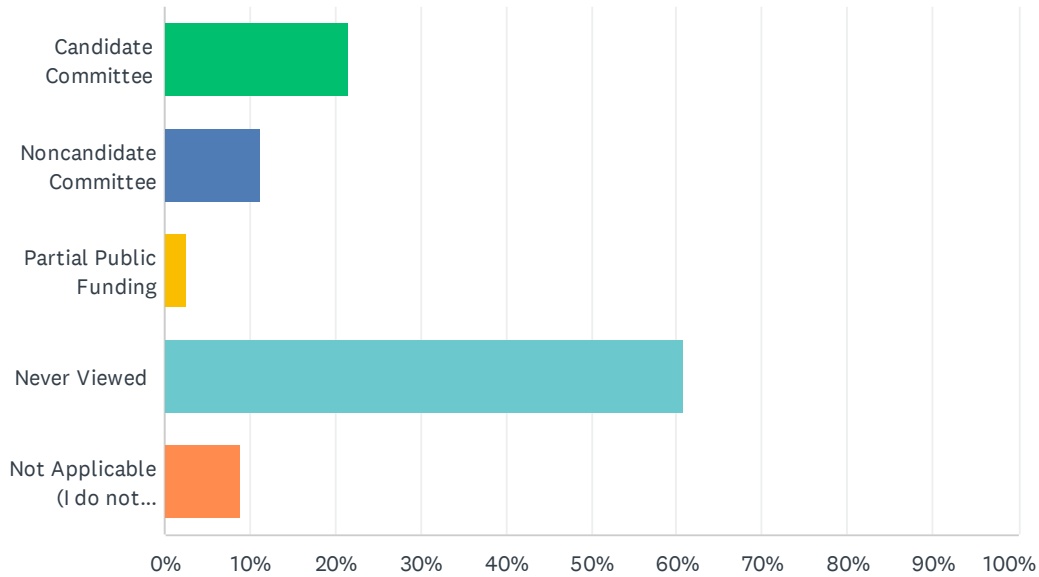
Answered: 80 Skipped: 1



ANSWER CHOICES	RESPONSES	
Yes	27.50%	22
No	72.50%	58
TOTAL		80

### Q14 I HAVE VIEWED THE FOLLOWING CYBER LEARNING VIDEOS ON THE COMMISSION'S WEBSITE: (choose all that apply)

Answered: 79 Skipped: 2

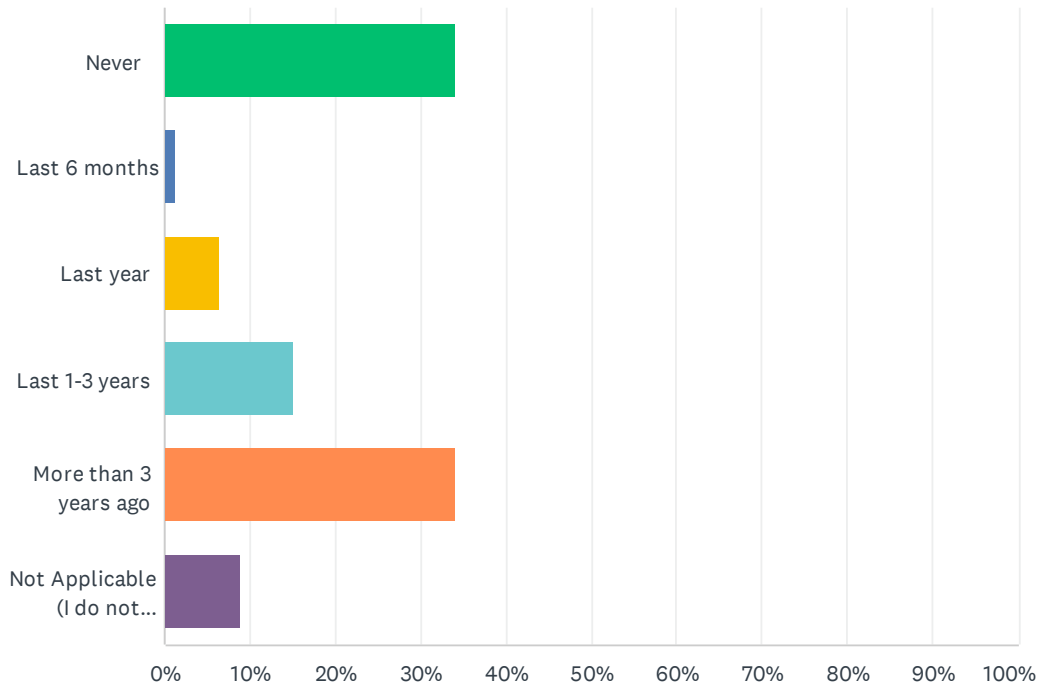


ANSWER CHOICES	RESPONSES	
Candidate Committee	21.52%	17
Noncandidate Committee	11.39%	9
Partial Public Funding	2.53%	2
Never Viewed	60.76%	48
Not Applicable (I do not belong to a Candidate or Noncandidate Committee)	8.86%	7
Total Respondents: 79		



# Q15 I LAST ATTENDED IN-PERSON TRAINING SESSIONS OR VIEWED THE COMMISSION'S CYBER LEARNING VIDEOS: (choose one)

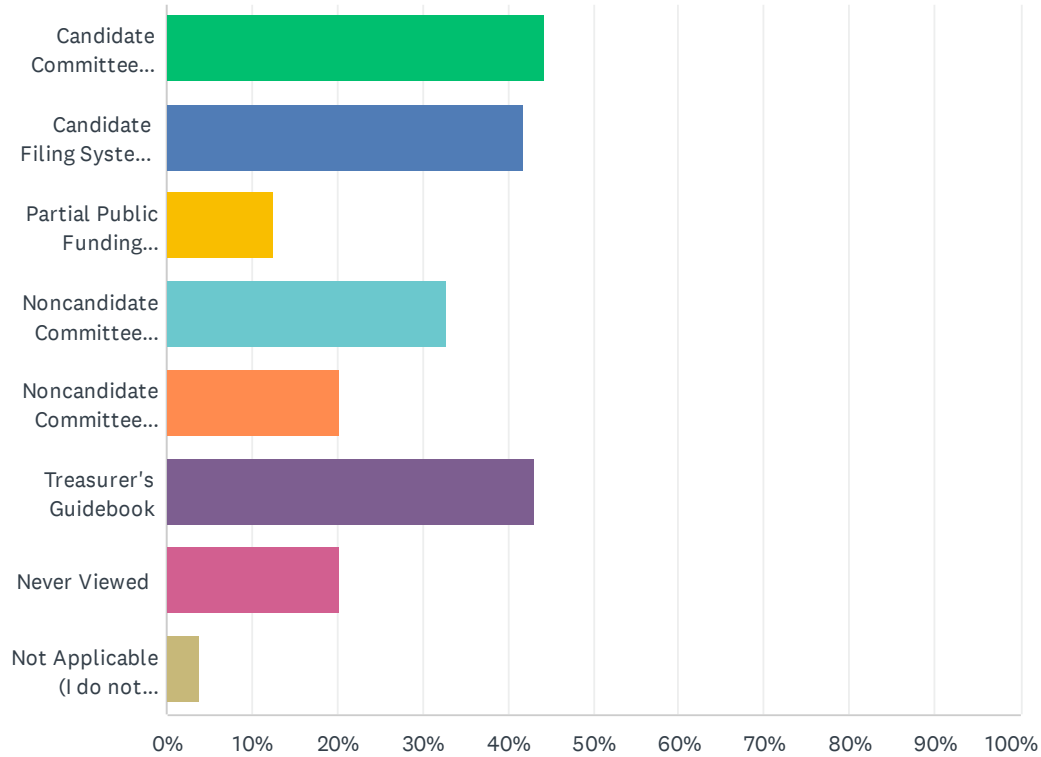
Answered: 79 Skipped: 2



ANSWER CHOICES	RESPONSES	
Never	34.18%	27
Last 6 months	1.27%	1
Last year	6.33%	5
Last 1-3 years	15.19%	12
More than 3 years ago	34.18%	27
Not Applicable (I do not belong to a Candidate or Noncandidate Committee)	8.86%	7
<b>TOTAL</b>		<b>79</b>

# Q16 I HAVE VIEWED THE FOLLOWING GUIDEBOOKS AND/OR MANUALS ON THE COMMISSION'S WEBSITE: (choose all that apply)

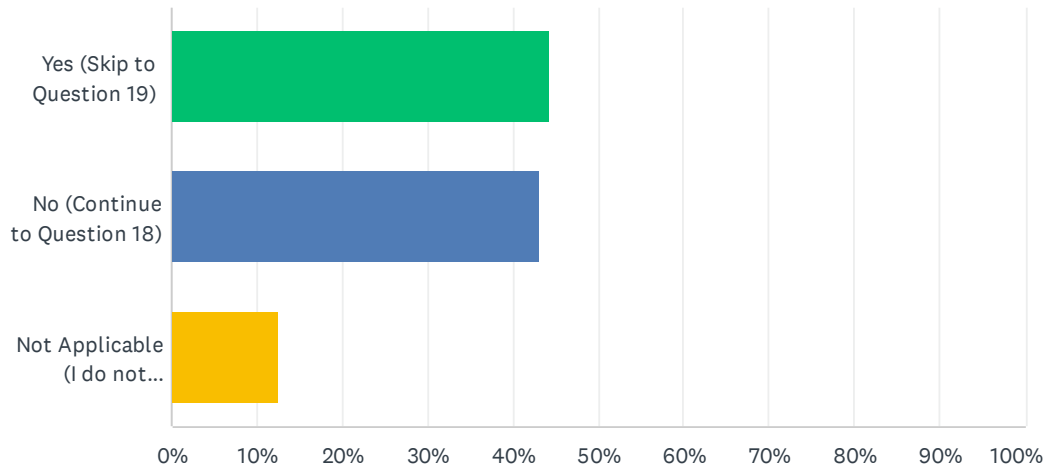
Answered: 79 Skipped: 2



ANSWER CHOICES	RESPONSES	
Candidate Committee Guidebook	44.30%	35
Candidate Filing System Manual	41.77%	33
Partial Public Funding Guidebook	12.66%	10
Noncandidate Committee Guidebook	32.91%	26
Noncandidate Committee Filing System Manual	20.25%	16
Treasurer's Guidebook	43.04%	34
Never Viewed	20.25%	16
Not Applicable (I do not belong to a Candidate or Noncandidate Committee)	3.80%	3
Total Respondents: 79		

## Q17 AS A REGISTERED COMMITTEE WITH THE COMMISSION, WE HAVE ALWAYS FILED OUR DISCLOSURE REPORTS ON TIME: (choose one)

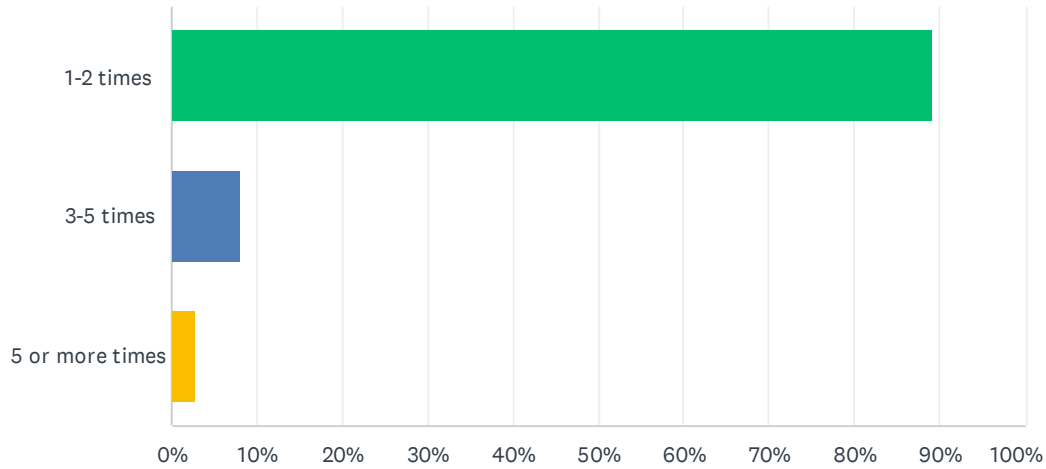
Answered: 79 Skipped: 2



ANSWER CHOICES	RESPONSES	
Yes (Skip to Question 19)	44.30%	35
No (Continue to Question 18)	43.04%	34
Not Applicable (I do not belong to a Candidate or Noncandidate Committee)	12.66%	10
<b>TOTAL</b>		<b>79</b>

## Q18 IF NOT, MY COMMITTEE HAS FILED LATE DISCLOSURE REPORTS: (choose one)

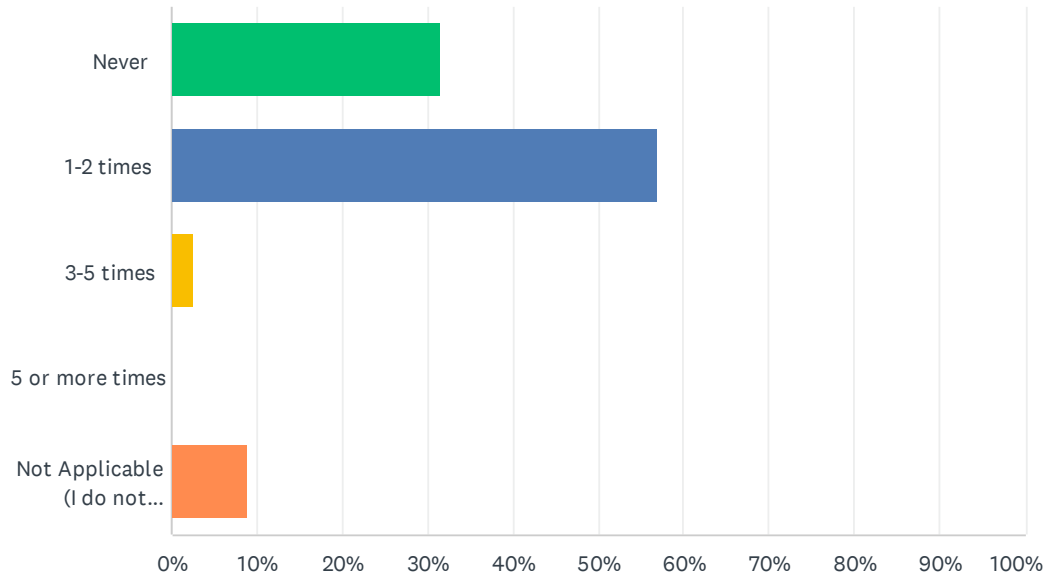
Answered: 37 Skipped: 44



ANSWER CHOICES	RESPONSES	
1-2 times	89.19%	33
3-5 times	8.11%	3
5 or more times	2.70%	1
TOTAL		37

### Q19 MY COMMITTEE HAS BEEN FINED: (choose one)

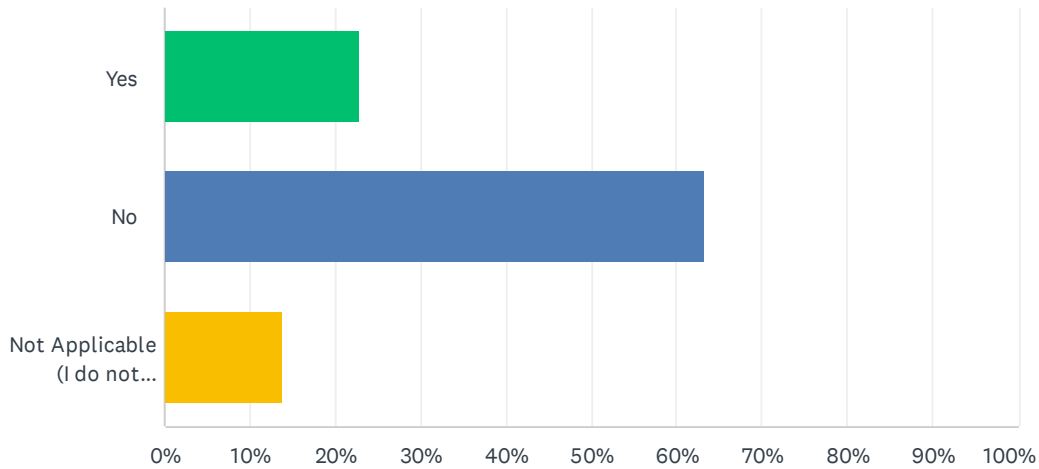
Answered: 79 Skipped: 2



ANSWER CHOICES	RESPONSES	
Never	31.65%	25
1-2 times	56.96%	45
3-5 times	2.53%	2
5 or more times	0.00%	0
Not Applicable (I do not belong to a Candidate or Noncandidate Committee)	8.86%	7
<b>TOTAL</b>		<b>79</b>

## Q20 AS A REGISTERED COMMITTEE WITH THE COMMISSION, WE HAVE ENTERED INTO A CONCILIATION AGREEMENT WITH THE COMMISSION: (choose one)

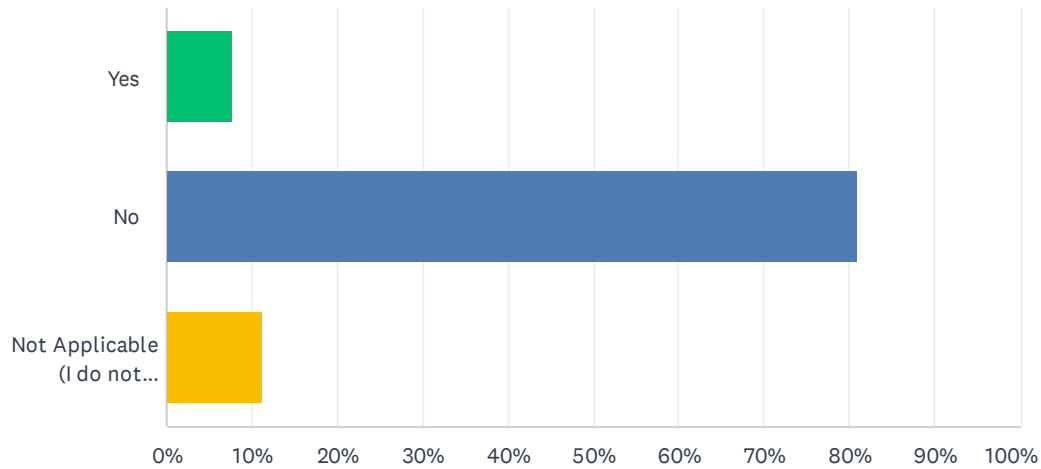
Answered: 79 Skipped: 2



ANSWER CHOICES	RESPONSES	
Yes	22.78%	18
No	63.29%	50
Not Applicable (I do not belong to a Candidate or Noncandidate Committee)	13.92%	11
<b>TOTAL</b>		<b>79</b>

## Q21 AS A REGISTERED COMMITTEE WITH THE COMMISSION, WE HAVE HAD AN ADMINISTRATIVE COMPLAINT BROUGHT BEFORE THE COMMISSION: (choose one)

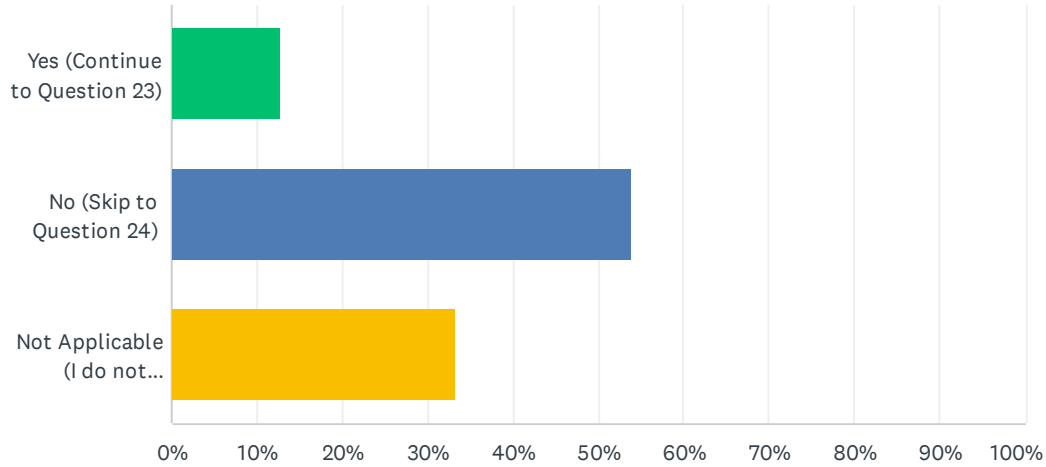
Answered: 79 Skipped: 2



ANSWER CHOICES	RESPONSES	
Yes	7.59%	6
No	81.01%	64
Not Applicable (I do not belong to a Candidate or Noncandidate Committee)	11.39%	9
<b>TOTAL</b>		<b>79</b>

## Q22 AS A CANDIDATE COMMITTEE, WE HAVE SOUGHT AND RECEIVED PUBLIC FUNDING: (choose one)

Answered: 78 Skipped: 3

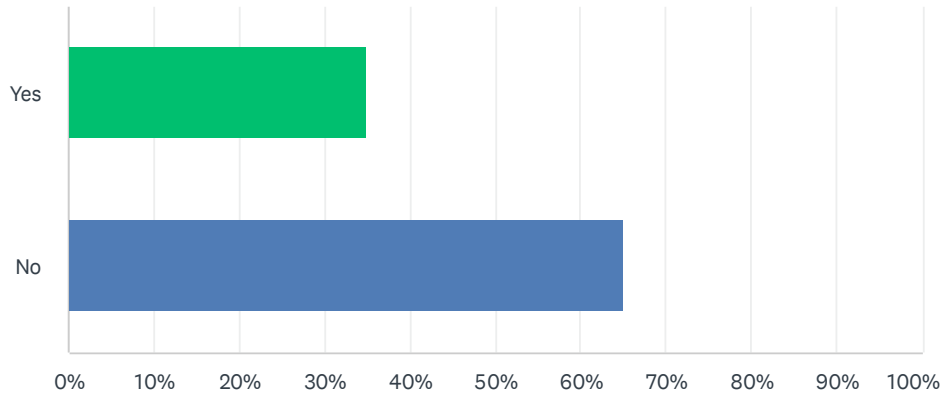


ANSWER CHOICES	RESPONSES	
Yes (Continue to Question 23)	12.82%	10
No (Skip to Question 24)	53.85%	42
Not Applicable (I do not belong to a Candidate Committee)	33.33%	26
TOTAL		78



## Q23 IF SO, MY CANDIDATE COMMITTEE RECEIVED THE MAXIMUM AMOUNT PERMITTED FOR THAT OFFICE: (choose one)

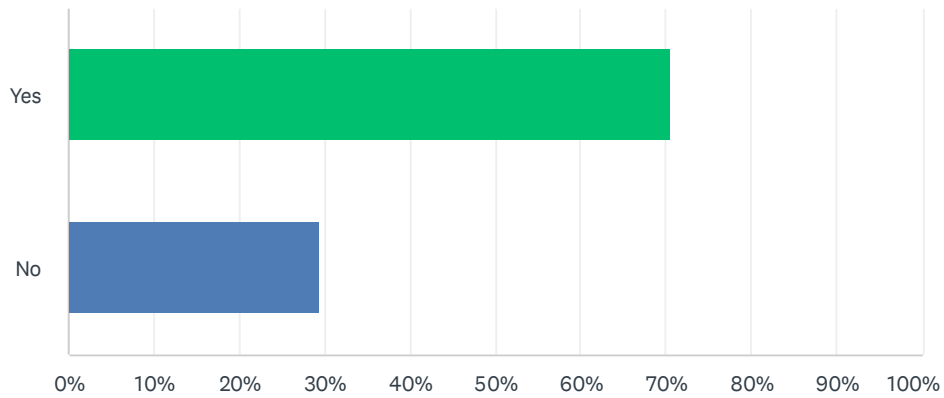
Answered: 20 Skipped: 61



ANSWER CHOICES	RESPONSES	
Yes	35.00%	7
No	65.00%	13
TOTAL		20

### Q24 I AM A SUPPORTER OF PUBLIC FUNDING: (choose one)

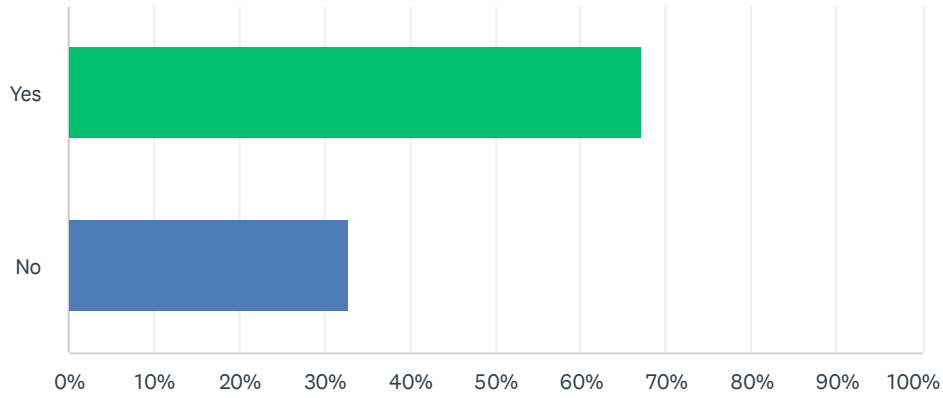
Answered: 78 Skipped: 3



ANSWER CHOICES	RESPONSES	
Yes	70.51%	55
No	29.49%	23
TOTAL		78

# Q25 I WOULD SUPPORT AN APPROPRIATION OF GENERAL FUNDS TO SEE PUBLIC FUNDING PROGRAMS CONTINUE: (choose one)

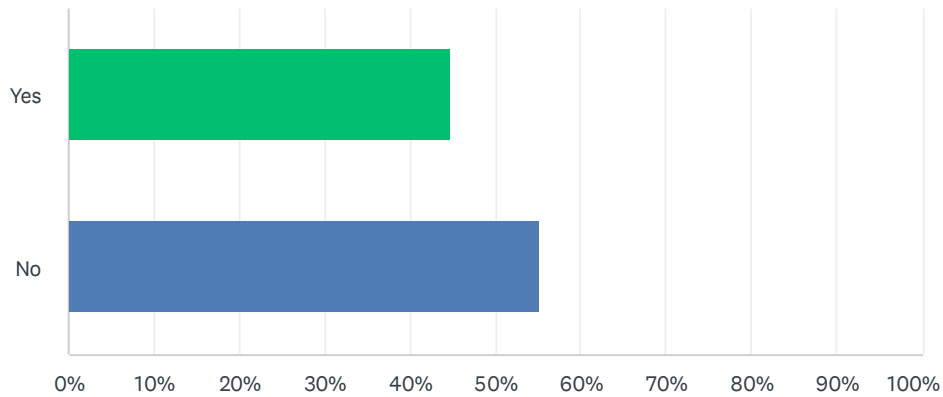
Answered: 76 Skipped: 5



ANSWER CHOICES	RESPONSES	
Yes	67.11%	51
No	32.89%	25
TOTAL		76

**Q26 I HAVE BEEN CHECKING OFF THE \$3 "YES" CHECKBOX ON MY STATE INCOME TAX FORM WHICH PERMITS \$3 FROM STATE GENERAL FUNDS (OR \$6 IF MARRIED AND FILING A JOINT RETURN) TO BE ALLOCATED TO THE HAWAII ELECTION CAMPAIGN FUND FOR THE PUBLIC FUNDING PROGRAM: (choose one)**

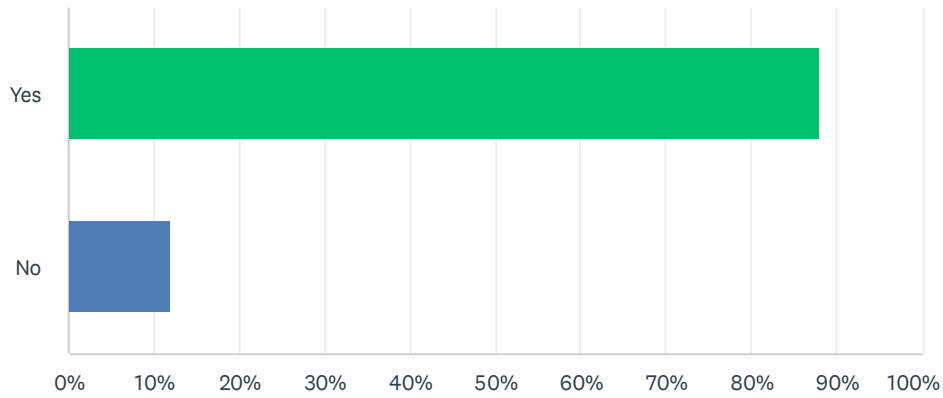
Answered: 76 Skipped: 5



ANSWER CHOICES	RESPONSES	
Yes	44.74%	34
No	55.26%	42
TOTAL		76

## Q27 I KNOW THAT CHECKING THE \$3 CHECK-OFF DOES NOT INCREASE MY TAX LIABILITY OR DECREASE MY REFUND: (choose one)

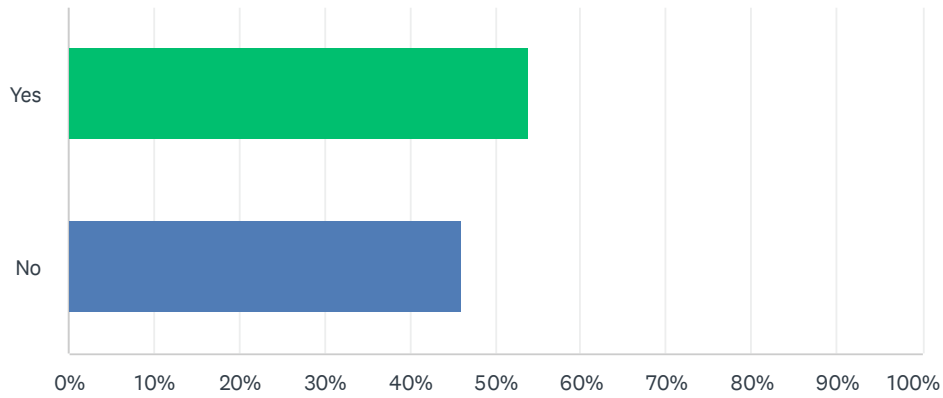
Answered: 76 Skipped: 5



ANSWER CHOICES	RESPONSES	
Yes	88.16%	67
No	11.84%	9
TOTAL		76

## Q28 I AM CONCERNED ABOUT NONCANDIDATE COMMITTEES MAKING SOLELY INDEPENDENT EXPENDITURES (i.e., “Super PACS”): (choose one)

Answered: 76 Skipped: 5



ANSWER CHOICES	RESPONSES	
Yes	53.95%	41
No	46.05%	35
<b>TOTAL</b>		<b>76</b>

**Q29 PLEASE FEEL FREE TO PROVIDE ANY OTHER COMMENTS:  
(Field limited to 200 characters)**

Answered: 17 Skipped: 64