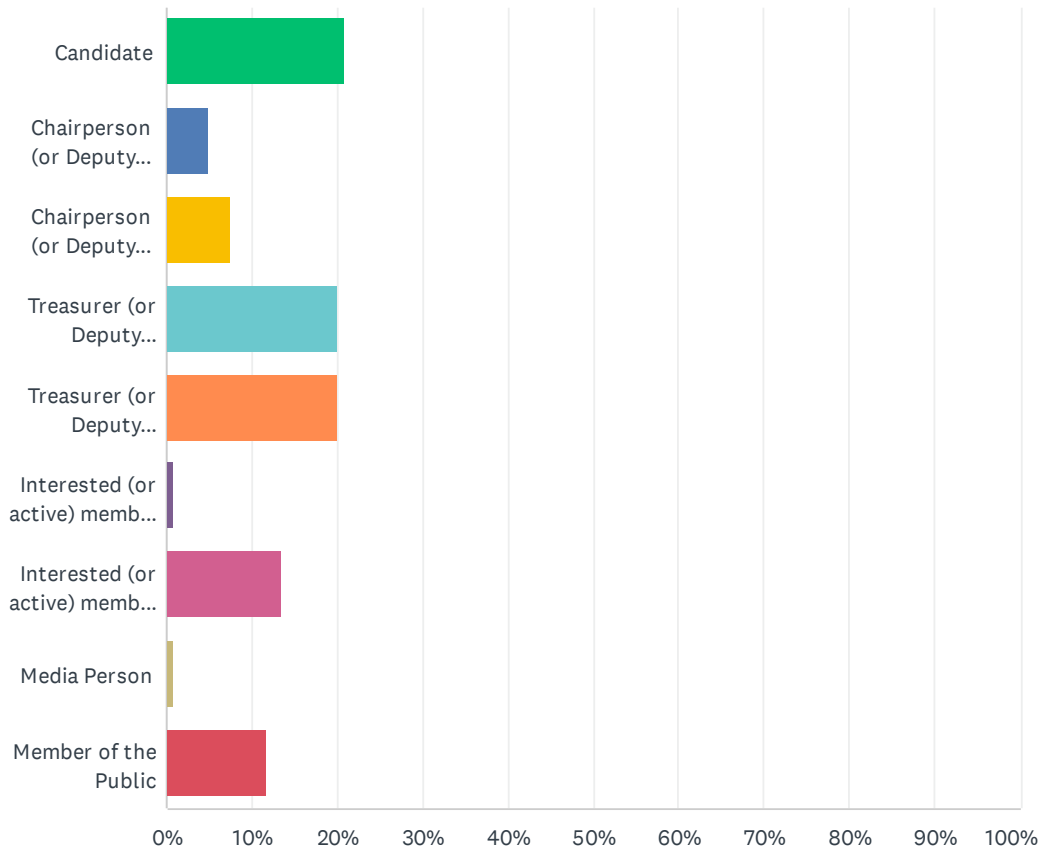


Q1 SELECT THE BEST DESCRIPTION OF YOUR RELATIONSHIP WITH THE COMMISSION BY ANSWERING THIS QUESTION: "I AM A..." (choose one)

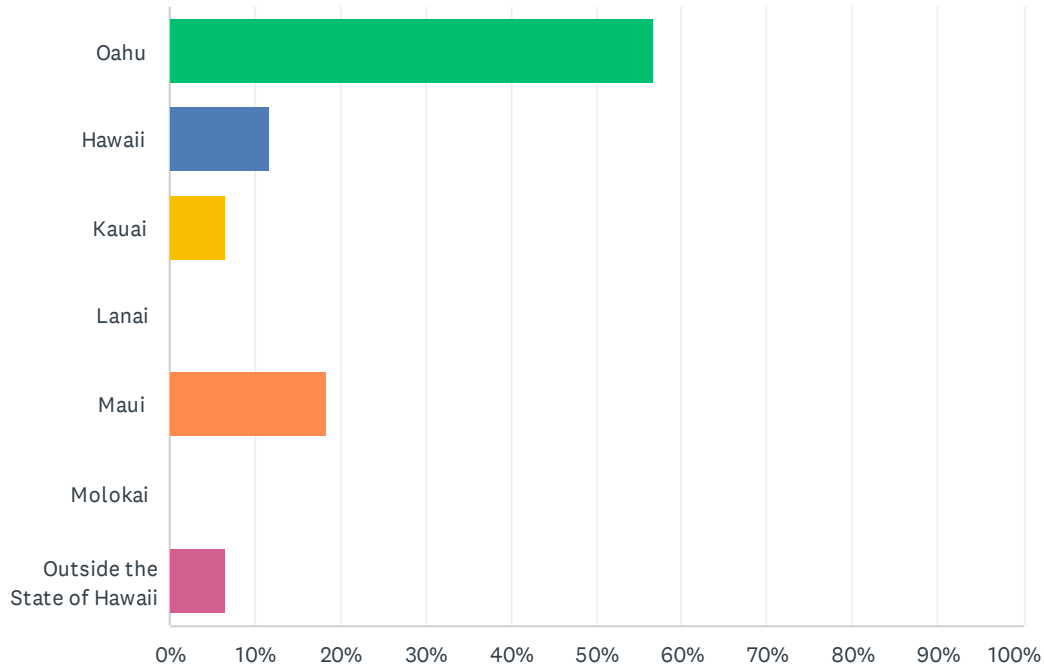
Answered: 120 Skipped: 0



ANSWER CHOICES	RESPONSES	
Candidate	20.83%	25
Chairperson (or Deputy Chairperson) of a Candidate Committee	5.00%	6
Chairperson (or Deputy Chairperson) of a Noncandidate Committee	7.50%	9
Treasurer (or Deputy Treasurer) of a Candidate Committee	20.00%	24
Treasurer (or Deputy Treasurer) of a Noncandidate Committee	20.00%	24
Interested (or active) member of a candidate committee but not listed on the Organizational Report	0.83%	1
Interested (or active) member of a noncandidate committee but not listed on the Organizational Report	13.33%	16
Media Person	0.83%	1
Member of the Public	11.67%	14
TOTAL		120

Q2 I AM FROM OR MY COMMITTEE/CORPORATION IS FROM (I.E., ADDRESS): (choose one)

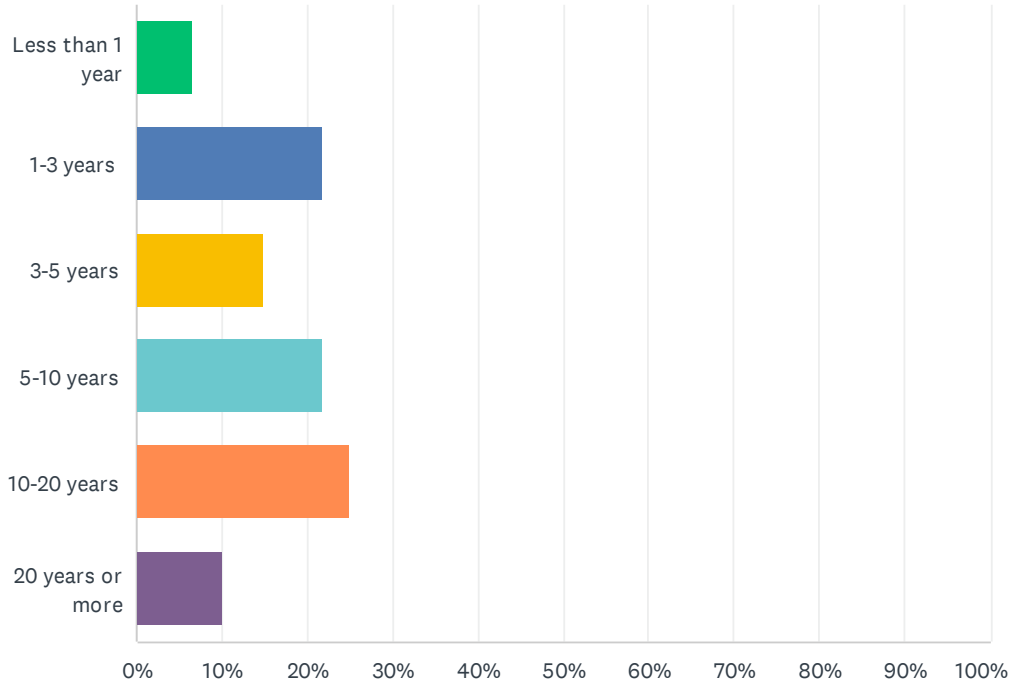
Answered: 120 Skipped: 0



ANSWER CHOICES	RESPONSES	
Oahu	56.67%	68
Hawaii	11.67%	14
Kauai	6.67%	8
Lanai	0.00%	0
Maui	18.33%	22
Molokai	0.00%	0
Outside the State of Hawaii	6.67%	8
TOTAL		120

Q3 I HAVE HAD A RELATIONSHIP WITH THE COMMISSION FOR: (choose one)

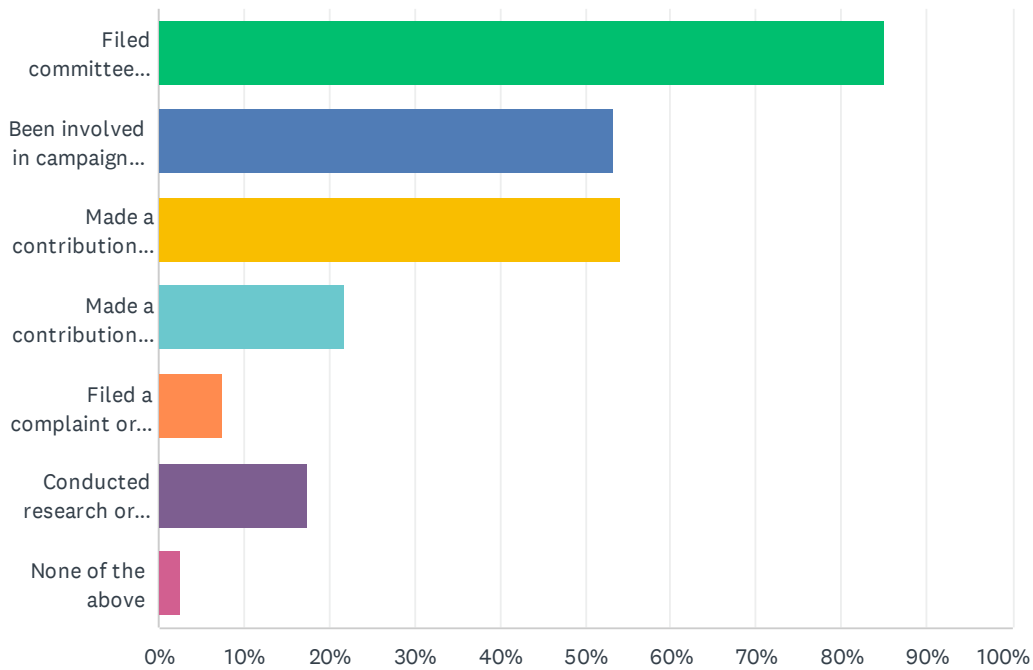
Answered: 120 Skipped: 0



ANSWER CHOICES	RESPONSES	
Less than 1 year	6.67%	8
1-3 years	21.67%	26
3-5 years	15.00%	18
5-10 years	21.67%	26
10-20 years	25.00%	30
20 years or more	10.00%	12
TOTAL		120

Q4 I HAVE DONE THE FOLLOWING: (choose all that apply)

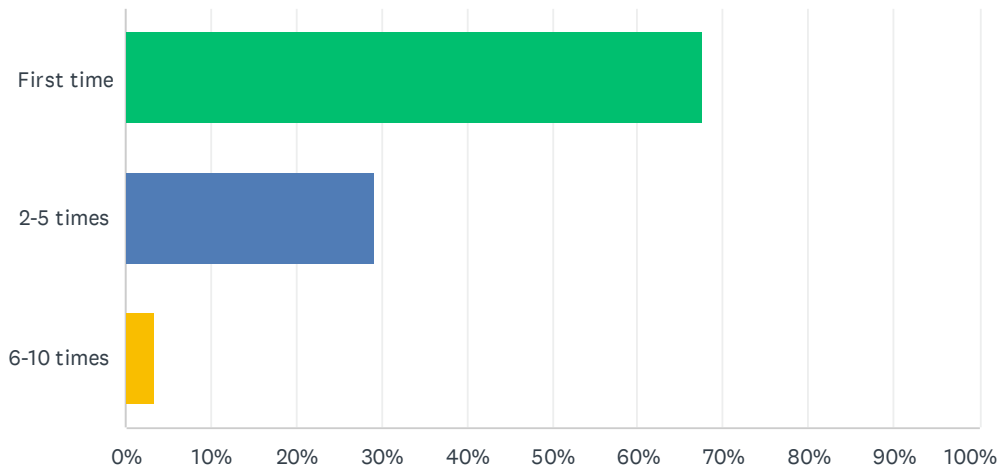
Answered: 120 Skipped: 0



ANSWER CHOICES	RESPONSES	
Filed committee campaign spending reports electronically	85.00%	102
Been involved in campaign activities (i.e., sign-waving, door-to-door, phone bank, fundraising, etc.)	53.33%	64
Made a contribution or loan to a candidate(s)	54.17%	65
Made a contribution to a noncandidate committee(s)	21.67%	26
Filed a complaint or requested that the Commission investigate a campaign finance violation	7.50%	9
Conducted research or reported on Commission data	17.50%	21
None of the above	2.50%	3
Total Respondents: 120		

Q5 I HAVE TAKEN AND SUBMITTED THIS SURVEY: (choose one)

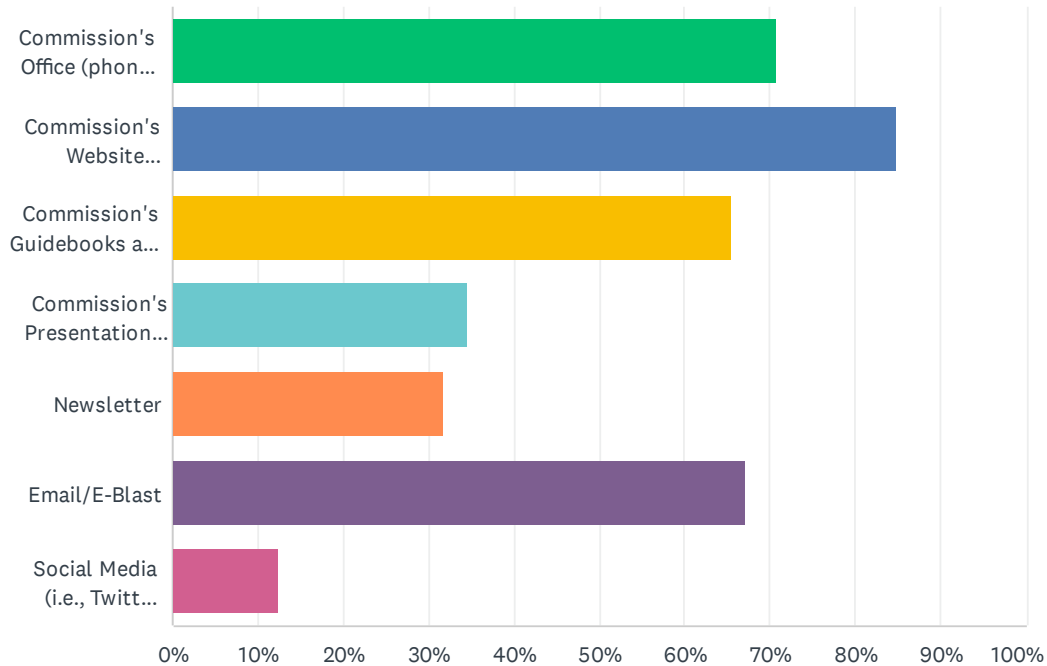
Answered: 120 Skipped: 0



ANSWER CHOICES	RESPONSES
First time	67.50% 81
2-5 times	29.17% 35
6-10 times	3.33% 4
TOTAL	120

Q6 I HAVE OBTAINED INFORMATION FROM THE COMMISSION FROM THE FOLLOWING SOURCES: (choose all that apply)

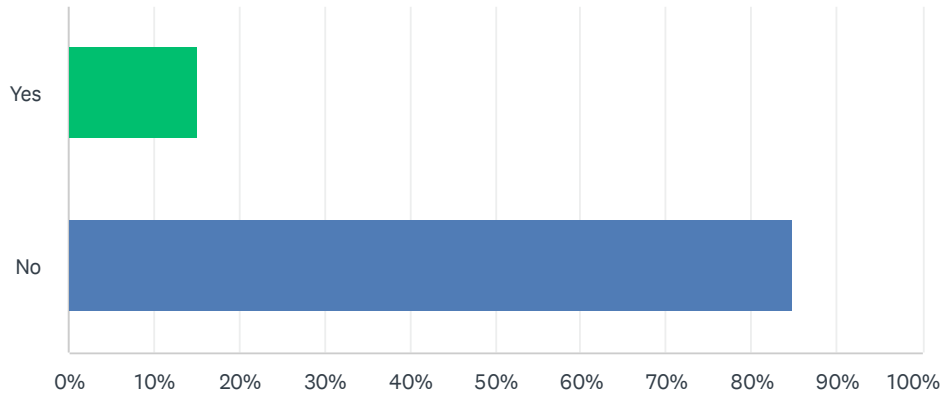
Answered: 113 Skipped: 7



ANSWER CHOICES	RESPONSES	
Commission's Office (phone calls or drop-in visits)	70.80%	80
Commission's Website (www.hawaii.gov/campaign)	84.96%	96
Commission's Guidebooks and Manuals	65.49%	74
Commission's Presentations or Training Classes (including cyber learning videos)	34.51%	39
Newsletter	31.86%	36
Email/E-Blast	67.26%	76
Social Media (i.e., Twitter, Facebook)	12.39%	14
Total Respondents: 113		

Q7 I FOLLOW THE COMMISSION ON SOCIAL MEDIA (I.E., FACEBOOK AND/OR TWITTER): (choose one)

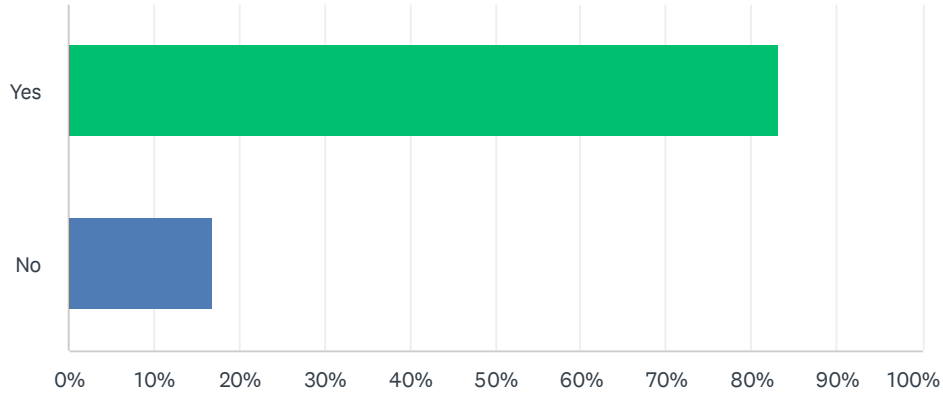
Answered: 113 Skipped: 7



ANSWER CHOICES	RESPONSES	
Yes	15.04%	17
No	84.96%	96
TOTAL		113

Q8 I SIGNED UP TO AND CURRENTLY RECEIVE EMAIL BLASTS FROM THE COMMISSION: (choose one)

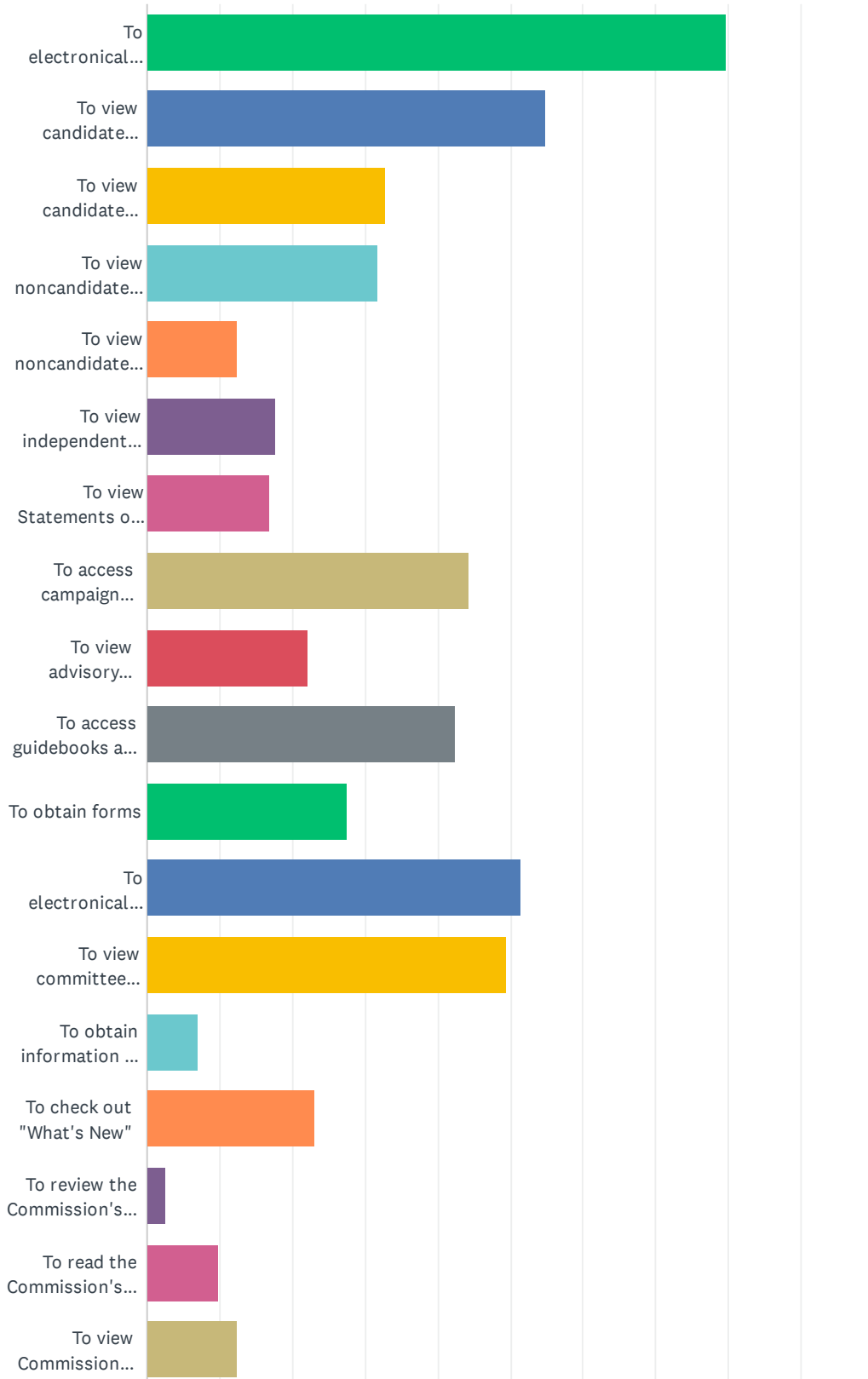
Answered: 113 Skipped: 7

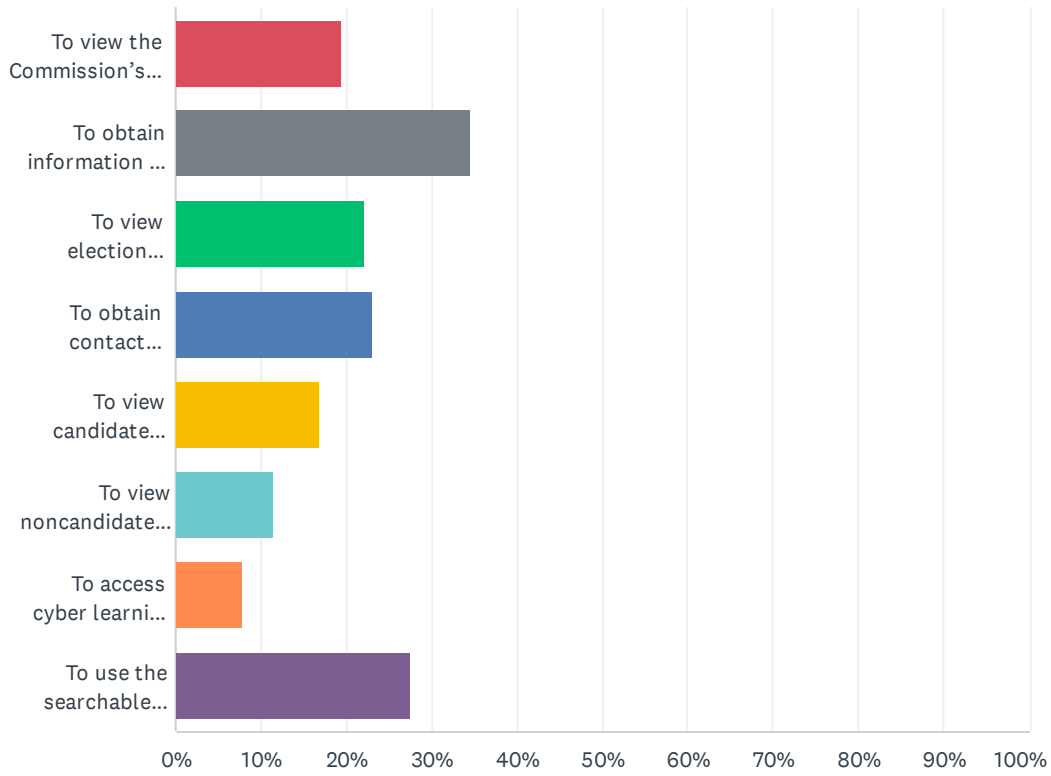


ANSWER CHOICES	RESPONSES	
Yes	83.19%	94
No	16.81%	19
TOTAL		113

Q9 I HAVE VISITED THE COMMISSION'S WEBSITE FOR THE FOLLOWING REASONS IN FISCAL YEAR 2021: (choose all that apply)

Answered: 113 Skipped: 7

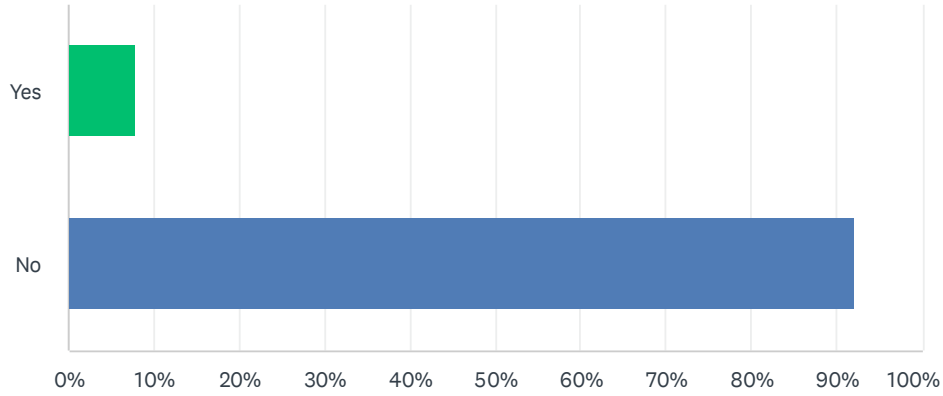




ANSWER CHOICES	RESPONSES	
To electronically file disclosure reports	79.65%	90
To view candidate committee reports	54.87%	62
To view candidate fundraiser notices	32.74%	37
To view noncandidate committee reports	31.86%	36
To view noncandidate committee fundraiser notices	12.39%	14
To view independent expenditure committee (Super PAC) information	17.70%	20
To view Statements of Electioneering Communications	16.81%	19
To access campaign finance laws and rules	44.25%	50
To view advisory opinions	22.12%	25
To access guidebooks and manuals	42.48%	48
To obtain forms	27.43%	31
To electronically file forms	51.33%	58
To view committee reporting schedules	49.56%	56
To obtain information on public funding programs	7.08%	8
To check out "What's New"	23.01%	26
To review the Commission's Strategic Plan	2.65%	3
To read the Commission's Annual Reports	9.73%	11
To view Commission meeting agendas and/or minutes	12.39%	14
To view the Commission's newsletters	19.47%	22
To obtain information on contribution limits	34.51%	39
To view election summaries from past elections	22.12%	25
To obtain contact information for the Commission	23.01%	26
To view candidate committees that have failed to file or correct reports	16.81%	19
To view noncandidate committees that have failed to file or correct reports	11.50%	13
To access cyber learning videos	7.96%	9
To use the searchable database	27.43%	31
Total Respondents: 113		

Q10 THERE ARE OTHER AREAS I WOULD LIKE TO SEE ON THE COMMISSION'S WEBSITE:

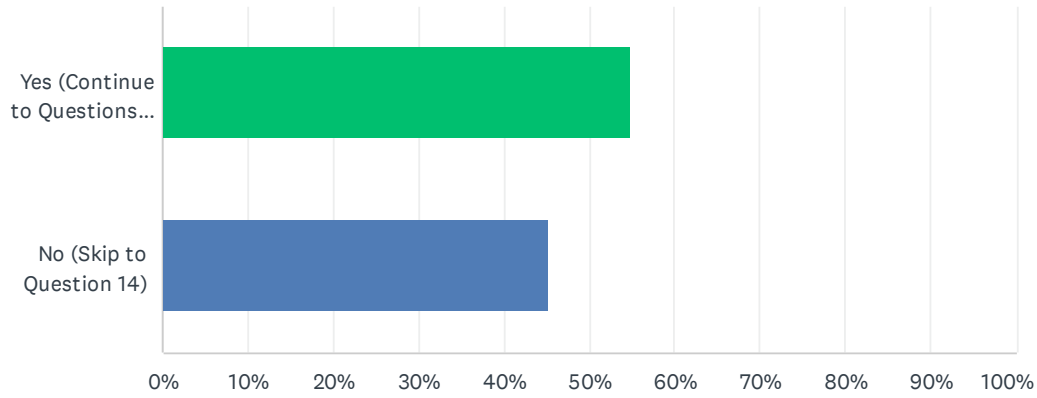
Answered: 113 Skipped: 7



ANSWER CHOICES	RESPONSES	
Yes	7.96%	9
No	92.04%	104
TOTAL		113

Q11 I HAVE USED THE COMMISSION'S SEARCHABLE DATABASE FUNCTION ON THE COMMISSION'S WEBSITE: (choose one)

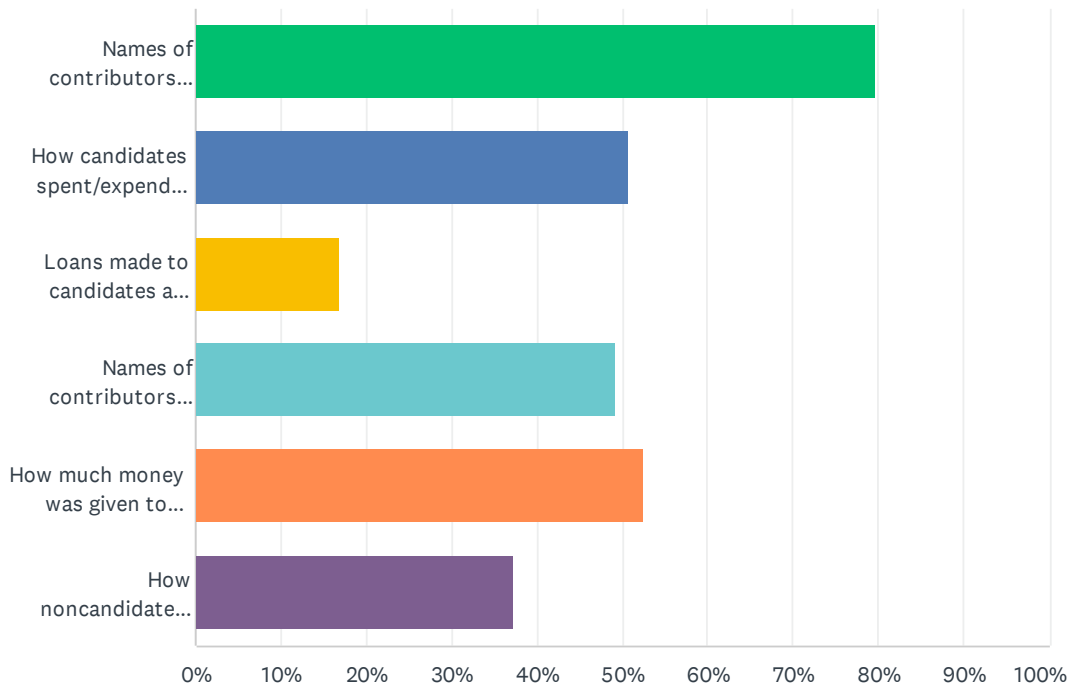
Answered: 113 Skipped: 7



ANSWER CHOICES	RESPONSES	
Yes (Continue to Questions 12 and 13)	54.87%	62
No (Skip to Question 14)	45.13%	51
TOTAL		113

Q12 IF SO, I USED IT TO SEARCH FOR: (choose all that apply)

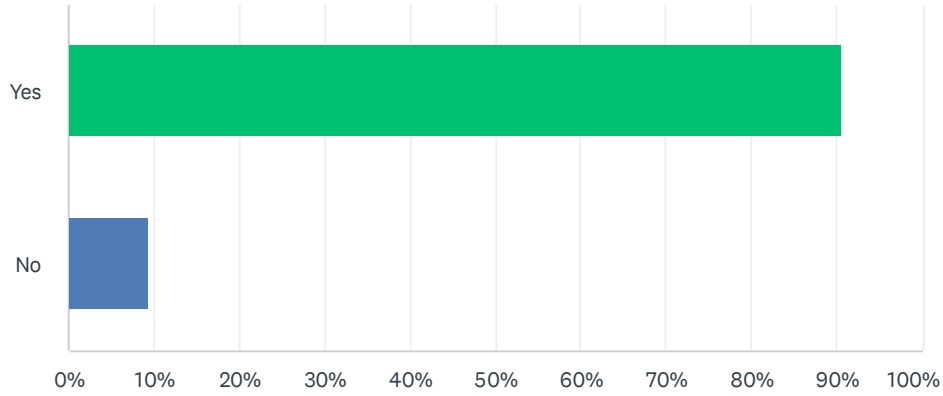
Answered: 59 Skipped: 61



ANSWER CHOICES	RESPONSES	
Names of contributors who gave money to candidates and how much they gave to candidates	79.66%	47
How candidates spent/expended their campaign funds	50.85%	30
Loans made to candidates and how much the loan was for	16.95%	10
Names of contributors who gave money to noncandidate committees including noncandidate committees making solely independent expenditures or Super PACs	49.15%	29
How much money was given to candidates from noncandidate committees	52.54%	31
How noncandidate committees and Super PACs including ballot issue committees spent/expended their money	37.29%	22
Total Respondents: 59		

Q13 IF SO, I FOUND THE SEARCHABLE DATABASE HELPFUL: (choose one)

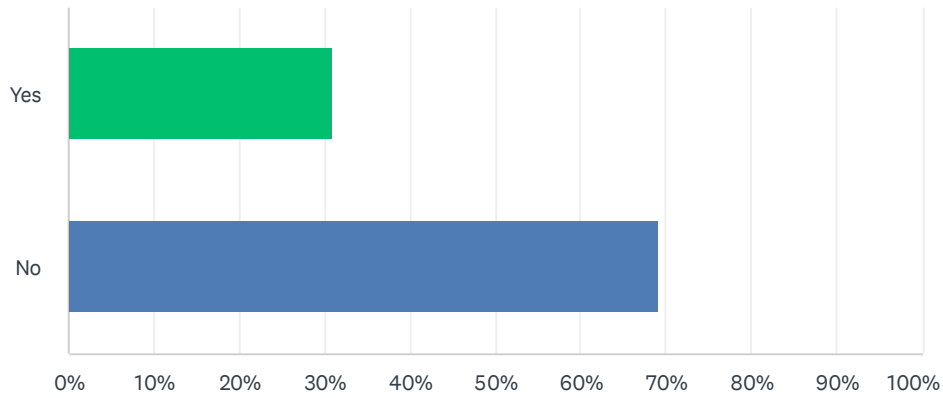
Answered: 64 Skipped: 56



ANSWER CHOICES	RESPONSES	
Yes	90.63%	58
No	9.38%	6
TOTAL		64

Q14 I HAVE USED THE CANDIDATE OR NONCANDIDATE DATA VISUALIZATION APP ON THE COMMISSION'S WEBSITE TO VIEW A COMMITTEE'S DATA: (choose one)

Answered: 113 Skipped: 7



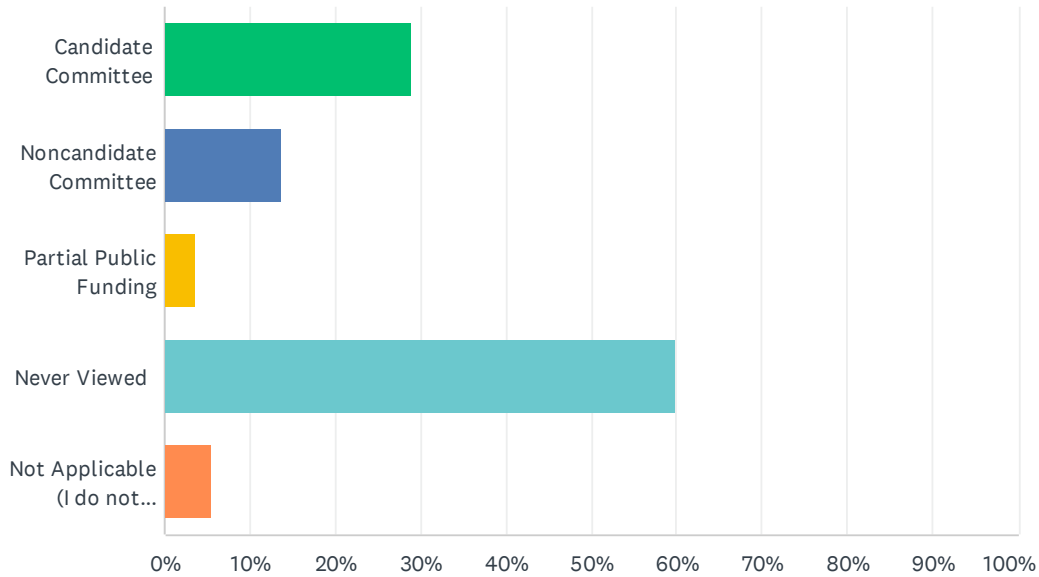
ANSWER CHOICES	RESPONSES	
Yes	30.97%	35
No	69.03%	78
TOTAL		113

**Q15 MY SUGGESTIONS ON HOW THE COMMISSION CAN BETTER
ENGAGE OR COMMUNICATE WITH ME: (Field limited to 250
characters)**

Answered: 22 Skipped: 98

Q16 I HAVE VIEWED THE FOLLOWING CYBER LEARNING VIDEOS ON THE COMMISSION'S WEBSITE: (choose all that apply)

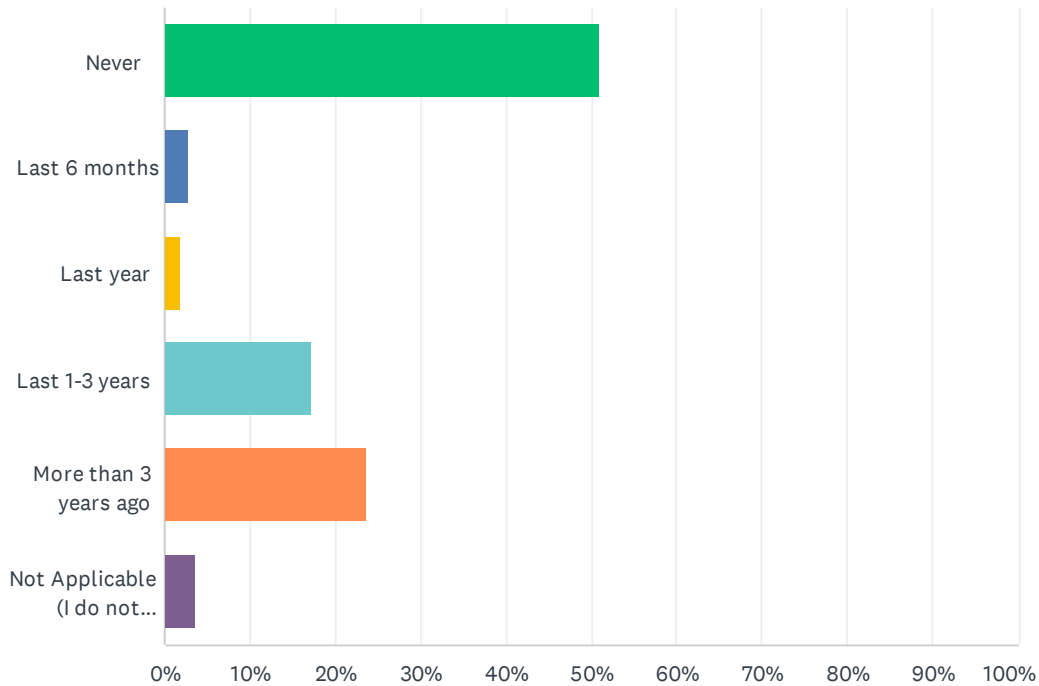
Answered: 110 Skipped: 10



ANSWER CHOICES	RESPONSES	
Candidate Committee	29.09%	32
Noncandidate Committee	13.64%	15
Partial Public Funding	3.64%	4
Never Viewed	60.00%	66
Not Applicable (I do not belong to a Candidate or Noncandidate Committee)	5.45%	6
Total Respondents: 110		

Q17 I LAST ATTENDED IN-PERSON TRAINING SESSIONS OR VIEWED THE COMMISSION'S CYBER LEARNING VIDEOS: (choose one)

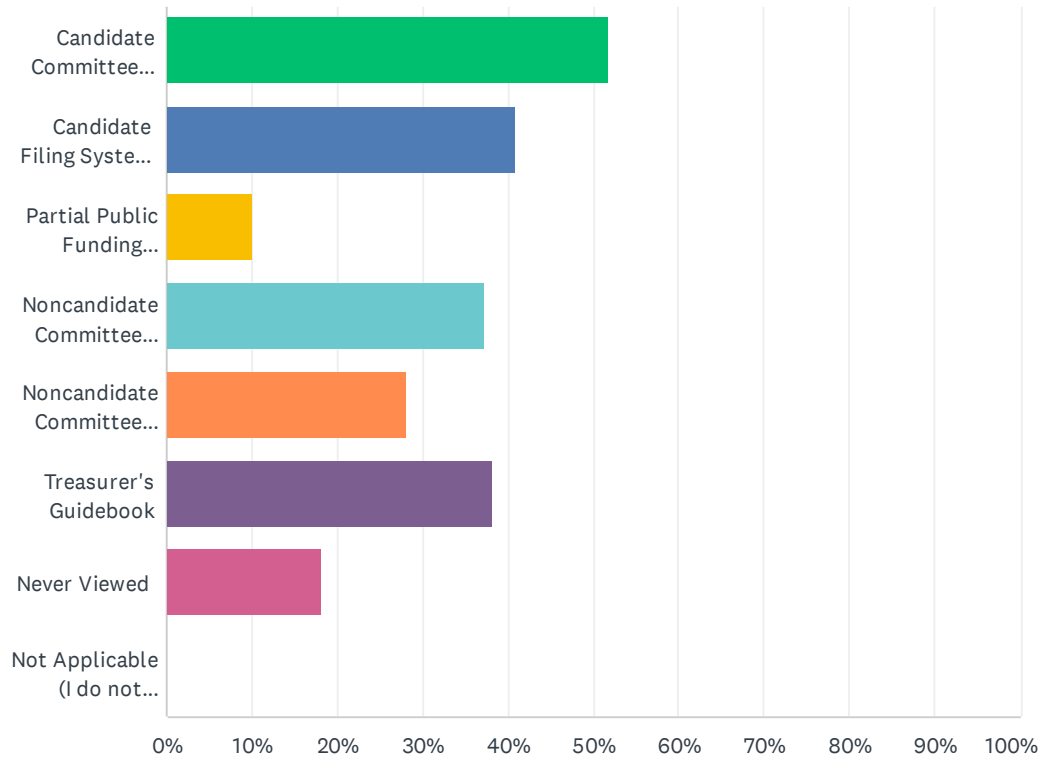
Answered: 110 Skipped: 10



ANSWER CHOICES	RESPONSES	
Never	50.91%	56
Last 6 months	2.73%	3
Last year	1.82%	2
Last 1-3 years	17.27%	19
More than 3 years ago	23.64%	26
Not Applicable (I do not belong to a Candidate or Noncandidate Committee)	3.64%	4
TOTAL		110

Q18 I HAVE VIEWED THE FOLLOWING GUIDEBOOKS AND/OR MANUALS ON THE COMMISSION'S WEBSITE: (choose all that apply)

Answered: 110 Skipped: 10



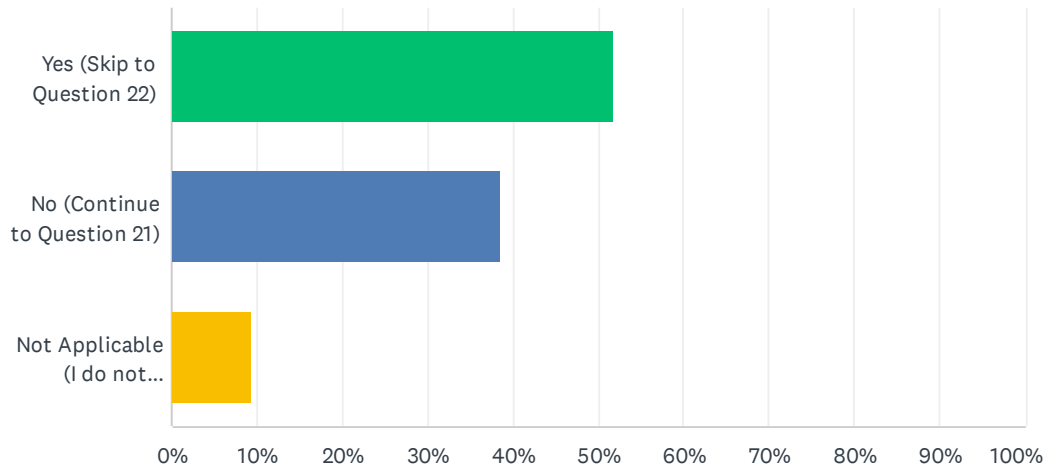
ANSWER CHOICES	RESPONSES	
Candidate Committee Guidebook	51.82%	57
Candidate Filing System Manual	40.91%	45
Partial Public Funding Guidebook	10.00%	11
Noncandidate Committee Guidebook	37.27%	41
Noncandidate Committee Filing System Manual	28.18%	31
Treasurer's Guidebook	38.18%	42
Never Viewed	18.18%	20
Not Applicable (I do not belong to a Candidate or Noncandidate Committee)	0.00%	0
Total Respondents: 110		

**Q19 I HAVE FOUND THE FOLLOWING COMMISSION TRAINING(S)
OR GUIDEBOOK(S) OR OTHER RESOURCES HELPFUL AND THIS IS
WHY: (Field limited to 250 characters)**

Answered: 16 Skipped: 104

Q20 AS A REGISTERED COMMITTEE WITH THE COMMISSION, WE HAVE ALWAYS FILED OUR DISCLOSURE REPORTS ON TIME: (choose one)

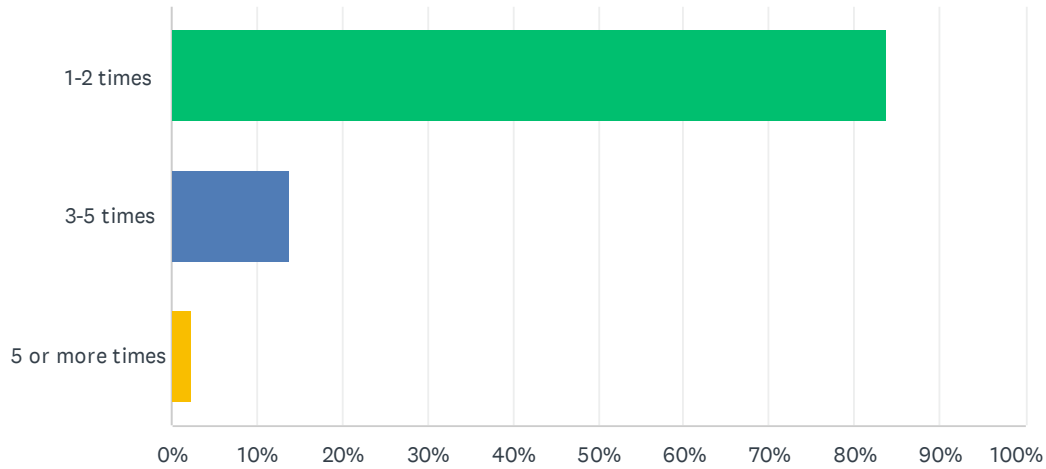
Answered: 106 Skipped: 14



ANSWER CHOICES	RESPONSES	
Yes (Skip to Question 22)	51.89%	55
No (Continue to Question 21)	38.68%	41
Not Applicable (I do not belong to a Candidate or Noncandidate Committee)	9.43%	10
TOTAL		106

Q21 IF NOT, MY COMMITTEE HAS FILED LATE DISCLOSURE REPORTS: (choose one)

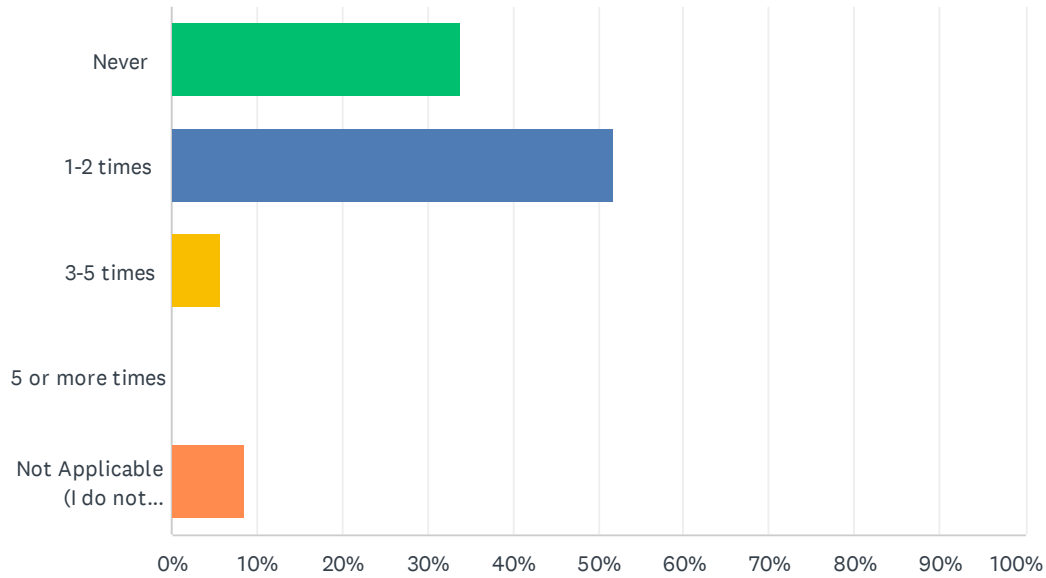
Answered: 43 Skipped: 77



ANSWER CHOICES	RESPONSES	
1-2 times	83.72%	36
3-5 times	13.95%	6
5 or more times	2.33%	1
TOTAL		43

Q22 MY COMMITTEE HAS BEEN FINED: (choose one)

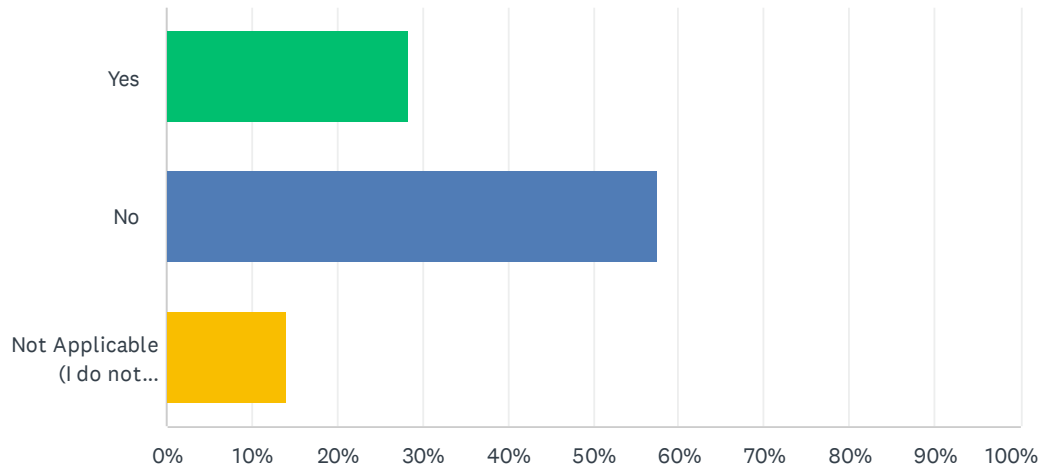
Answered: 106 Skipped: 14



ANSWER CHOICES	RESPONSES	
Never	33.96%	36
1-2 times	51.89%	55
3-5 times	5.66%	6
5 or more times	0.00%	0
Not Applicable (I do not belong to a Candidate or Noncandidate Committee)	8.49%	9
TOTAL		106

Q23 AS A REGISTERED COMMITTEE WITH THE COMMISSION, WE HAVE ENTERED INTO A CONCILIATION AGREEMENT WITH THE COMMISSION: (choose one)

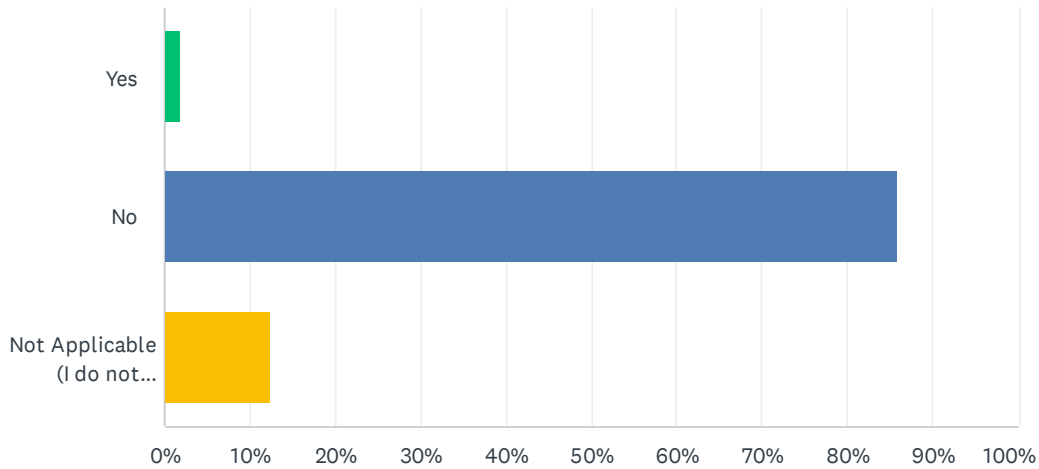
Answered: 106 Skipped: 14



ANSWER CHOICES	RESPONSES	
Yes	28.30%	30
No	57.55%	61
Not Applicable (I do not belong to a Candidate or Noncandidate Committee)	14.15%	15
TOTAL		106

Q24 AS A REGISTERED COMMITTEE WITH THE COMMISSION, WE HAVE HAD AN ADMINISTRATIVE COMPLAINT BROUGHT BEFORE THE COMMISSION: (choose one)

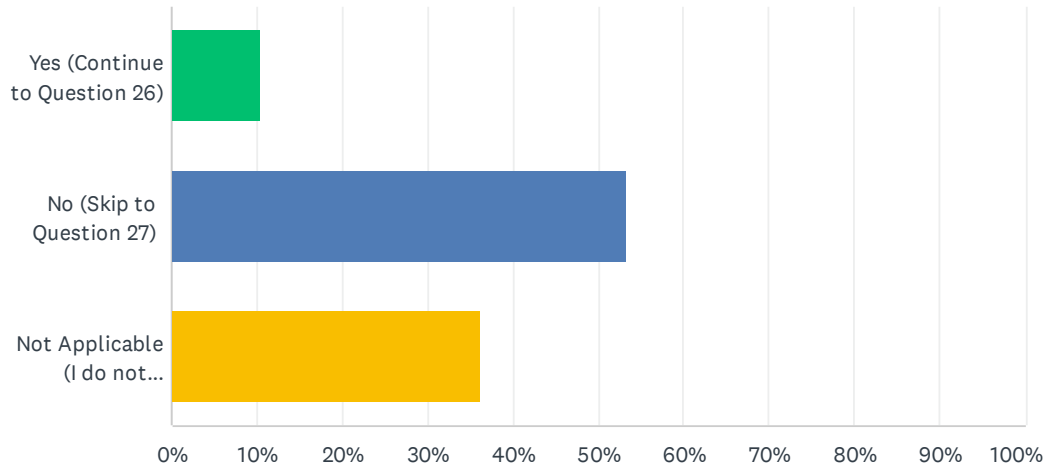
Answered: 106 Skipped: 14



ANSWER CHOICES	RESPONSES	
Yes	1.89%	2
No	85.85%	91
Not Applicable (I do not belong to a Candidate or Noncandidate Committee)	12.26%	13
TOTAL		106

Q25 AS A CANDIDATE COMMITTEE, WE HAVE SOUGHT AND RECEIVED PUBLIC FUNDING: (choose one)

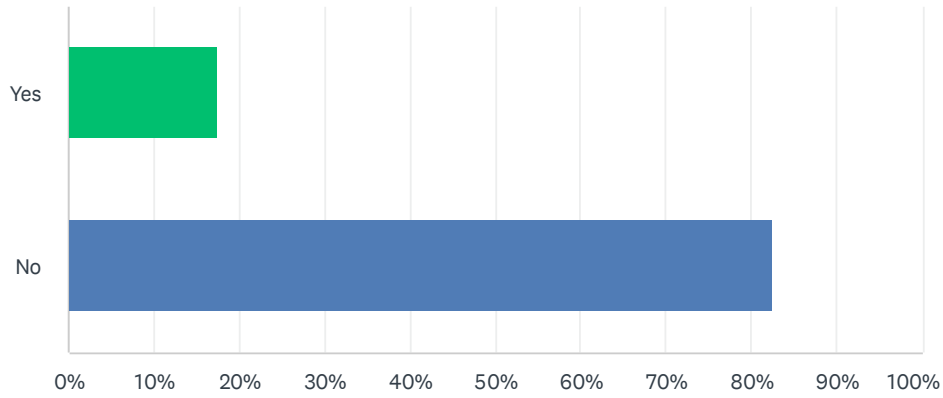
Answered: 105 Skipped: 15



ANSWER CHOICES	RESPONSES	
Yes (Continue to Question 26)	10.48%	11
No (Skip to Question 27)	53.33%	56
Not Applicable (I do not belong to a Candidate Committee)	36.19%	38
TOTAL		105

Q26 IF SO, MY CANDIDATE COMMITTEE RECEIVED THE MAXIMUM AMOUNT PERMITTED FOR THAT OFFICE: (choose one)

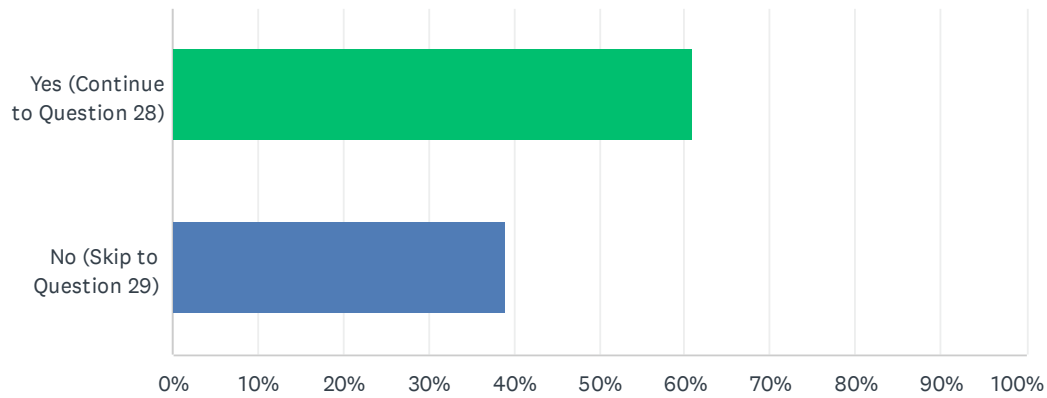
Answered: 23 Skipped: 97



ANSWER CHOICES	RESPONSES	
Yes	17.39%	4
No	82.61%	19
TOTAL		23

Q27 I AM A SUPPORTER OF PUBLIC FUNDING: (choose one)

Answered: 105 Skipped: 15



ANSWER CHOICES	RESPONSES	
Yes (Continue to Question 28)	60.95%	64
No (Skip to Question 29)	39.05%	41
TOTAL		105

Q28 IF SO, WHY: (Field limited to 100 characters)

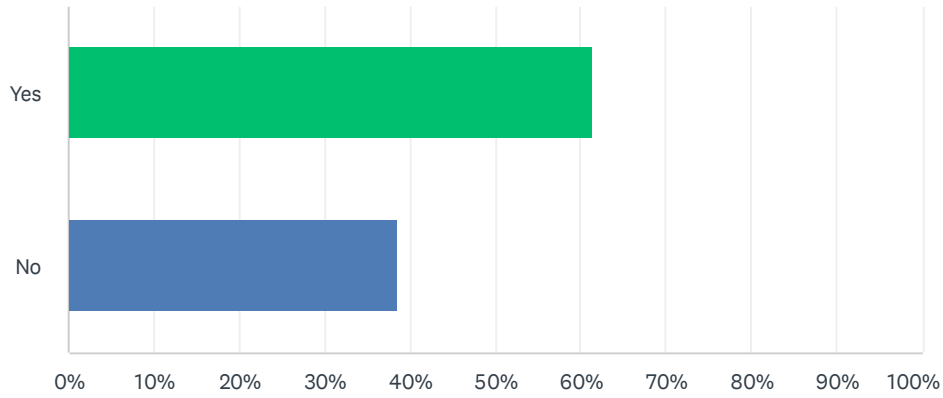
Answered: 38 Skipped: 82

Q29 IF NOT, WHY: (Field limited to 100 characters)

Answered: 21 Skipped: 99

Q30 I WOULD SUPPORT AN APPROPRIATION OF GENERAL FUNDS TO SEE PUBLIC FUNDING PROGRAMS CONTINUE: (choose one)

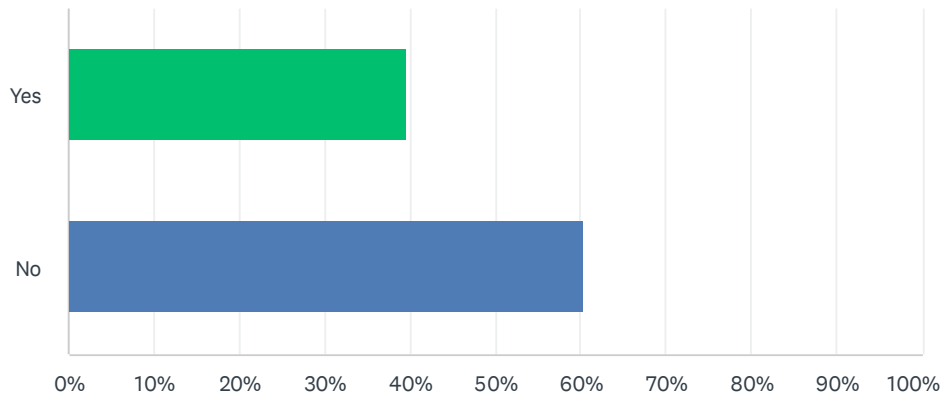
Answered: 101 Skipped: 19



ANSWER CHOICES	RESPONSES	
Yes	61.39%	62
No	38.61%	39
TOTAL		101

Q31 I HAVE BEEN CHECKING OFF THE \$3 "YES" CHECKBOX ON MY STATE INCOME TAX FORM WHICH PERMITS \$3 FROM STATE GENERAL FUNDS (OR \$6 IF MARRIED AND FILING A JOINT RETURN) TO BE ALLOCATED TO THE HAWAII ELECTION CAMPAIGN FUND FOR THE PUBLIC FUNDING PROGRAM: (choose one)

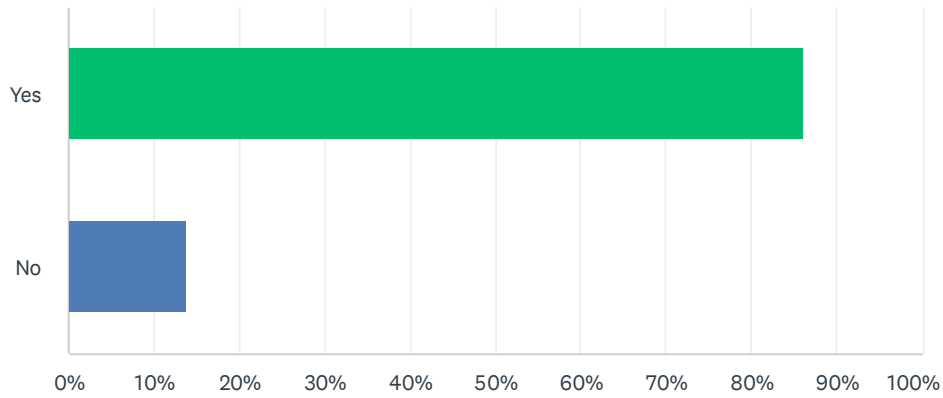
Answered: 101 Skipped: 19



ANSWER CHOICES	RESPONSES
Yes	39.60% 40
No	60.40% 61
TOTAL	101

Q32 I KNOW THAT CHECKING THE \$3 CHECK-OFF DOES NOT INCREASE MY TAX LIABILITY OR DECREASE MY REFUND: (choose one)

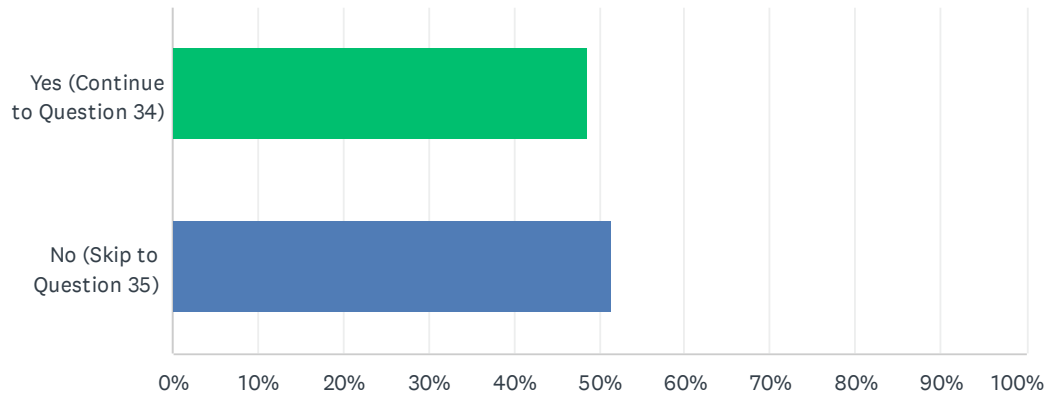
Answered: 101 Skipped: 19



ANSWER CHOICES	RESPONSES	
Yes	86.14%	87
No	13.86%	14
TOTAL		101

Q33 I AM CONCERNED ABOUT NONCANDIDATE COMMITTEES MAKING SOLELY INDEPENDENT EXPENDITURES (i.e., “Super PACS”): (choose one)

Answered: 101 Skipped: 19



ANSWER CHOICES	RESPONSES	
Yes (Continue to Question 34)	48.51%	49
No (Skip to Question 35)	51.49%	52
TOTAL		101

Q34 IF SO, WHY: (Field limited to 100 characters)

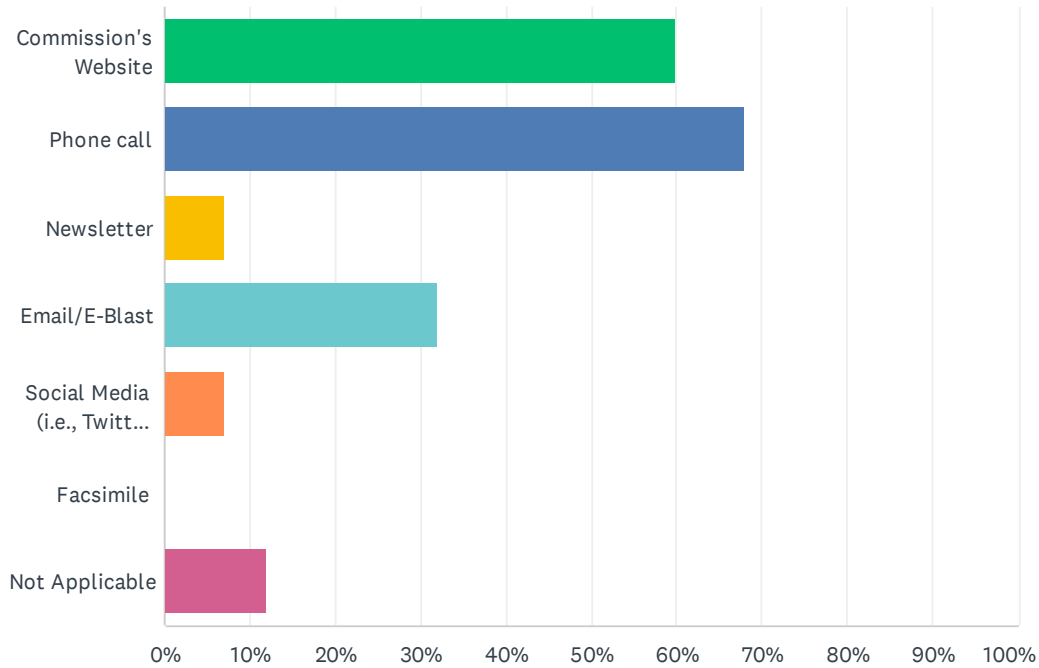
Answered: 34 Skipped: 86

Q35 IF NOT, WHY: (Field limited to 100 characters)

Answered: 17 Skipped: 103

Q36 I WAS ABLE TO OBTAIN ANSWERS AND ASSISTANCE TO MY QUESTIONS BY WAY OF: (choose all that apply)

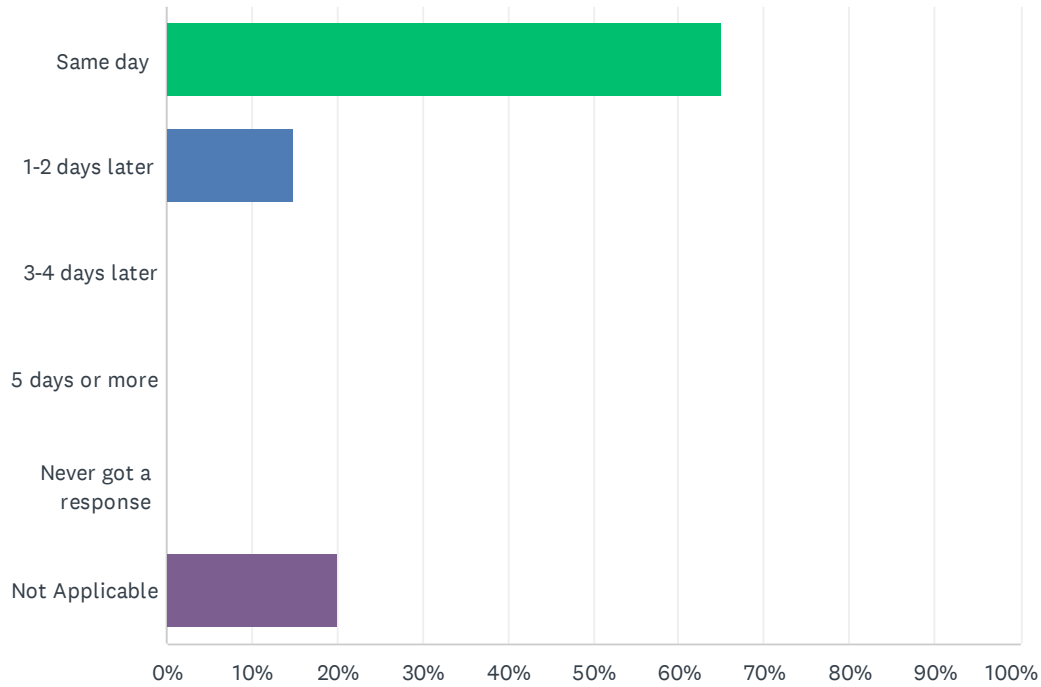
Answered: 100 Skipped: 20



ANSWER CHOICES	RESPONSES	
Commission's Website	60.00%	60
Phone call	68.00%	68
Newsletter	7.00%	7
Email/E-Blast	32.00%	32
Social Media (i.e., Twitter and/or Facebook)	7.00%	7
Facsimile	0.00%	0
Not Applicable	12.00%	12
Total Respondents: 100		

Q37 I WAS ABLE TO OBTAIN AN ANSWER AND ASSISTANCE TO MY QUESTIONS FROM THE COMMISSION (choose one):

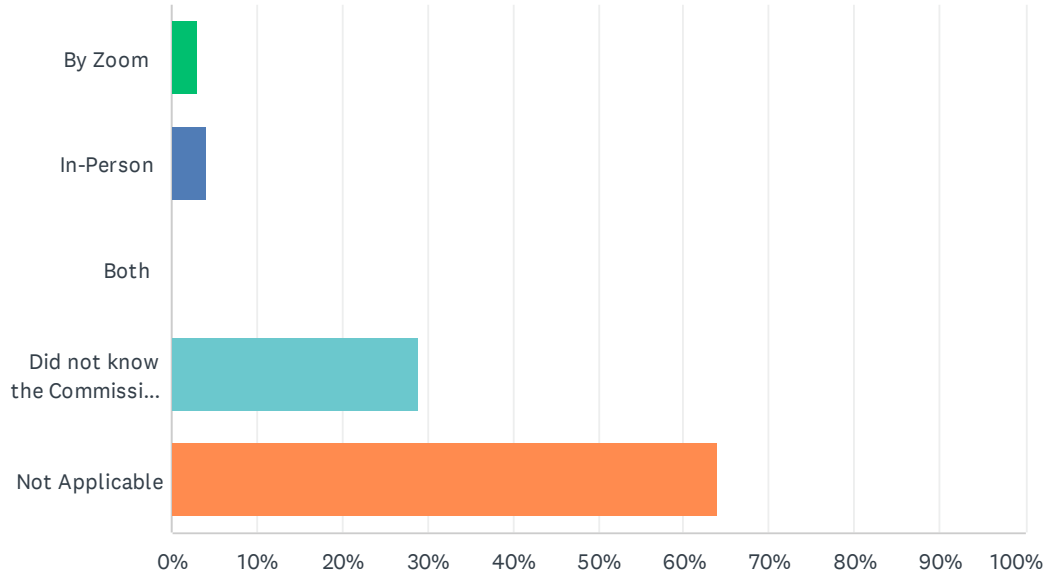
Answered: 100 Skipped: 20



ANSWER CHOICES	RESPONSES	
Same day	65.00%	65
1-2 days later	15.00%	15
3-4 days later	0.00%	0
5 days or more	0.00%	0
Never got a response	0.00%	0
Not Applicable	20.00%	20
TOTAL		100

Q38 DURING THIS TIME, I HAVE ATTENDED A MONTHLY COMMISSION PUBLIC OR SUNSHINE MEETING (choose one):

Answered: 100 Skipped: 20



ANSWER CHOICES	RESPONSES	
By Zoom	3.00%	3
In-Person	4.00%	4
Both	0.00%	0
Did not know the Commission was meeting regularly	29.00%	29
Not Applicable	64.00%	64
TOTAL		100

Q39 IF YOU HAVE BEEN INCONVENIENCED IN ANY WAY DUE TO THE PHYSICAL CLOSURE OF THE COMMISSION'S OFFICE, PLEASE EXPLAIN: (Field limited to 250 characters)

Answered: 11 Skipped: 109

Q40 PLEASE FEEL FREE TO PROVIDE ANY OTHER COMMENTS CONCERNING THE CAMPAIGN SPENDING COMMISSION: (Field limited to 500 characters)

Answered: 22 Skipped: 98