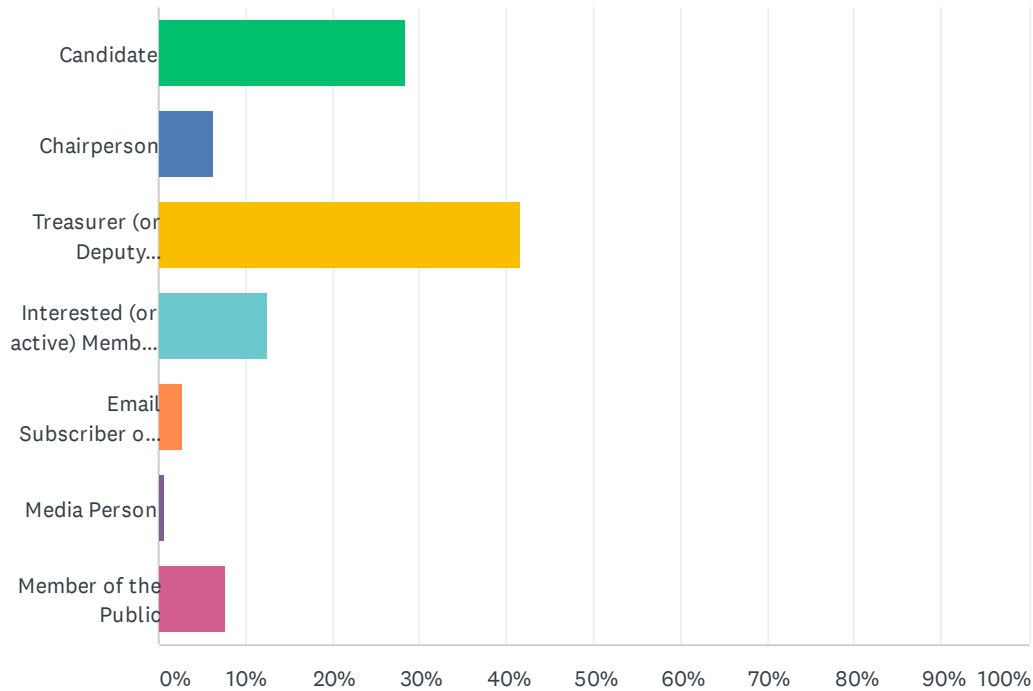


# Q1 SELECT THE BEST DESCRIPTION OF YOUR RELATIONSHIP WITH THE COMMISSION BY ANSWERING THIS QUESTION: "I AM A..." (choose one)

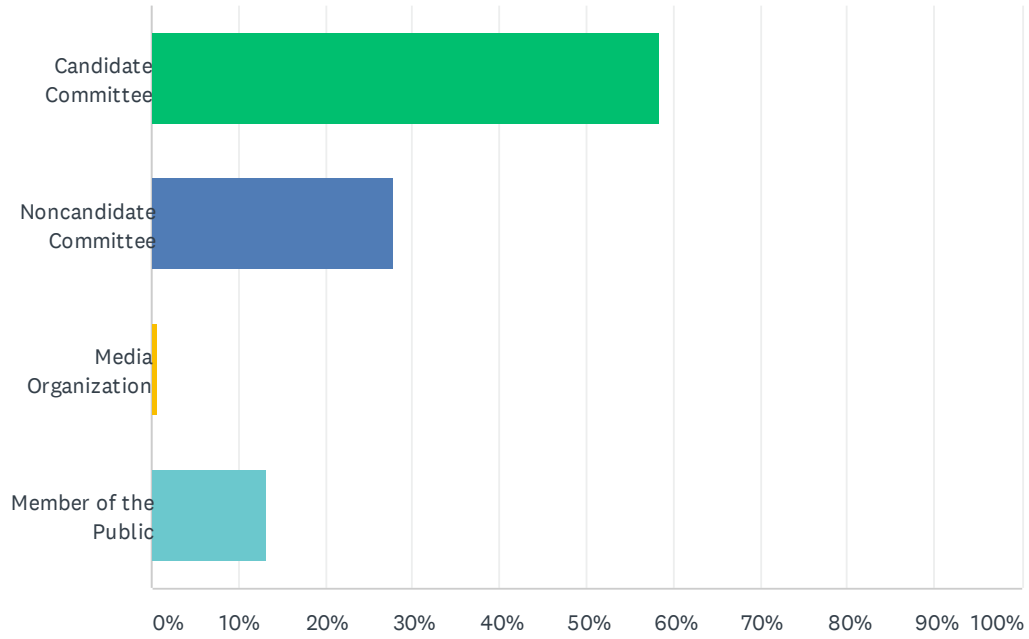
Answered: 144 Skipped: 0



ANSWER CHOICES	RESPONSES	
Candidate	28.47%	41
Chairperson	6.25%	9
Treasurer (or Deputy Treasurer)	41.67%	60
Interested (or active) Member of a Candidate or Noncandidate Committee but not listed on the Organizational Report	12.50%	18
Email Subscriber or Follower on Social Media	2.78%	4
Media Person	0.69%	1
Member of the Public	7.64%	11
<b>TOTAL</b>		<b>144</b>

## Q2 I BELONG TO A: (choose one)

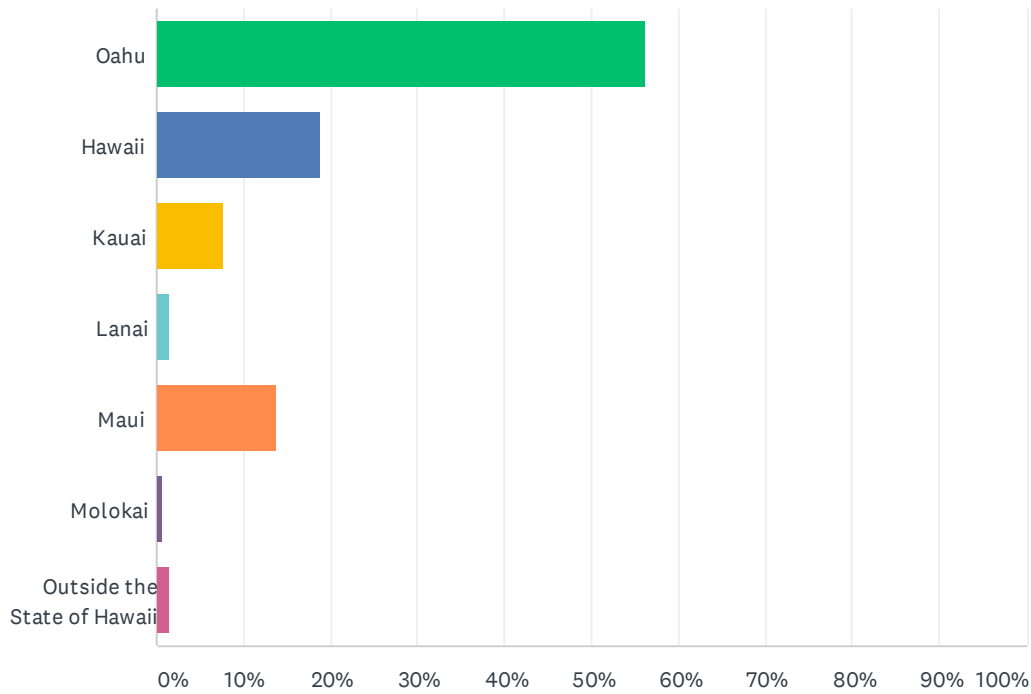
Answered: 144 Skipped: 0



ANSWER CHOICES	RESPONSES	
Candidate Committee	58.33%	84
Noncandidate Committee	27.78%	40
Media Organization	0.69%	1
Member of the Public	13.19%	19
<b>TOTAL</b>		<b>144</b>

### Q3 I AM FROM OR MY COMMITTEE/CORPORATION IS FROM (I.E., ADDRESS): (choose one)

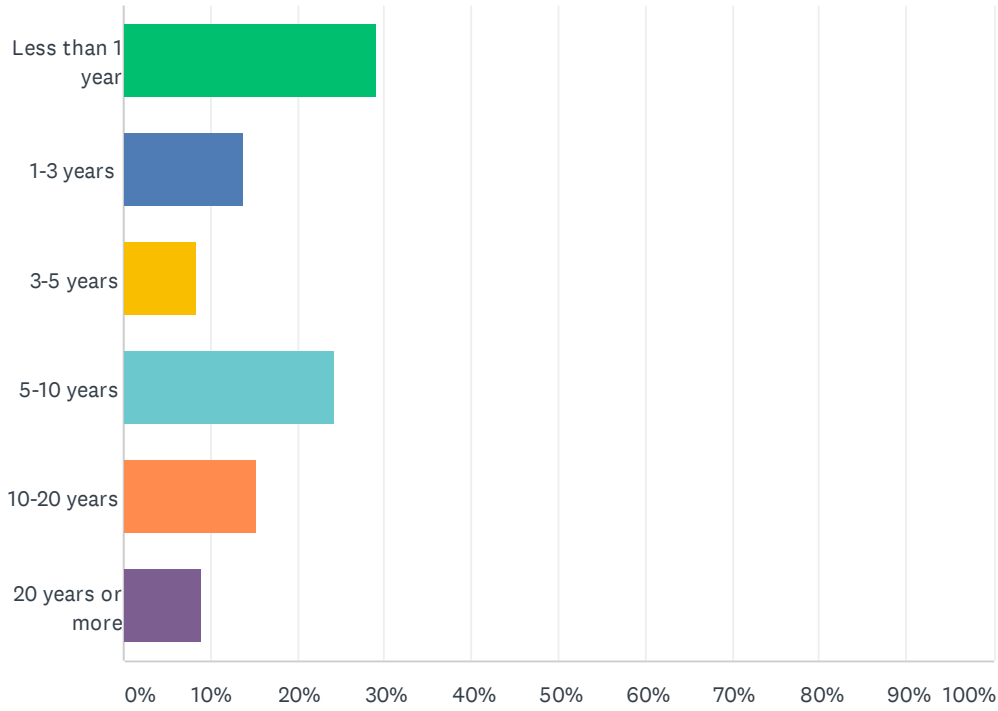
Answered: 144 Skipped: 0



ANSWER CHOICES	RESPONSES	
Oahu	56.25%	81
Hawaii	18.75%	27
Kauai	7.64%	11
Lanai	1.39%	2
Maui	13.89%	20
Molokai	0.69%	1
Outside the State of Hawaii	1.39%	2
<b>TOTAL</b>		<b>144</b>

## Q4 I HAVE HAD A RELATIONSHIP WITH THE COMMISSION FOR: (choose one)

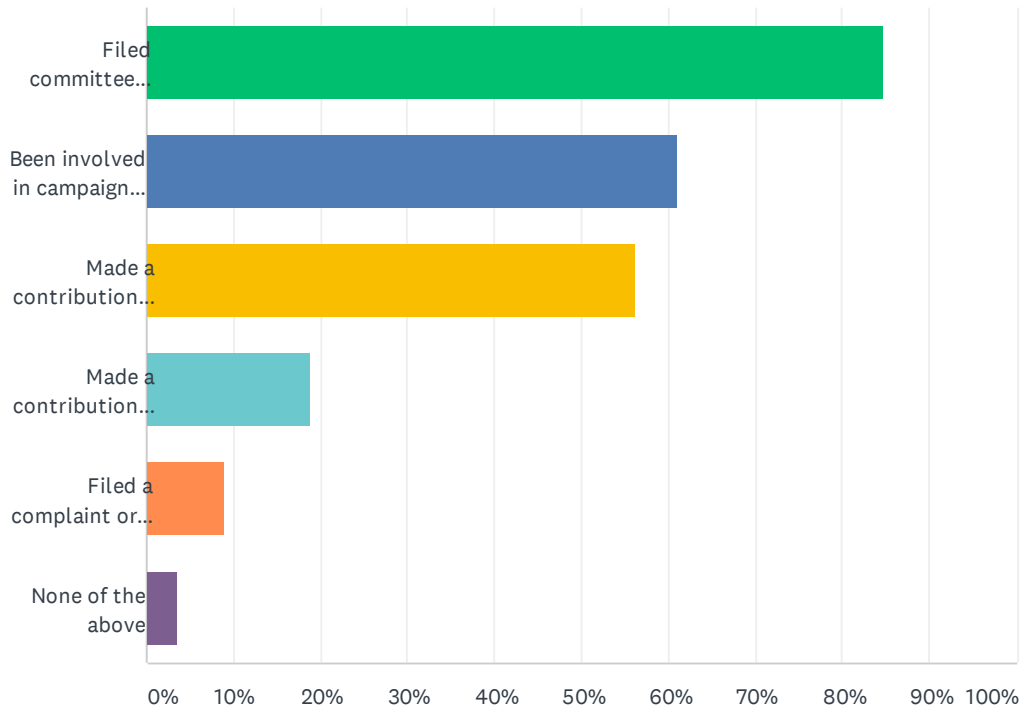
Answered: 144 Skipped: 0



ANSWER CHOICES	RESPONSES	
Less than 1 year	29.17%	42
1-3 years	13.89%	20
3-5 years	8.33%	12
5-10 years	24.31%	35
10-20 years	15.28%	22
20 years or more	9.03%	13
<b>TOTAL</b>		<b>144</b>

### Q5 I HAVE DONE THE FOLLOWING: (choose all that apply)

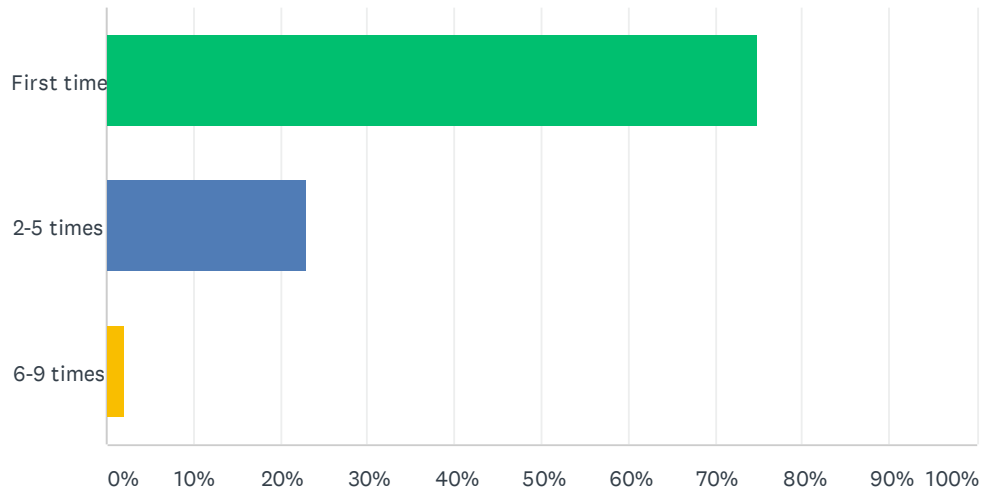
Answered: 144 Skipped: 0



ANSWER CHOICES	RESPONSES	
Filed committee campaign spending reports electronically	84.72%	122
Been involved in campaign activities (i.e., sign-waving, door-to-door, phone bank, fundraising, etc.)	61.11%	88
Made a contribution or loan to a candidate(s)	56.25%	81
Made a contribution to a noncandidate committee(s)	18.75%	27
Filed a complaint or requested that the Commission investigate a campaign finance violation	9.03%	13
None of the above	3.47%	5
Total Respondents: 144		

### Q6 I HAVE TAKEN AND SUBMITTED THIS SURVEY: (choose one)

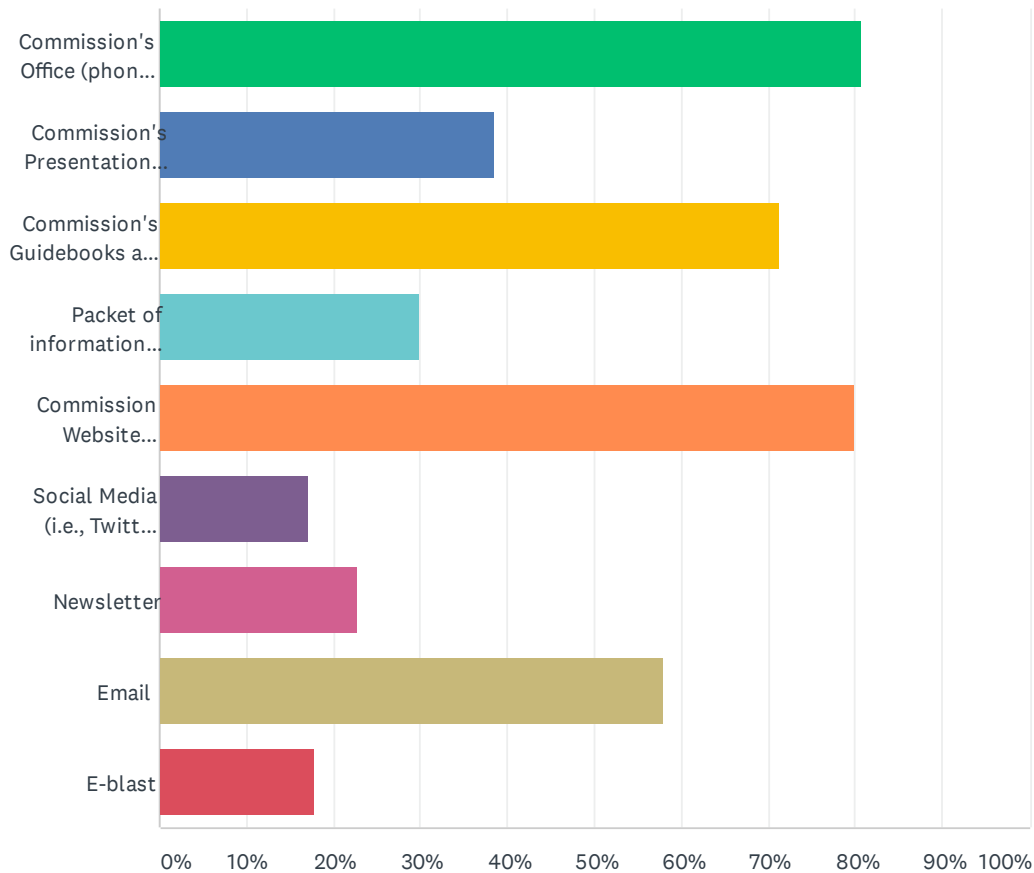
Answered: 144 Skipped: 0



ANSWER CHOICES	RESPONSES	
First time	75.00%	108
2-5 times	22.92%	33
6-9 times	2.08%	3
TOTAL		144

# Q7 I HAVE OBTAINED INFORMATION FROM THE COMMISSION FROM THE FOLLOWING SOURCES: (choose all that apply)

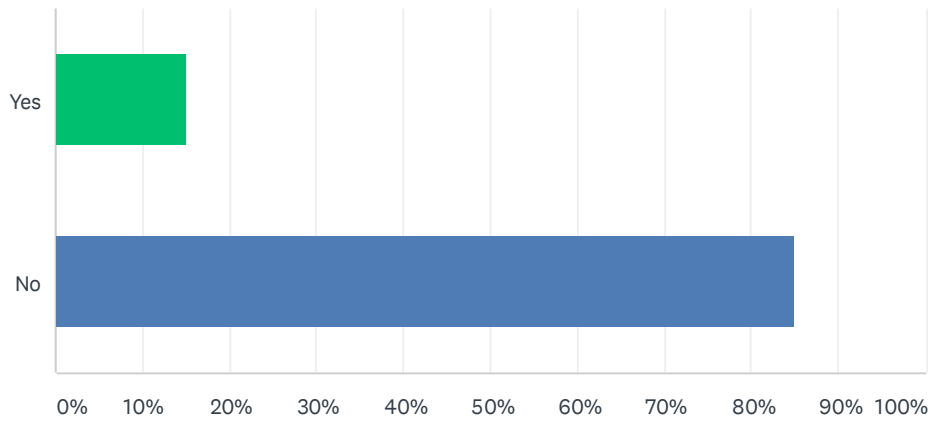
Answered: 140 Skipped: 4



ANSWER CHOICES	RESPONSES	
Commission's Office (phone calls or drop-in visits)	80.71%	113
Commission's Presentations or Training Classes (including cyber learning videos)	38.57%	54
Commission's Guidebooks and Manuals	71.43%	100
Packet of information received upon filing as a candidate with the Office of Elections or County Clerk's Office	30.00%	42
Commission Website (www.hawaii.gov/campaign)	80.00%	112
Social Media (i.e., Twitter, Facebook)	17.14%	24
Newsletter	22.86%	32
Email	57.86%	81
E-blast	17.86%	25
Total Respondents: 140		

### Q8 I FOLLOW THE COMMISSION ON SOCIAL MEDIA (I.E., FACEBOOK AND/OR TWITTER): (choose one)

Answered: 140 Skipped: 4

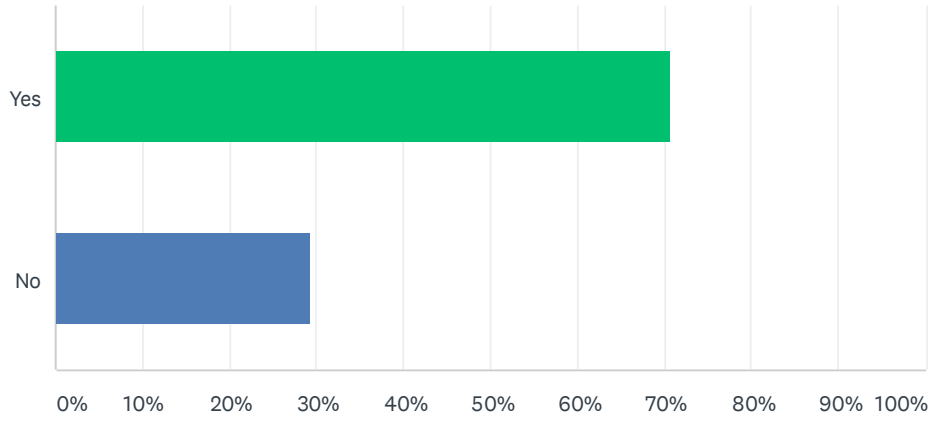


ANSWER CHOICES	RESPONSES	
Yes	15.00%	21
No	85.00%	119
TOTAL		140



## Q9 I SIGNED UP TO AND CURRENTLY RECEIVE EMAIL BLASTS FROM THE COMMISSION: (choose one)

Answered: 140 Skipped: 4



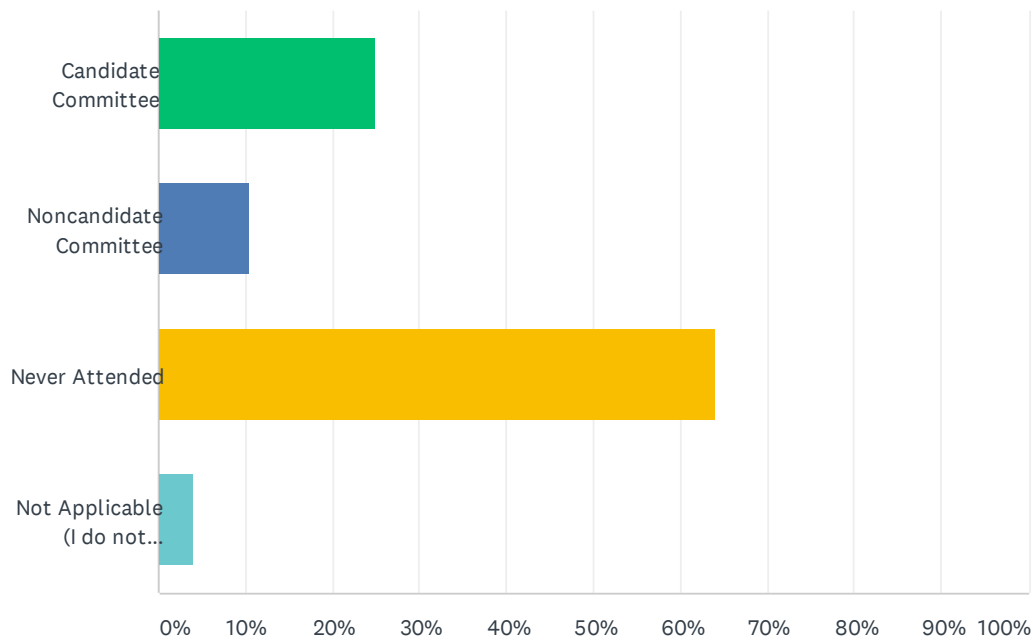
ANSWER CHOICES	RESPONSES	
Yes	70.71%	99
No	29.29%	41
TOTAL		140

**Q10 MY SUGGESTIONS ON HOW THE COMMISSION CAN BETTER  
ENGAGE OR COMMUNICATE WITH ME: (Field limited to 250  
characters)**

Answered: 64 Skipped: 80

# Q11 I HAVE ATTENDED THE FOLLOWING IN-PERSON TRAINING SESSIONS SPONSORED BY THE COMMISSION: (choose all that apply)

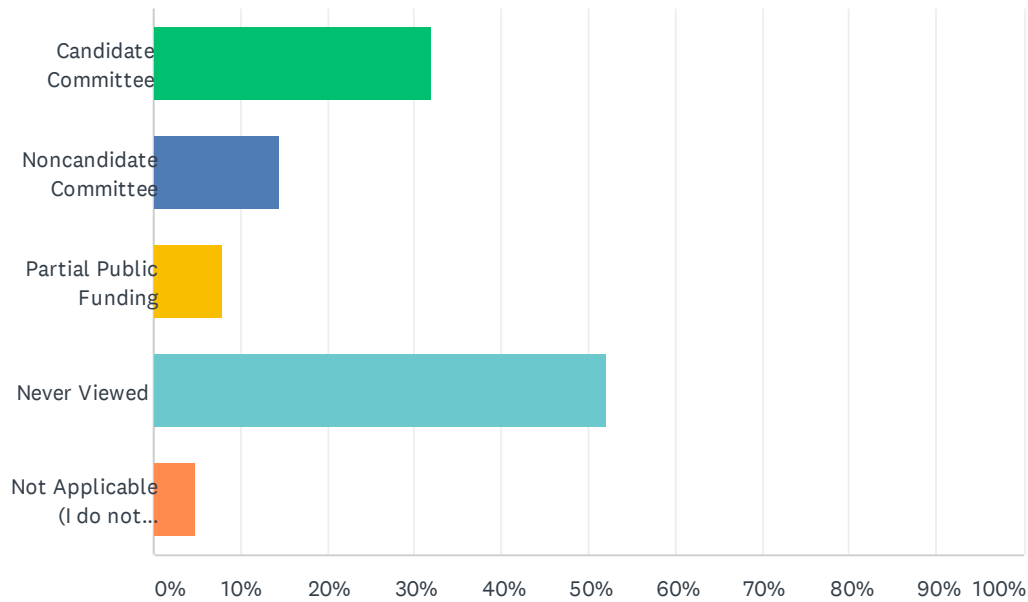
Answered: 125 Skipped: 19



ANSWER CHOICES	RESPONSES	
Candidate Committee	24.80%	31
Noncandidate Committee	10.40%	13
Never Attended	64.00%	80
Not Applicable (I do not belong to a Candidate or Noncandidate Committee)	4.00%	5
Total Respondents: 125		

# Q12 I HAVE VIEWED THE FOLLOWING CYBER LEARNING VIDEOS ON THE COMMISSION'S WEBSITE: (choose all that apply)

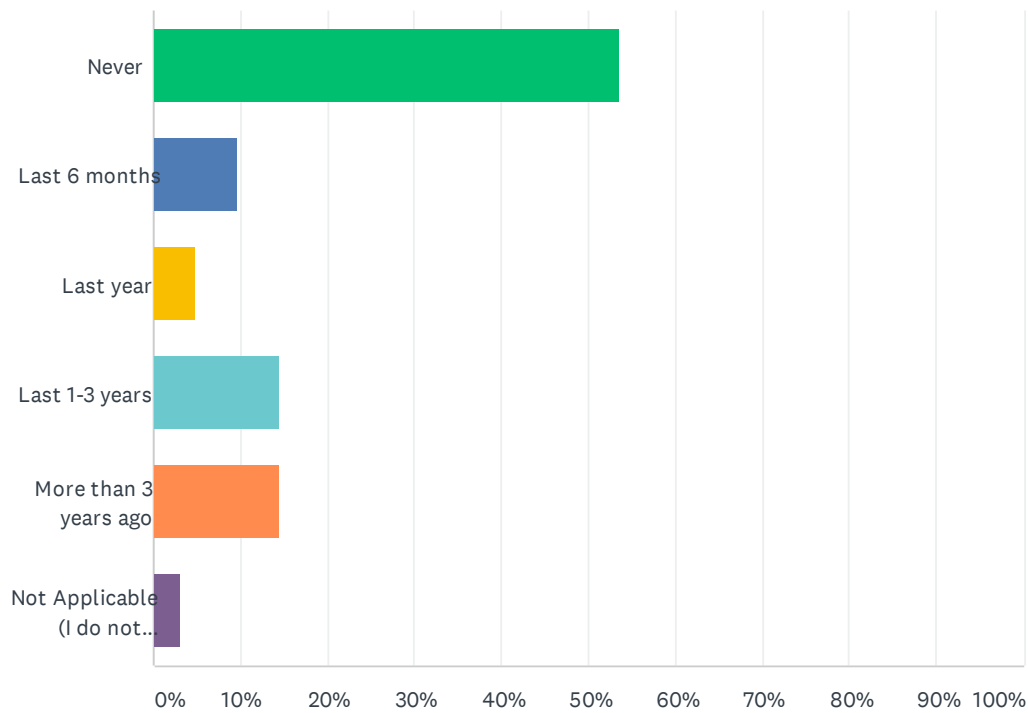
Answered: 125 Skipped: 19



ANSWER CHOICES	RESPONSES	
Candidate Committee	32.00%	40
Noncandidate Committee	14.40%	18
Partial Public Funding	8.00%	10
Never Viewed	52.00%	65
Not Applicable (I do not belong to a Candidate or Noncandidate Committee)	4.80%	6
Total Respondents: 125		

### Q13 | LAST ATTENDED IN-PERSON TRAINING SESSIONS OR VIEWED THE COMMISSION'S CYBER LEARNING VIDEOS: (choose one)

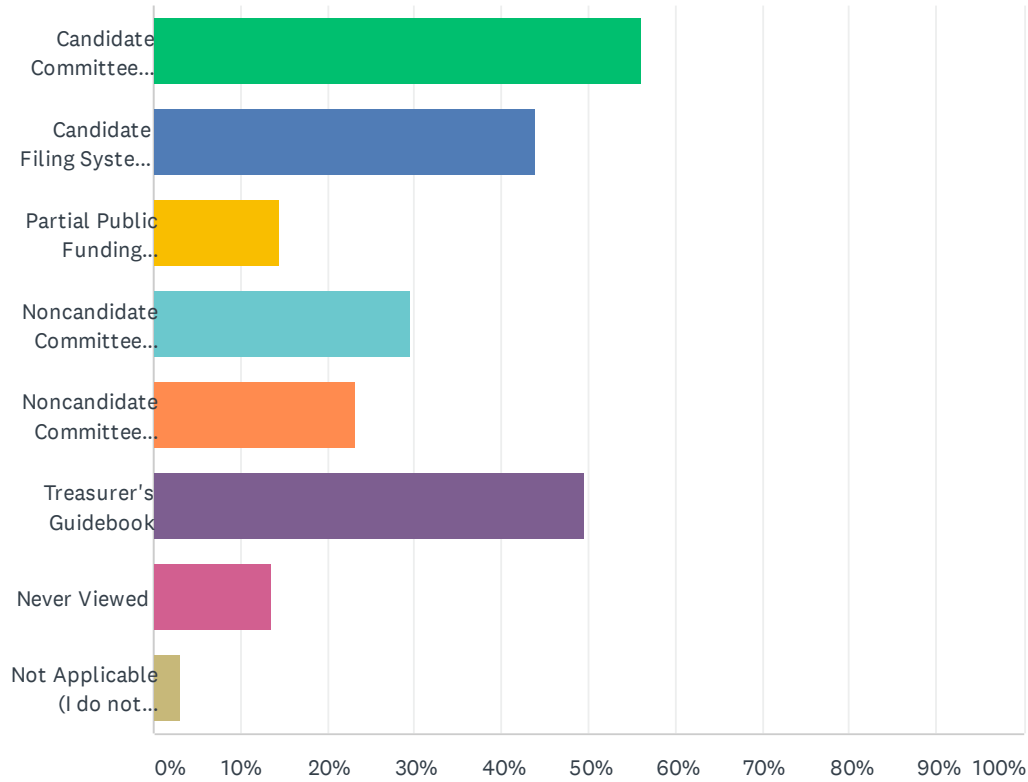
Answered: 125 Skipped: 19



ANSWER CHOICES	RESPONSES	
Never	53.60%	67
Last 6 months	9.60%	12
Last year	4.80%	6
Last 1-3 years	14.40%	18
More than 3 years ago	14.40%	18
Not Applicable (I do not belong to a Candidate or Noncandidate Committee)	3.20%	4
<b>TOTAL</b>		<b>125</b>

### Q14 I HAVE VIEWED THE FOLLOWING GUIDEBOOKS AND/OR MANUALS ON THE COMMISSION'S WEBSITE: (choose all that apply)

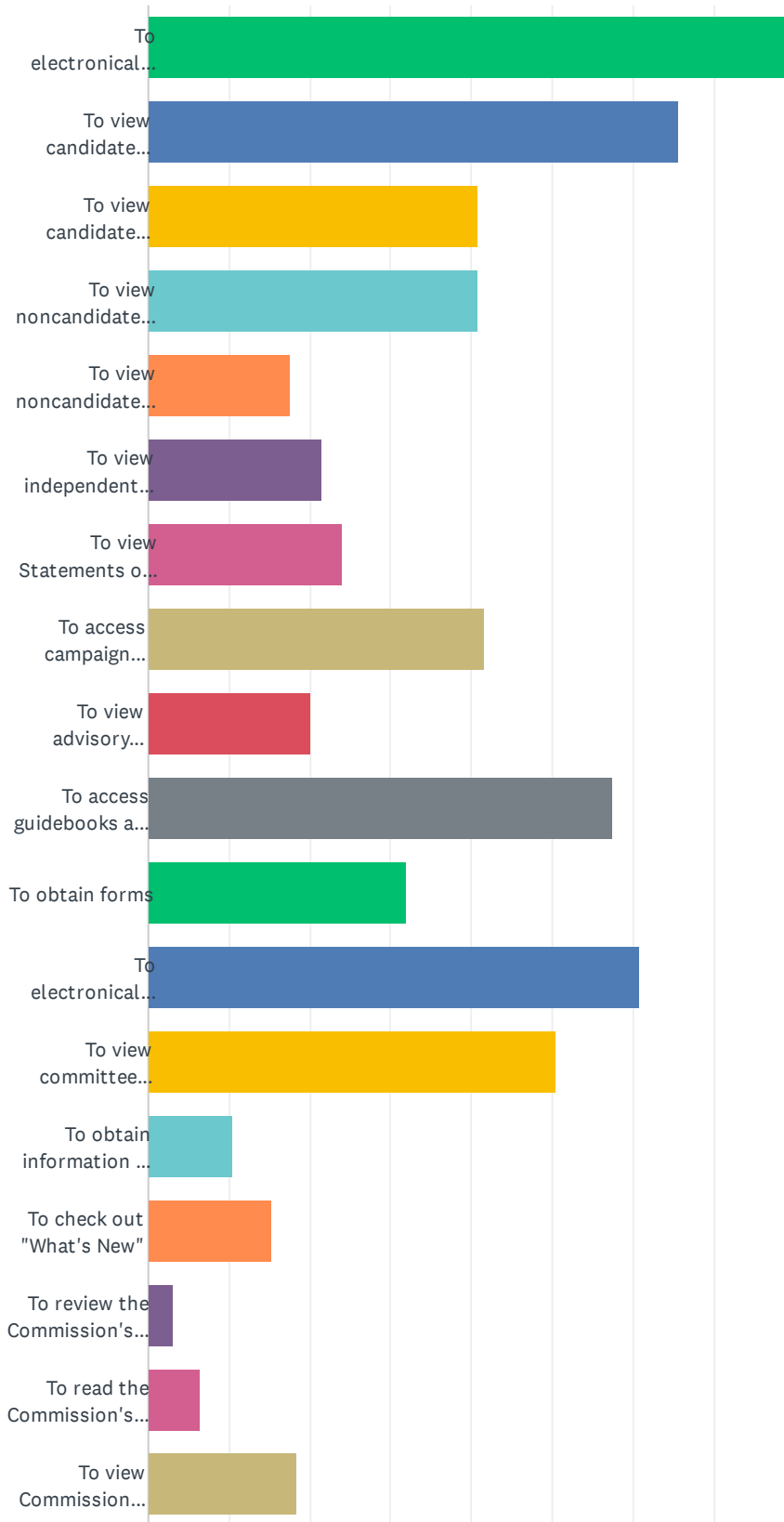
Answered: 125 Skipped: 19

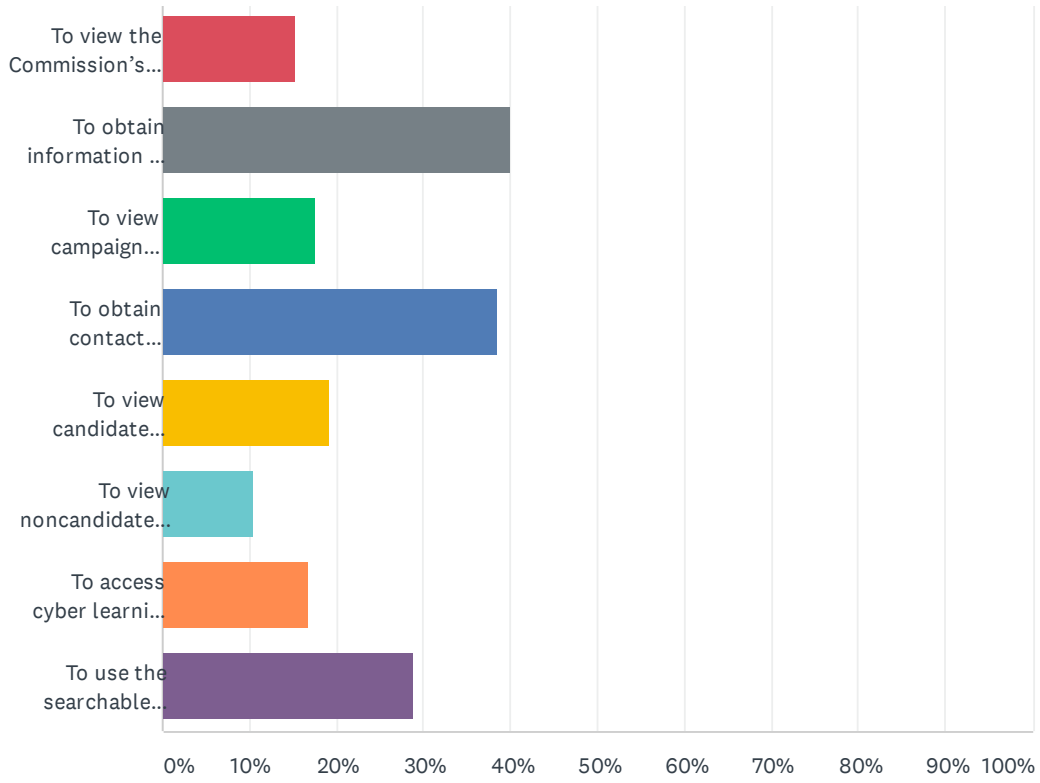


ANSWER CHOICES	RESPONSES	
Candidate Committee Guidebook	56.00%	70
Candidate Filing System Manual	44.00%	55
Partial Public Funding Guidebook	14.40%	18
Noncandidate Committee Guidebook	29.60%	37
Noncandidate Committee Filing System Manual	23.20%	29
Treasurer's Guidebook	49.60%	62
Never Viewed	13.60%	17
Not Applicable (I do not belong to a Candidate or Noncandidate Committee)	3.20%	4
Total Respondents: 125		

# Q15 I HAVE VISITED THE COMMISSION'S WEBSITE FOR THE FOLLOWING REASONS IN FISCAL YEAR 2019: (choose all that apply)

Answered: 125 Skipped: 19



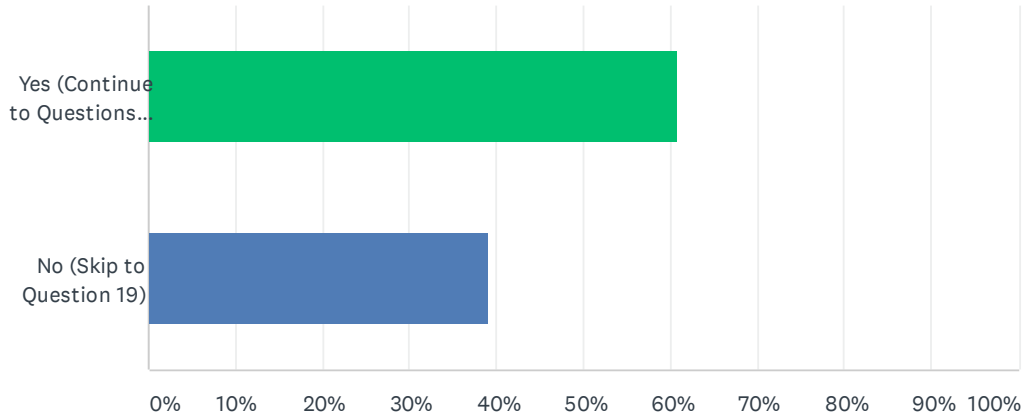




ANSWER CHOICES	RESPONSES	
To electronically file disclosure reports	80.00%	100
To view candidate committee reports	65.60%	82
To view candidate fundraiser notices	40.80%	51
To view noncandidate committee reports	40.80%	51
To view noncandidate committee fundraiser notices	17.60%	22
To view independent expenditure committee (Super PAC) information	21.60%	27
To view Statements of Electioneering Communications	24.00%	30
To access campaign finance laws and rules	41.60%	52
To view advisory opinions	20.00%	25
To access guidebooks and manuals	57.60%	72
To obtain forms	32.00%	40
To electronically file forms	60.80%	76
To view committee reporting schedules	50.40%	63
To obtain information on public funding programs	10.40%	13
To check out "What's New"	15.20%	19
To review the Commission's Strategic Plan	3.20%	4
To read the Commission's Annual Reports	6.40%	8
To view Commission meeting agendas and/or minutes	18.40%	23
To view the Commission's newsletters	15.20%	19
To obtain information on contribution limits	40.00%	50
To view campaign finance statistics from past elections	17.60%	22
To obtain contact information for the Commission	38.40%	48
To view candidate committees that have failed to file or correct reports	19.20%	24
To view noncandidate committees that have failed to file or correct reports	10.40%	13
To access cyber learning videos	16.80%	21
To use the searchable database	28.80%	36
Total Respondents: 125		

### Q16 I HAVE USED THE COMMISSION'S SEARCHABLE DATABASE FUNCTION ON THE COMMISSION'S WEBSITE: (choose one)

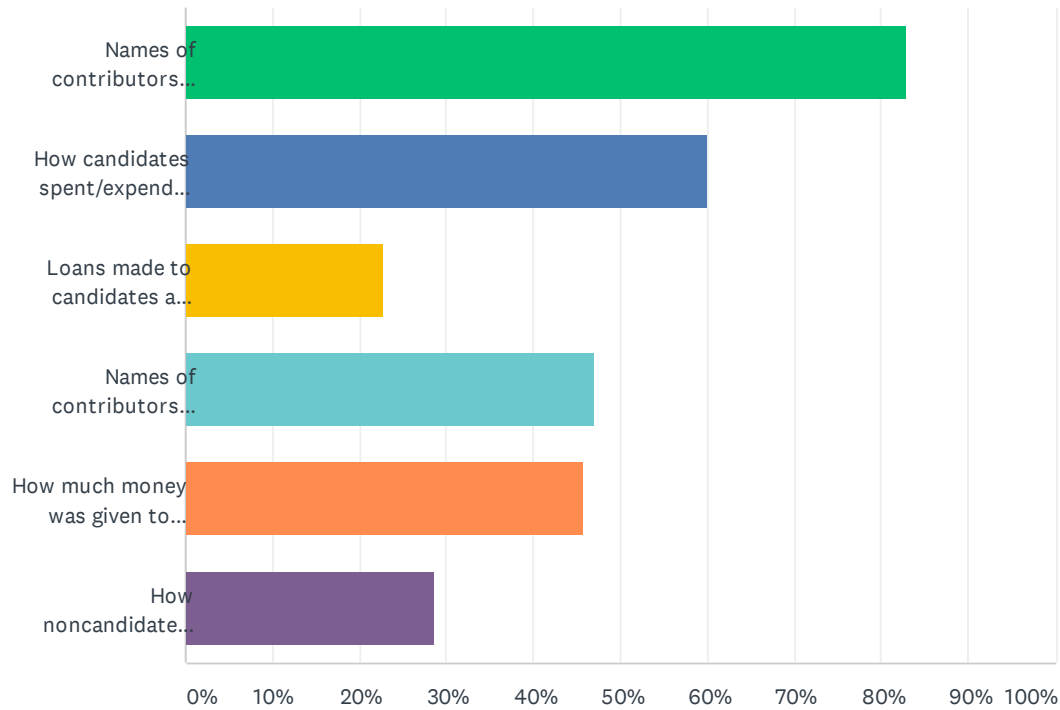
Answered: 125 Skipped: 19



ANSWER CHOICES	RESPONSES	
Yes (Continue to Questions 17 and 18)	60.80%	76
No (Skip to Question 19)	39.20%	49
TOTAL		125

### Q17 IF SO, I USED IT TO SEARCH FOR: (choose all that apply)

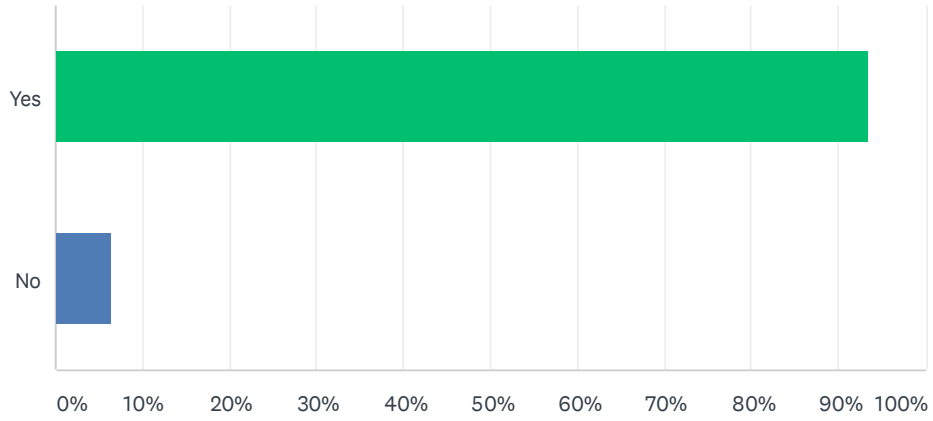
Answered: 70 Skipped: 74



ANSWER CHOICES	RESPONSES	
Names of contributors who gave money to candidates and how much they gave to candidates	82.86%	58
How candidates spent/expended their campaign funds	60.00%	42
Loans made to candidates and how much the loan was for	22.86%	16
Names of contributors who gave money to noncandidate committees including noncandidate committees making solely independent expenditures or Super PACs	47.14%	33
How much money was given to candidates from noncandidate committees	45.71%	32
How noncandidate committees and Super PACs spent/expended their money	28.57%	20
Total Respondents: 70		

### Q18 IF SO, I FOUND THE SEARCHABLE DATABASE HELPFUL: (choose one)

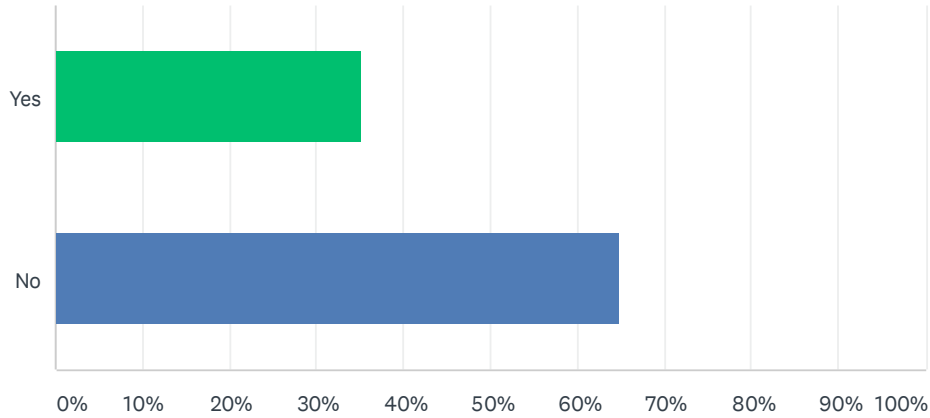
Answered: 76 Skipped: 68



ANSWER CHOICES	RESPONSES	
Yes	93.42%	71
No	6.58%	5
TOTAL		76

## Q19 I HAVE USED THE CANDIDATE OR NONCANDIDATE DATA VISUALIZATION APP ON THE COMMISSION'S WEBSITE TO VIEW A COMMITTEE'S DATA: (choose one)

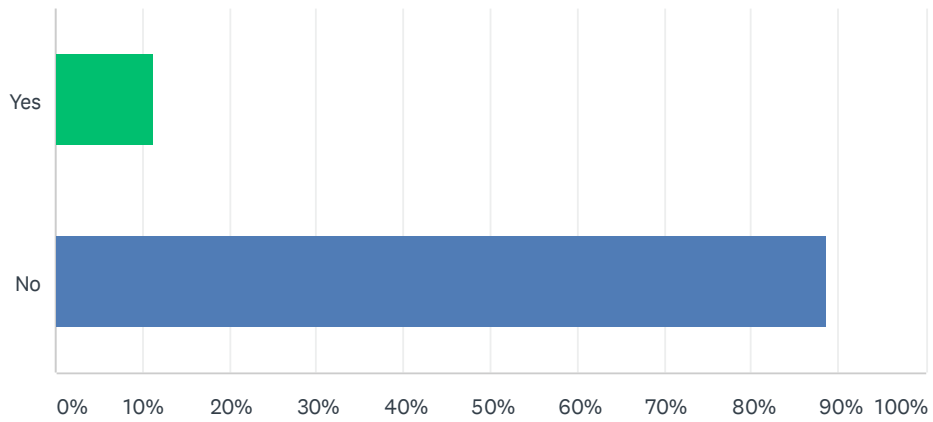
Answered: 125 Skipped: 19



ANSWER CHOICES	RESPONSES	
Yes	35.20%	44
No	64.80%	81
<b>TOTAL</b>		<b>125</b>

# Q20 THERE ARE OTHER AREAS I WOULD LIKE TO SEE ON THE COMMISSION'S WEBSITE:

Answered: 125 Skipped: 19



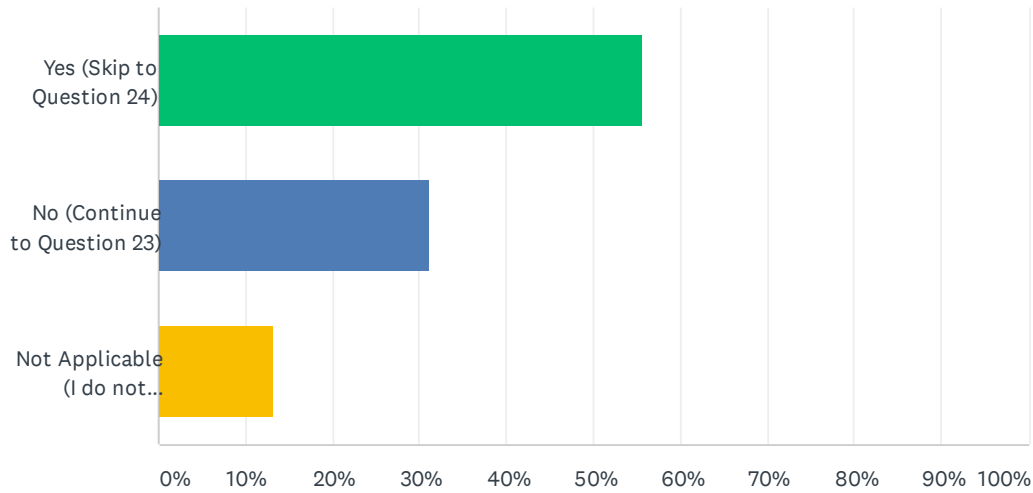
ANSWER CHOICES	RESPONSES	
Yes	11.20%	14
No	88.80%	111
TOTAL		125

**Q21 I HAVE FOUND THE FOLLOWING COMMISSION TRAINING(S)  
OR GUIDEBOOK(S) OR OTHER RESOURCES HELPFUL AND THIS IS  
WHY: (Field limited to 250 characters)**

Answered: 34 Skipped: 110

## Q22 AS A REGISTERED COMMITTEE WITH THE COMMISSION, WE HAVE ALWAYS FILED OUR DISCLOSURE REPORTS ON TIME: (choose one)

Answered: 122   Skipped: 22

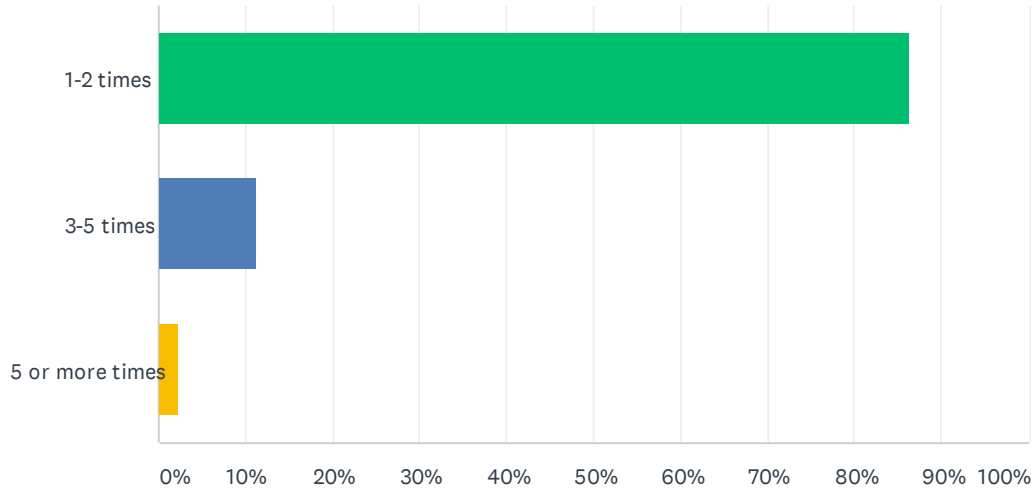


ANSWER CHOICES	RESPONSES	
Yes (Skip to Question 24)	55.74%	68
No (Continue to Question 23)	31.15%	38
Not Applicable (I do not belong to a Candidate or Noncandidate Committee)	13.11%	16
<b>TOTAL</b>		<b>122</b>



## Q23 IF NOT, MY COMMITTEE HAS FILED LATE DISCLOSURE REPORTS: (choose one)

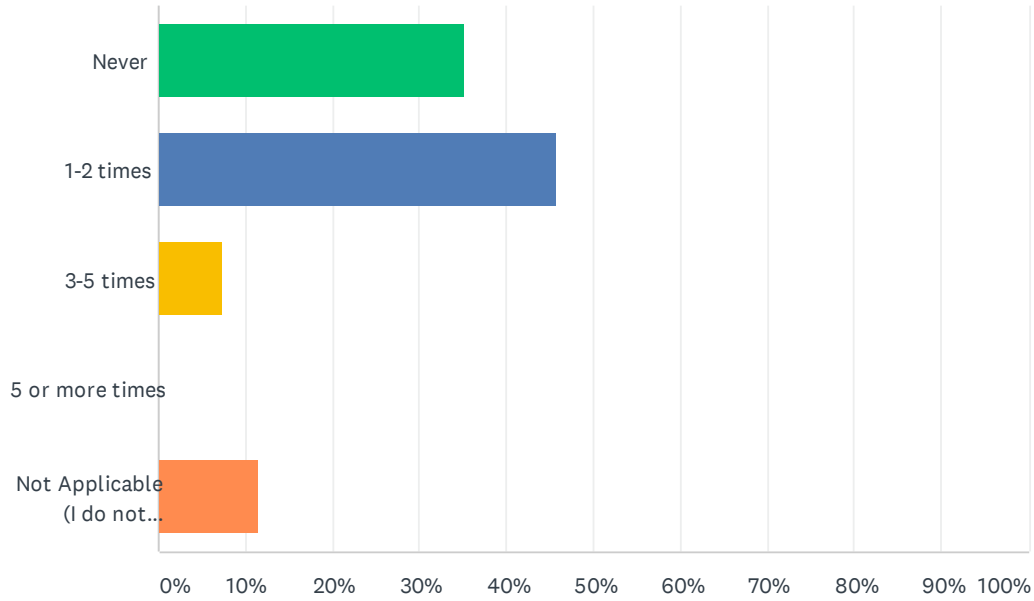
Answered: 44 Skipped: 100



ANSWER CHOICES	RESPONSES
1-2 times	86.36% 38
3-5 times	11.36% 5
5 or more times	2.27% 1
TOTAL	44

## Q24 MY COMMITTEE HAS BEEN FINED: (choose one)

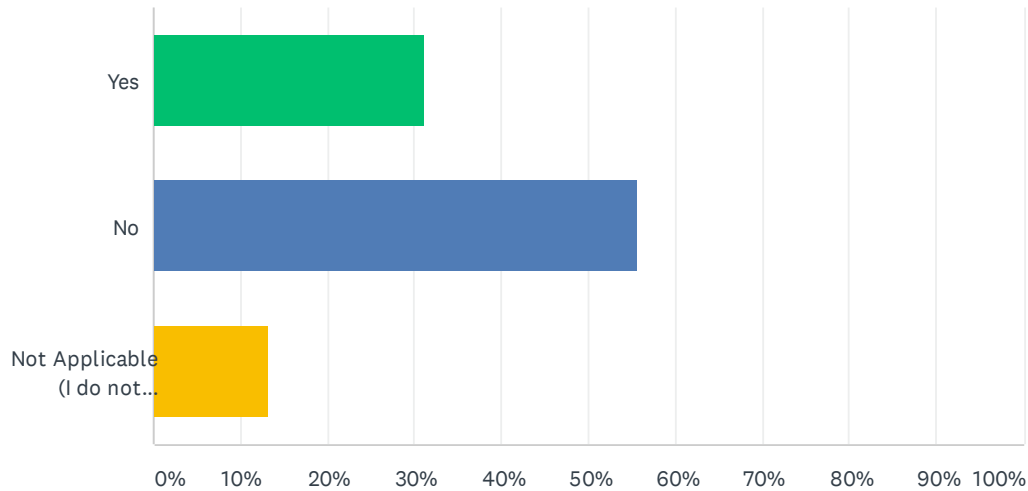
Answered: 122 Skipped: 22



ANSWER CHOICES	RESPONSES	
Never	35.25%	43
1-2 times	45.90%	56
3-5 times	7.38%	9
5 or more times	0.00%	0
Not Applicable (I do not belong to a Candidate or Noncandidate Committee)	11.48%	14
<b>TOTAL</b>		<b>122</b>

## Q25 AS A REGISTERED COMMITTEE WITH THE COMMISSION, WE HAVE ENTERED INTO A CONCILIATION AGREEMENT WITH THE COMMISSION: (choose one)

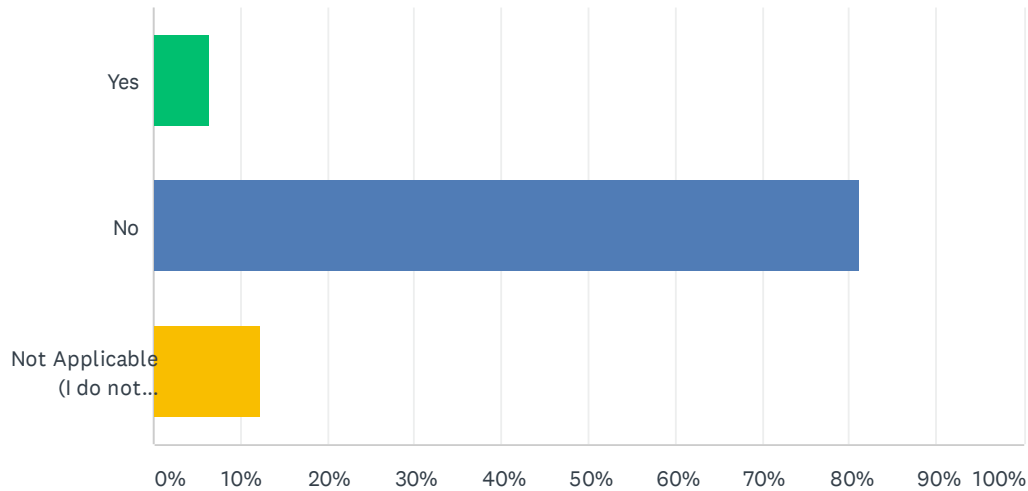
Answered: 122 Skipped: 22



ANSWER CHOICES	RESPONSES	
Yes	31.15%	38
No	55.74%	68
Not Applicable (I do not belong to a Candidate or Noncandidate Committee)	13.11%	16
<b>TOTAL</b>		<b>122</b>

## Q26 AS A REGISTERED COMMITTEE WITH THE COMMISSION, WE HAVE HAD AN ADMINISTRATIVE COMPLAINT BROUGHT BEFORE THE COMMISSION: (choose one)

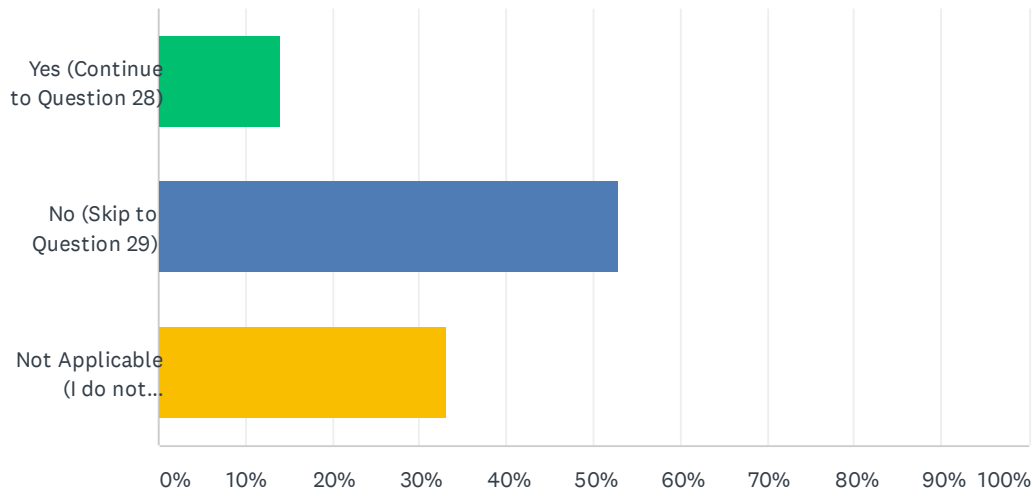
Answered: 122 Skipped: 22



ANSWER CHOICES	RESPONSES	
Yes	6.56%	8
No	81.15%	99
Not Applicable (I do not belong to a Candidate or Noncandidate Committee)	12.30%	15
<b>TOTAL</b>		<b>122</b>

## Q27 AS A CANDIDATE COMMITTEE, WE HAVE SOUGHT AND RECEIVED PUBLIC FUNDING: (choose one)

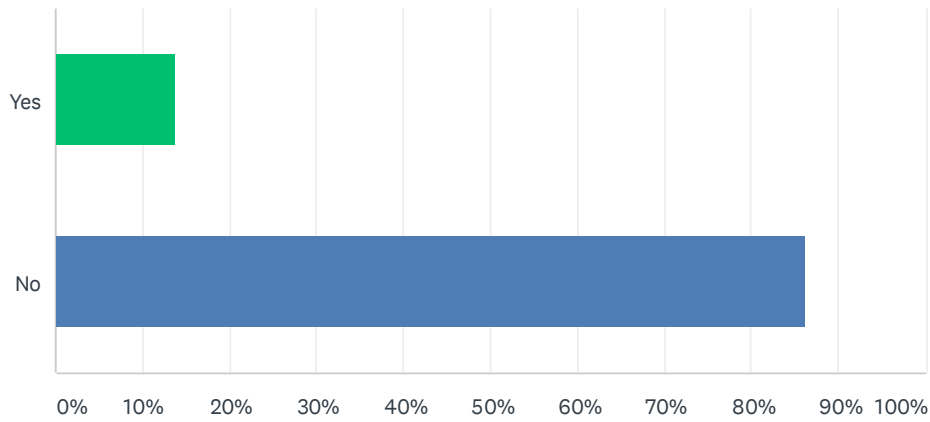
Answered: 121 Skipped: 23



ANSWER CHOICES	RESPONSES	
Yes (Continue to Question 28)	14.05%	17
No (Skip to Question 29)	52.89%	64
Not Applicable (I do not belong to a Candidate Committee)	33.06%	40
<b>TOTAL</b>		<b>121</b>

## Q28 IF SO, MY CANDIDATE COMMITTEE RECEIVED THE MAXIMUM AMOUNT PERMITTED FOR THAT OFFICE: (choose one)

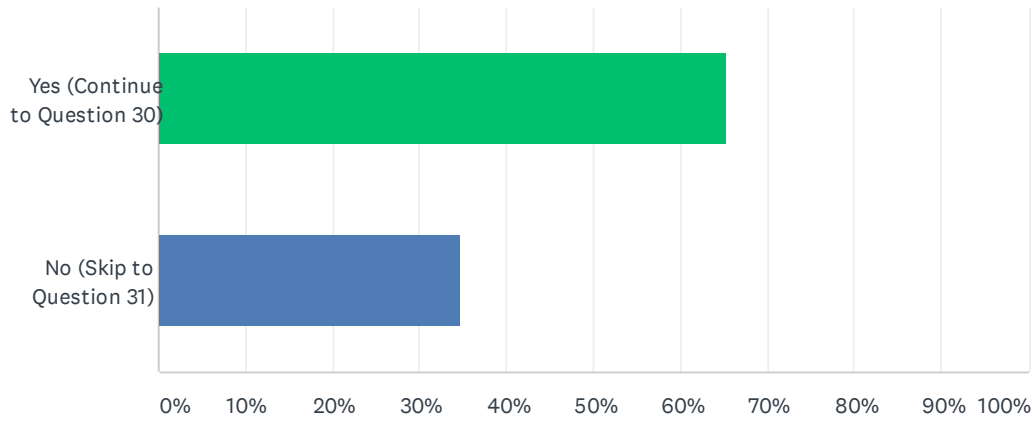
Answered: 29 Skipped: 115



ANSWER CHOICES	RESPONSES	
Yes	13.79%	4
No	86.21%	25
TOTAL		29

## Q29 I AM A SUPPORTER OF PUBLIC FUNDING: (choose one)

Answered: 121 Skipped: 23



ANSWER CHOICES	RESPONSES	
Yes (Continue to Question 30)	65.29%	79
No (Skip to Question 31)	34.71%	42
TOTAL		121

### Q30 IF SO, WHY: (Field limited to 100 characters)

Answered: 48 Skipped: 96

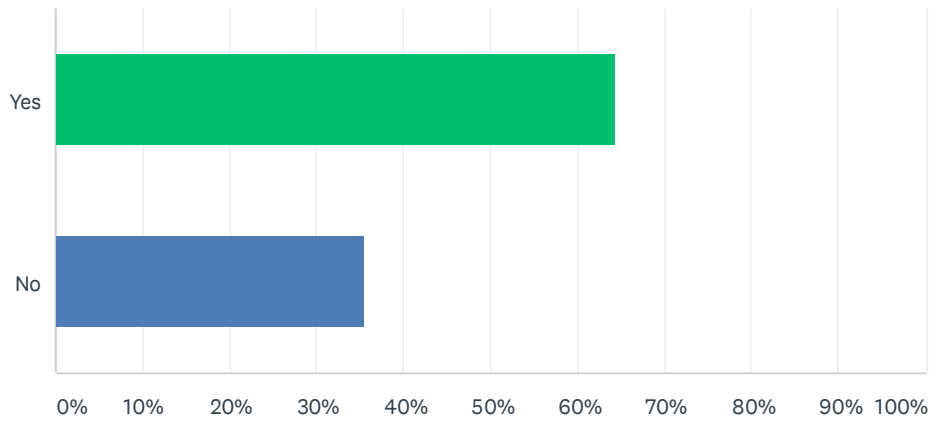


### Q31 IF NOT, WHY: (Field limited to 100 characters)

Answered: 21 Skipped: 123

### Q32 I WOULD SUPPORT AN APPROPRIATION OF GENERAL FUNDS TO SEE PUBLIC FUNDING PROGRAMS CONTINUE: (choose one)

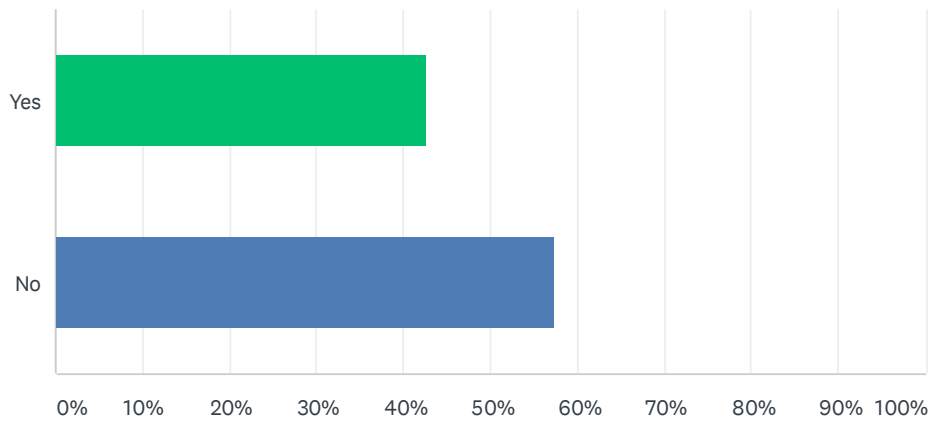
Answered: 121 Skipped: 23



ANSWER CHOICES	RESPONSES	
Yes	64.46%	78
No	35.54%	43
TOTAL		121

**Q33 I HAVE BEEN CHECKING OFF THE \$3 "YES" CHECKBOX ON MY STATE INCOME TAX FORM WHICH PERMITS \$3 FROM STATE GENERAL FUNDS (OR \$6 IF MARRIED AND FILING A JOINT RETURN) TO BE ALLOCATED TO THE HAWAII ELECTION CAMPAIGN FUND FOR THE PUBLIC FUNDING PROGRAM: (choose one)**

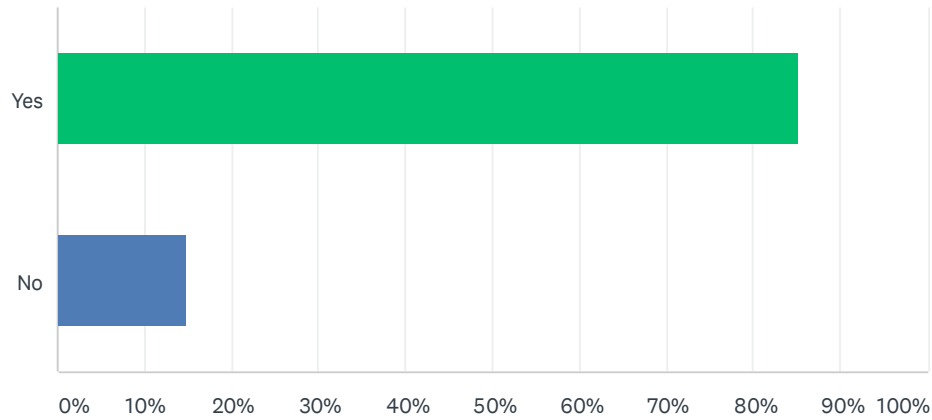
Answered: 115 Skipped: 29



ANSWER CHOICES	RESPONSES	
Yes	42.61%	49
No	57.39%	66
TOTAL		115

### Q34 I KNOW THAT CHECKING THE \$3 CHECK-OFF DOES NOT INCREASE MY TAX LIABILITY OR DECREASE MY REFUND: (choose one)

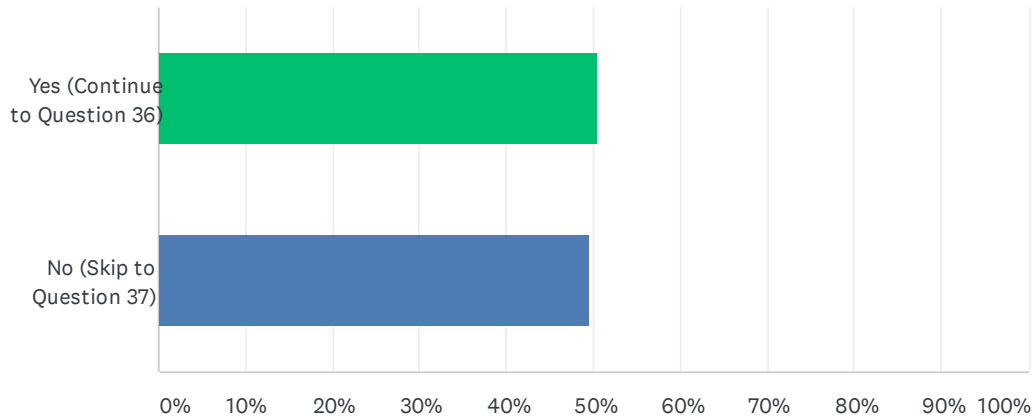
Answered: 115 Skipped: 29



ANSWER CHOICES	RESPONSES
Yes	85.22% 98
No	14.78% 17
TOTAL	115

### Q35 I AM CONCERNED ABOUT NONCANDIDATE COMMITTEES MAKING SOLELY INDEPENDENT EXPENDITURES (i.e., “Super PACS”): (choose one)

Answered: 115 Skipped: 29



ANSWER CHOICES	RESPONSES	
Yes (Continue to Question 36)	50.43%	58
No (Skip to Question 37)	49.57%	57
TOTAL		115

### Q36 IF SO, WHY: (Field limited to 100 characters)

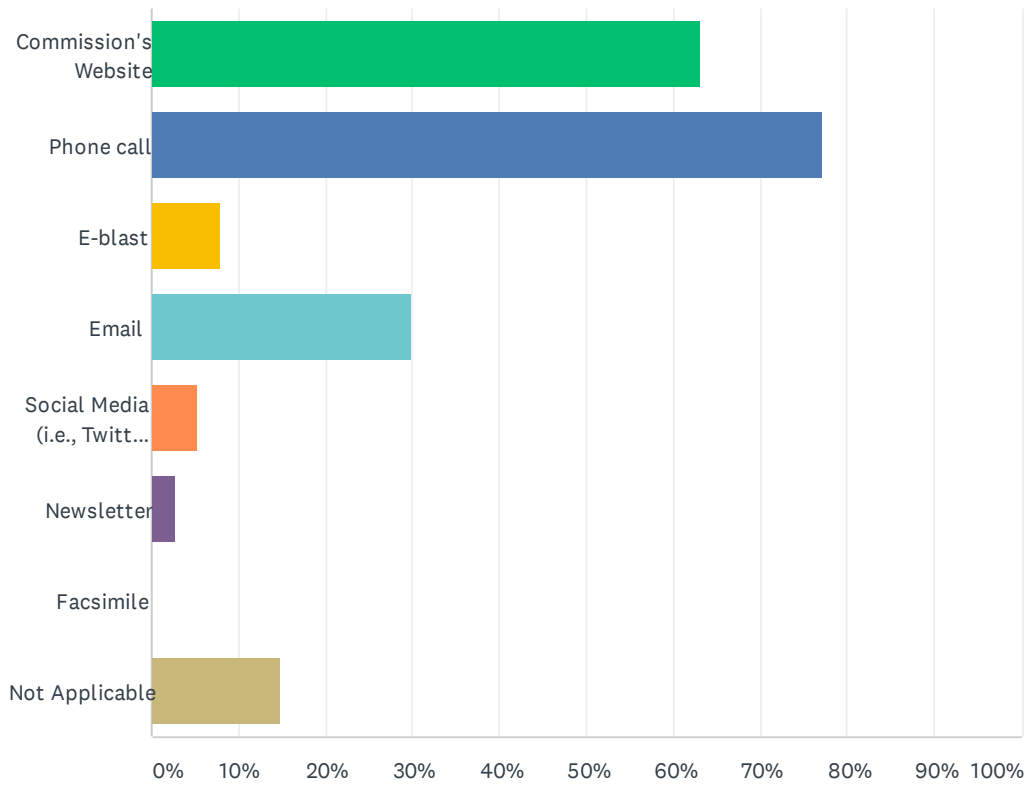
Answered: 40 Skipped: 104

### Q37 IF NOT, WHY: (Field limited to 100 characters)

Answered: 27 Skipped: 117

### Q38 I WAS ABLE TO OBTAIN ANSWERS AND ASSISTANCE TO MY QUESTIONS BY WAY OF: (choose all that apply)

Answered: 114 Skipped: 30

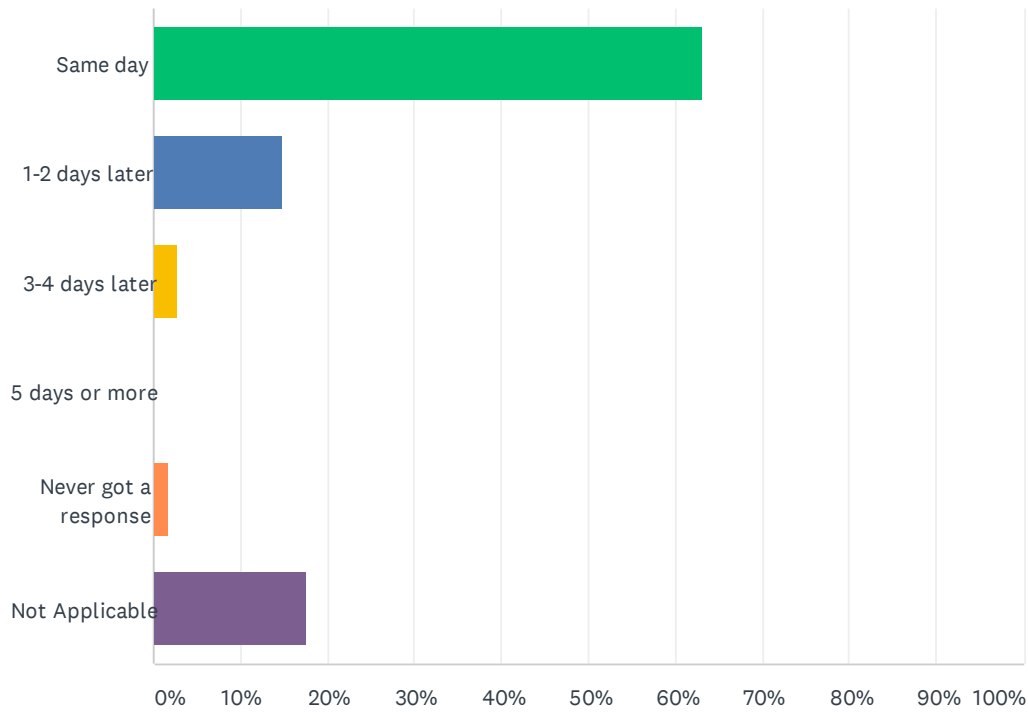


ANSWER CHOICES	RESPONSES	
Commission's Website	63.16%	72
Phone call	77.19%	88
E-blast	7.89%	9
Email	29.82%	34
Social Media (i.e., Twitter and/or Facebook)	5.26%	6
Newsletter	2.63%	3
Facsimile	0.00%	0
Not Applicable	14.91%	17
Total Respondents: 114		



### Q39 I WAS ABLE TO OBTAIN AN ANSWER AND ASSISTANCE TO MY QUESTIONS FROM THE COMMISSION (choose one):

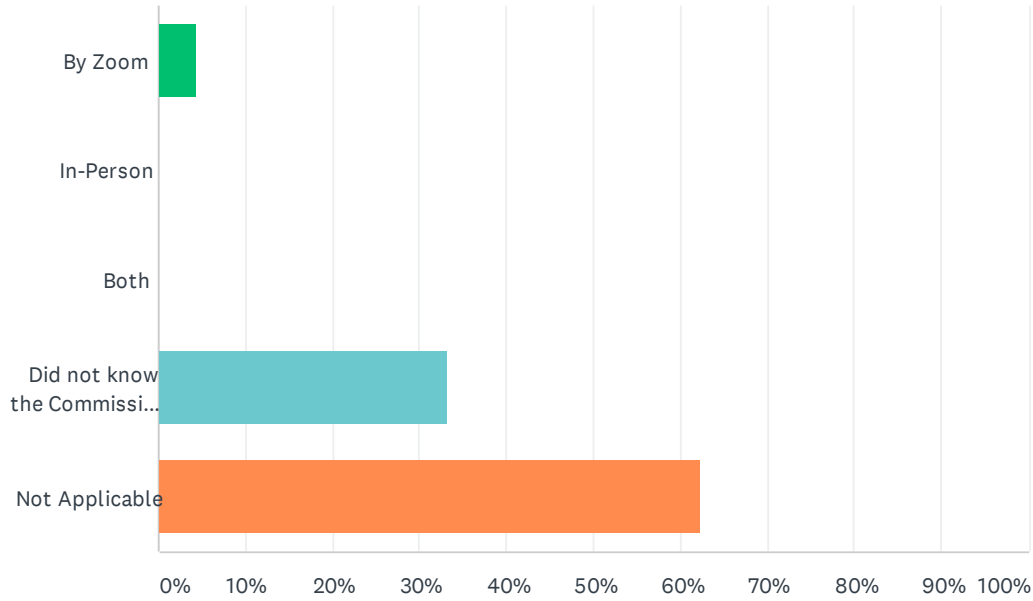
Answered: 114 Skipped: 30



ANSWER CHOICES	RESPONSES	
Same day	63.16%	72
1-2 days later	14.91%	17
3-4 days later	2.63%	3
5 days or more	0.00%	0
Never got a response	1.75%	2
Not Applicable	17.54%	20
<b>TOTAL</b>		<b>114</b>

## Q40 DURING THIS TIME, I HAVE ATTENDED A MONTHLY COMMISSION PUBLIC OR SUNSHINE MEETING (choose one):

Answered: 114 Skipped: 30



ANSWER CHOICES	RESPONSES	
By Zoom	4.39%	5
In-Person	0.00%	0
Both	0.00%	0
Did not know the Commission was meeting regularly	33.33%	38
Not Applicable	62.28%	71
<b>TOTAL</b>		<b>114</b>

**Q41 IF YOU HAVE BEEN INCONVENIENCED IN ANY WAY DUE TO THE PHYSICAL CLOSURE OF THE COMMISSION'S OFFICE, PLEASE EXPLAIN: (Field limited to 250 characters)**

Answered: 19 Skipped: 125

**Q42 PLEASE FEEL FREE TO PROVIDE ANY OTHER COMMENTS CONCERNING THE CAMPAIGN SPENDING COMMISSION: (Field limited to 500 characters)**

Answered: 25 Skipped: 119