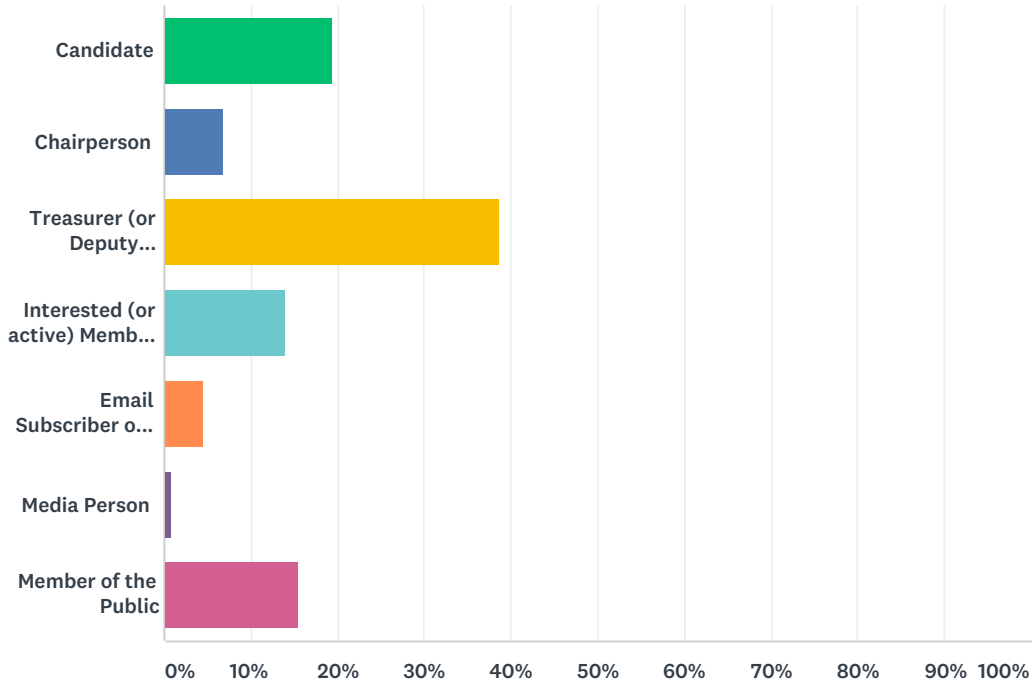


# Q1 SELECT THE BEST DESCRIPTION OF YOUR RELATIONSHIP WITH THE COMMISSION BY ANSWERING THIS QUESTION: "I AM A..." (choose one)

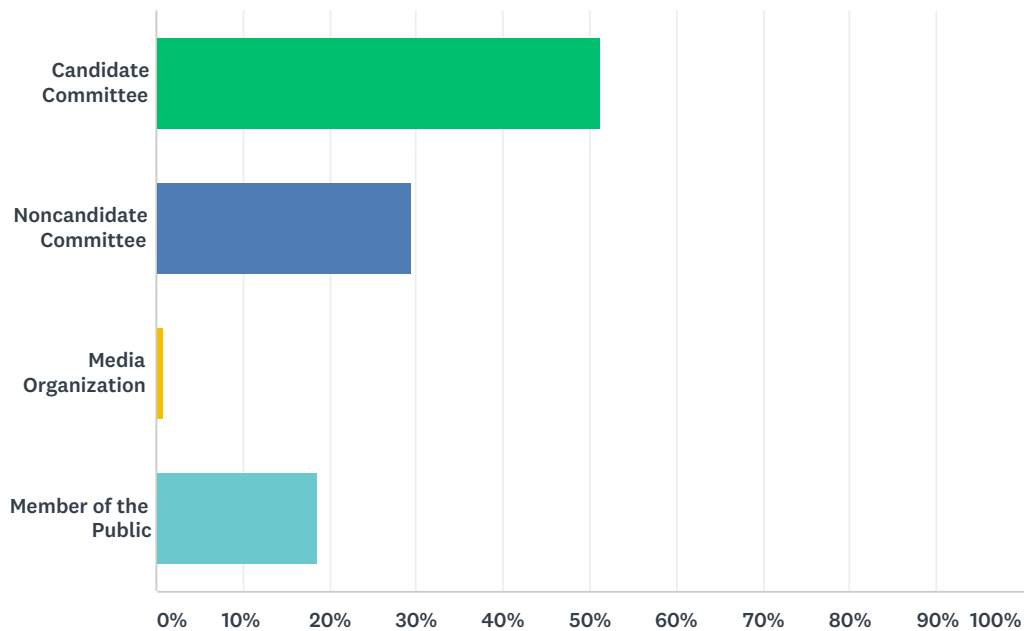
Answered: 129 Skipped: 0



ANSWER CHOICES	RESPONSES	
Candidate	19.38%	25
Chairperson	6.98%	9
Treasurer (or Deputy Treasurer)	38.76%	50
Interested (or active) Member of a Candidate or Noncandidate Committee but not listed on the Organizational Report	13.95%	18
Email Subscriber or Follower on Social Media	4.65%	6
Media Person	0.78%	1
Member of the Public	15.50%	20
<b>TOTAL</b>		<b>129</b>

## Q2 I BELONG TO A: (choose one)

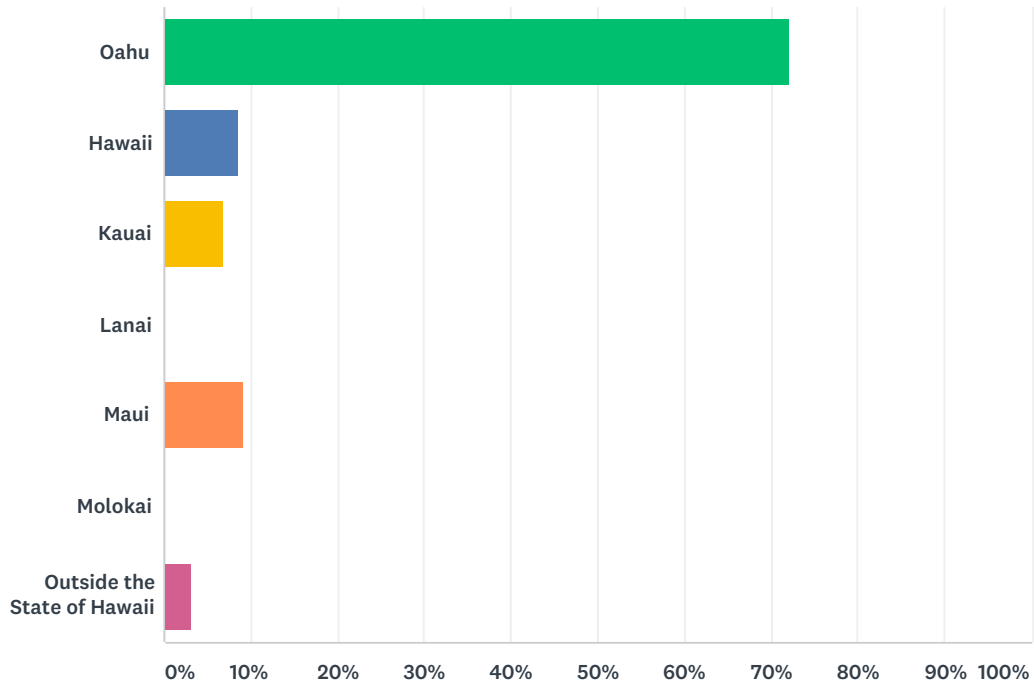
Answered: 129 Skipped: 0



ANSWER CHOICES	RESPONSES	
Candidate Committee	51.16%	66
Noncandidate Committee	29.46%	38
Media Organization	0.78%	1
Member of the Public	18.60%	24
TOTAL		129

### Q3 I AM FROM OR MY COMMITTEE/CORPORATION IS FROM (I.E., ADDRESS): (choose one)

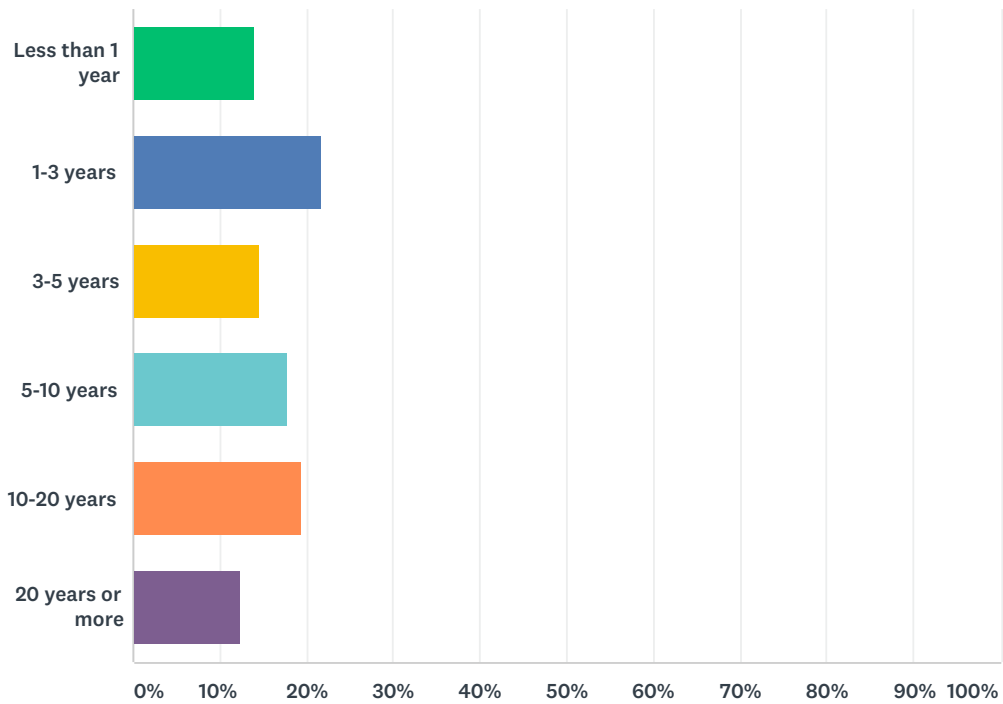
Answered: 129 Skipped: 0



ANSWER CHOICES	RESPONSES	
Oahu	72.09%	93
Hawaii	8.53%	11
Kauai	6.98%	9
Lanai	0.00%	0
Maui	9.30%	12
Molokai	0.00%	0
Outside the State of Hawaii	3.10%	4
<b>TOTAL</b>		<b>129</b>

## Q4 I HAVE HAD A RELATIONSHIP WITH THE COMMISSION FOR: (choose one)

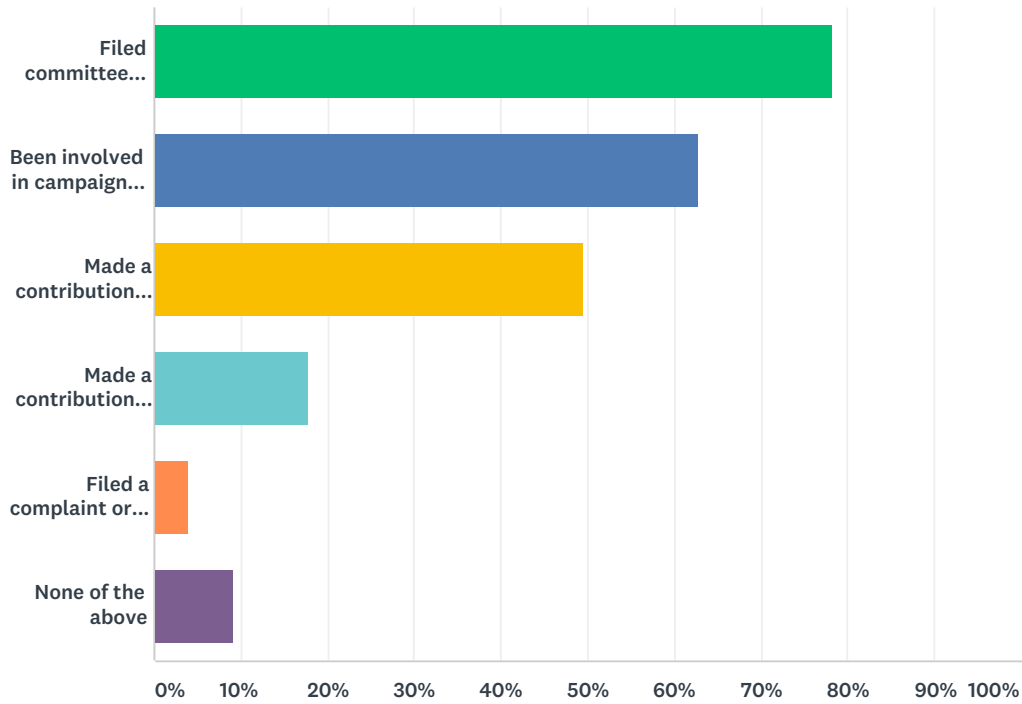
Answered: 129 Skipped: 0



ANSWER CHOICES	RESPONSES	
Less than 1 year	13.95%	18
1-3 years	21.71%	28
3-5 years	14.73%	19
5-10 years	17.83%	23
10-20 years	19.38%	25
20 years or more	12.40%	16
<b>TOTAL</b>		<b>129</b>

### Q5 I HAVE DONE THE FOLLOWING: (choose all that apply)

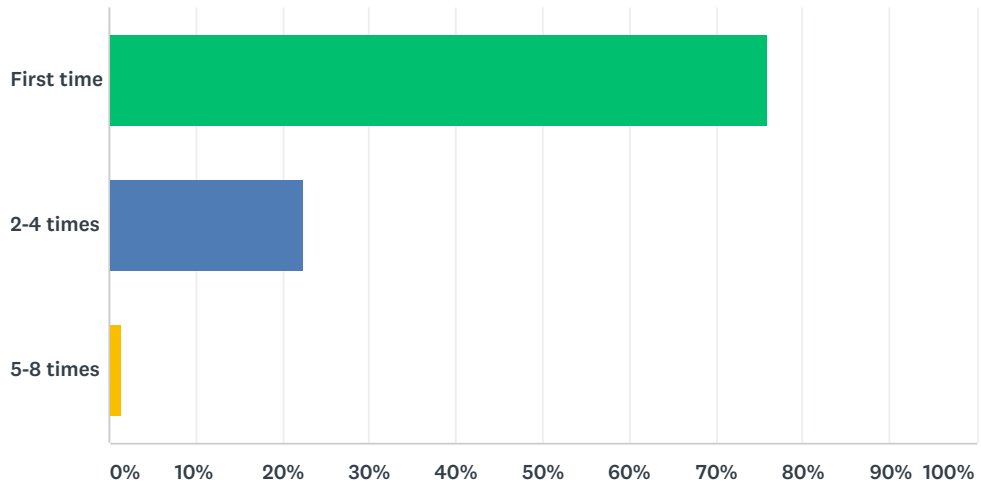
Answered: 129 Skipped: 0



ANSWER CHOICES	RESPONSES	
Filed committee campaign spending reports electronically	78.29%	101
Been involved in campaign activities (i.e., sign-waving, door-to-door, phone bank, fundraising, etc.)	62.79%	81
Made a contribution or loan to a candidate(s)	49.61%	64
Made a contribution to a noncandidate committee(s)	17.83%	23
Filed a complaint or requested that the Commission investigate a campaign finance violation	3.88%	5
None of the above	9.30%	12
Total Respondents: 129		

### Q6 I HAVE TAKEN AND SUBMITTED THIS SURVEY: (choose one)

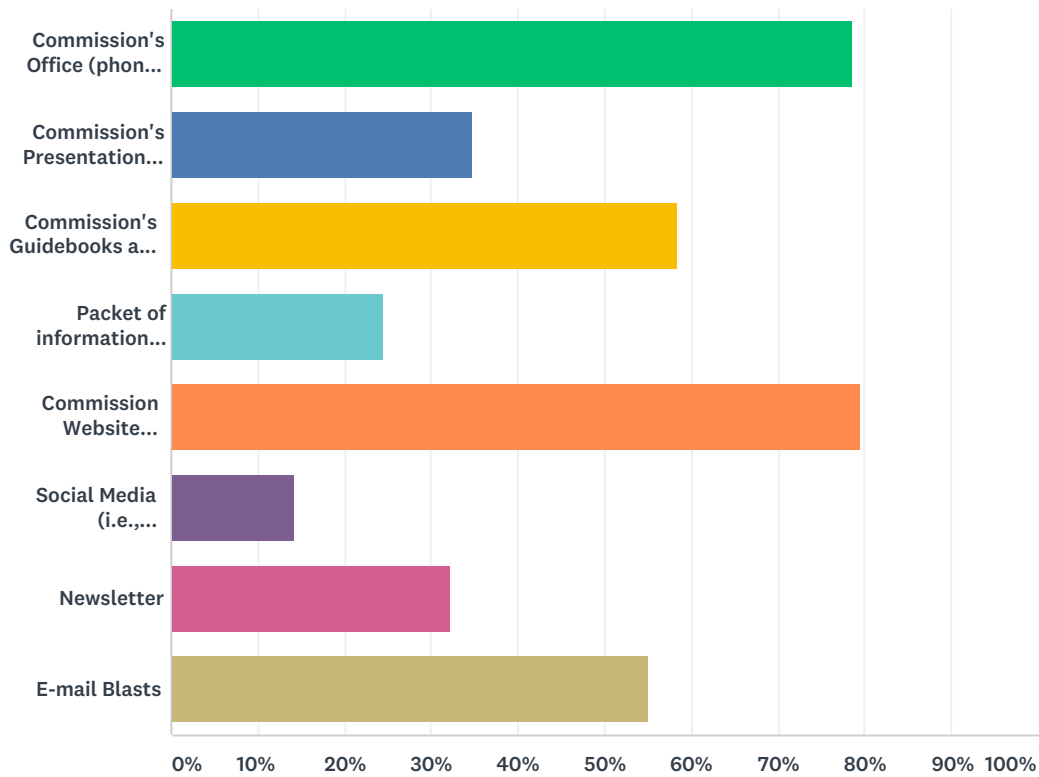
Answered: 129 Skipped: 0



ANSWER CHOICES	RESPONSES	
First time	75.97%	98
2-4 times	22.48%	29
5-8 times	1.55%	2
TOTAL		129

## Q7 I HAVE OBTAINED INFORMATION FROM THE COMMISSION FROM THE FOLLOWING SOURCES: (choose all that apply)

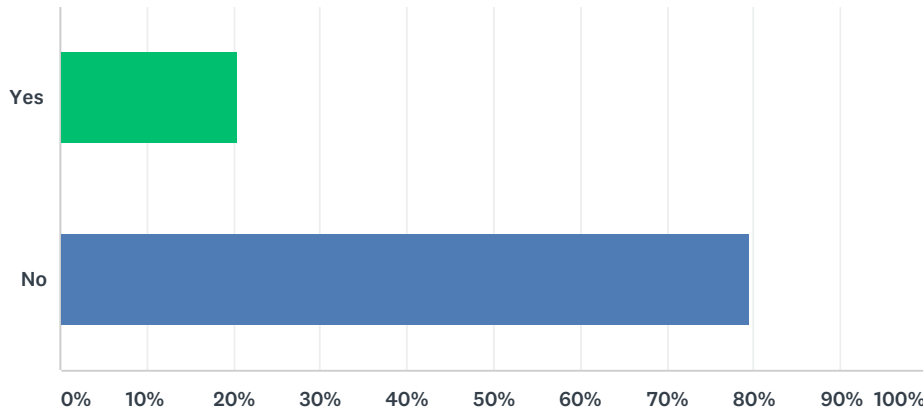
Answered: 127 Skipped: 2



ANSWER CHOICES	RESPONSES
Commission's Office (phone calls or drop-in visits)	78.74% 100
Commission's Presentations or Training Classes (including cyber learning videos)	34.65% 44
Commission's Guidebooks and Manuals	58.27% 74
Packet of information received upon filing as a candidate with the Office of Elections or County Clerk's Office	24.41% 31
Commission Website (www.hawaii.gov/campaign)	79.53% 101
Social Media (i.e., Facebook, Twitter)	14.17% 18
Newsletter	32.28% 41
E-mail Blasts	55.12% 70
Total Respondents: 127	

### Q8 I FOLLOW THE COMMISSION ON SOCIAL MEDIA (I.E., FACEBOOK AND/OR TWITTER): (choose one)

Answered: 127 Skipped: 2

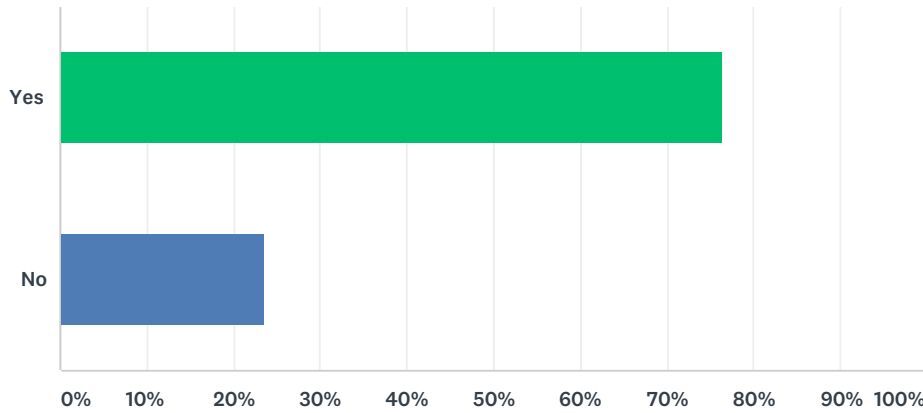


ANSWER CHOICES	RESPONSES	
Yes	20.47%	26
No	79.53%	101
TOTAL		127



### Q9 I SIGNED UP TO AND CURRENTLY RECEIVE EMAIL BLASTS FROM THE COMMISSION: (choose one)

Answered: 127 Skipped: 2



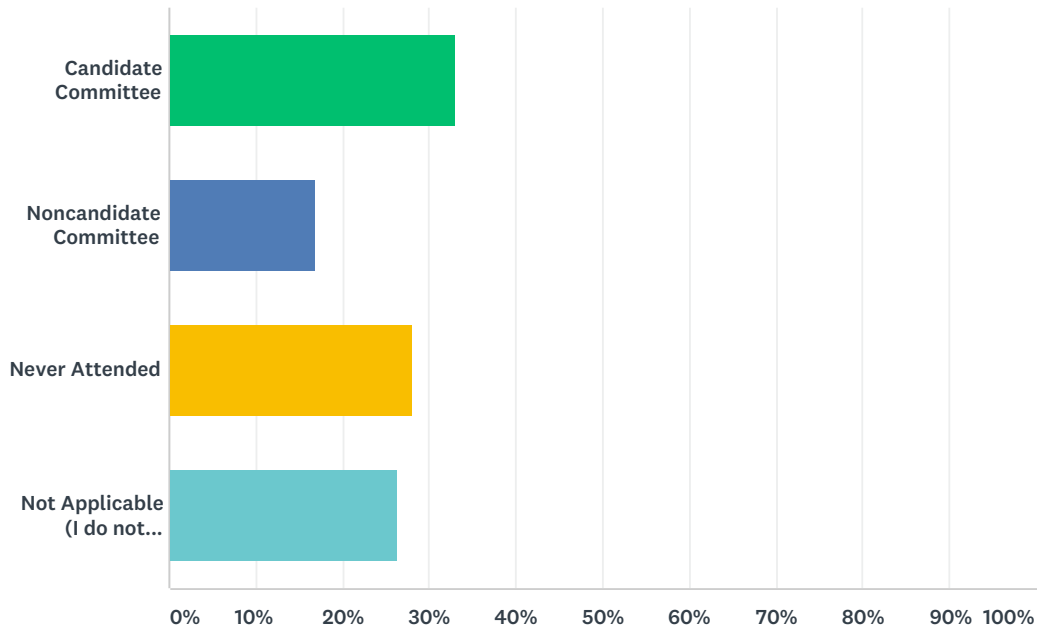
ANSWER CHOICES	RESPONSES	
Yes	76.38%	97
No	23.62%	30
TOTAL		127

**Q10 MY SUGGESTIONS ON HOW THE COMMISSION CAN BETTER  
ENGAGE OR COMMUNICATE WITH ME: (Field limited to 250  
characters)**

Answered: 40 Skipped: 89

### Q11 I HAVE ATTENDED THE FOLLOWING IN-PERSON TRAINING SESSIONS SPONSORED BY THE COMMISSION: (choose all that apply)

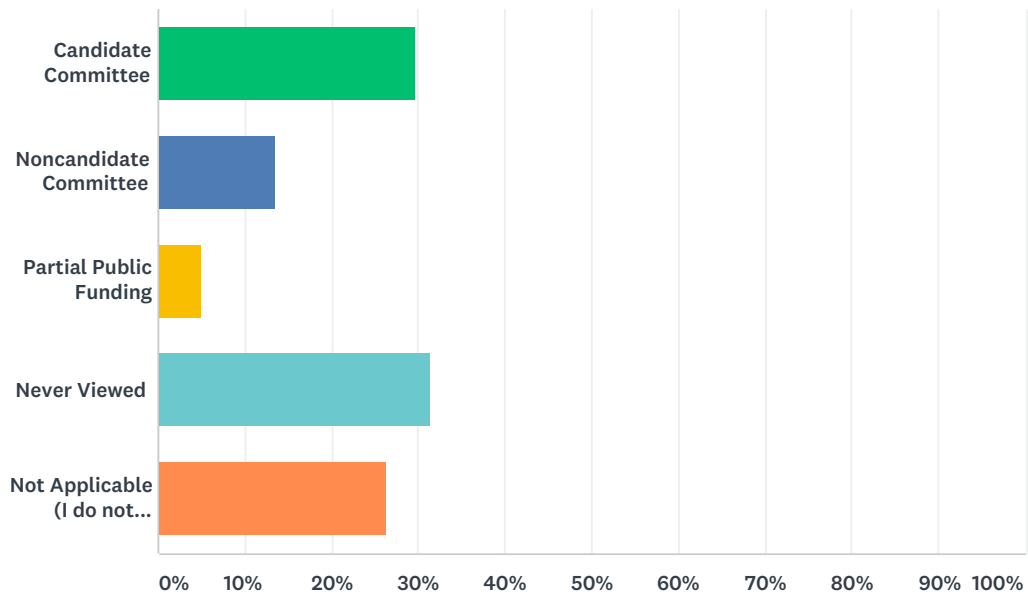
Answered: 118 Skipped: 11



ANSWER CHOICES	RESPONSES	
Candidate Committee	33.05%	39
Noncandidate Committee	16.95%	20
Never Attended	27.97%	33
Not Applicable (I do not belong to a Candidate or Noncandidate Committee)	26.27%	31
Total Respondents: 118		

## Q12 I HAVE VIEWED THE FOLLOWING CYBER LEARNING VIDEOS ON THE COMMISSION'S WEBSITE: (choose all that apply)

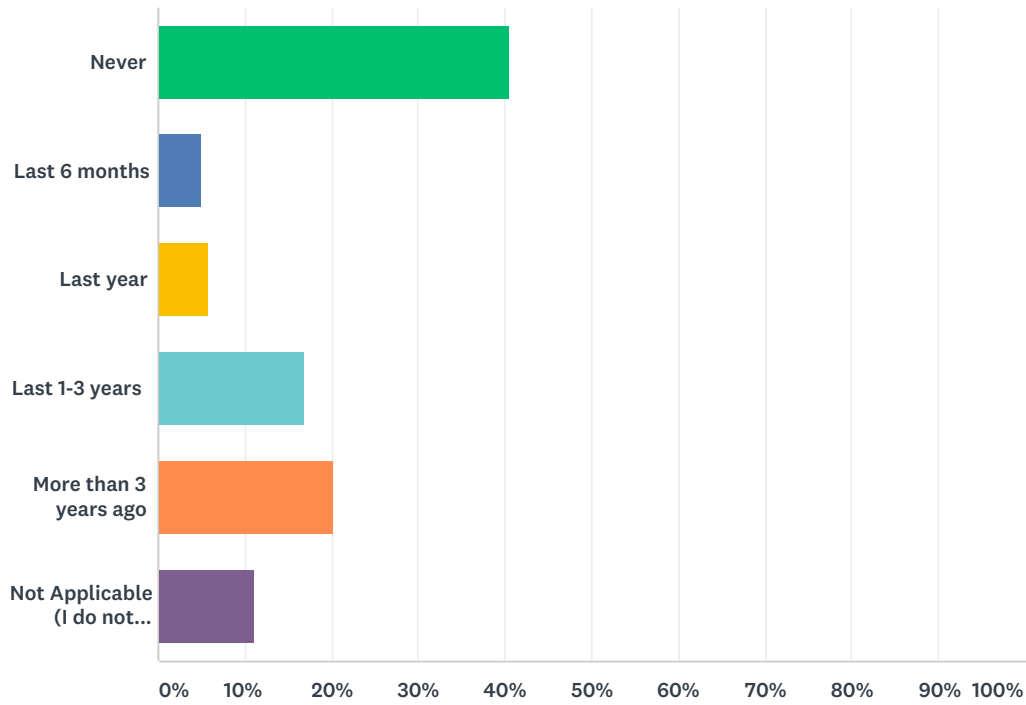
Answered: 118 Skipped: 11



ANSWER CHOICES	RESPONSES	
Candidate Committee	29.66%	35
Noncandidate Committee	13.56%	16
Partial Public Funding	5.08%	6
Never Viewed	31.36%	37
Not Applicable (I do not belong to a Candidate or Noncandidate Committee)	26.27%	31
Total Respondents: 118		

# Q13 I LAST ATTENDED IN-PERSON TRAINING SESSIONS OR VIEWED THE COMMISSION'S CYBER LEARNING VIDEOS: (choose one)

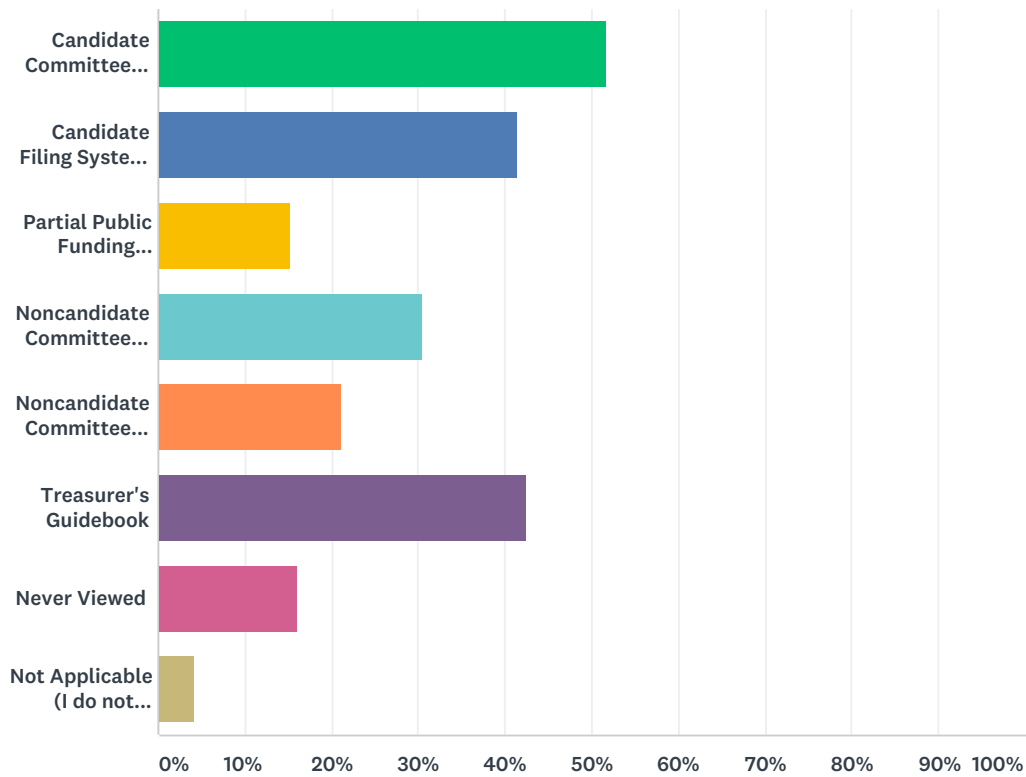
Answered: 118 Skipped: 11



ANSWER CHOICES	RESPONSES	
Never	40.68%	48
Last 6 months	5.08%	6
Last year	5.93%	7
Last 1-3 years	16.95%	20
More than 3 years ago	20.34%	24
Not Applicable (I do not belong to a Candidate or Noncandidate Committee)	11.02%	13
<b>TOTAL</b>		<b>118</b>

# Q14 I HAVE VIEWED THE FOLLOWING GUIDEBOOKS AND/OR MANUALS ON THE COMMISSION'S WEBSITE: (choose all that apply)

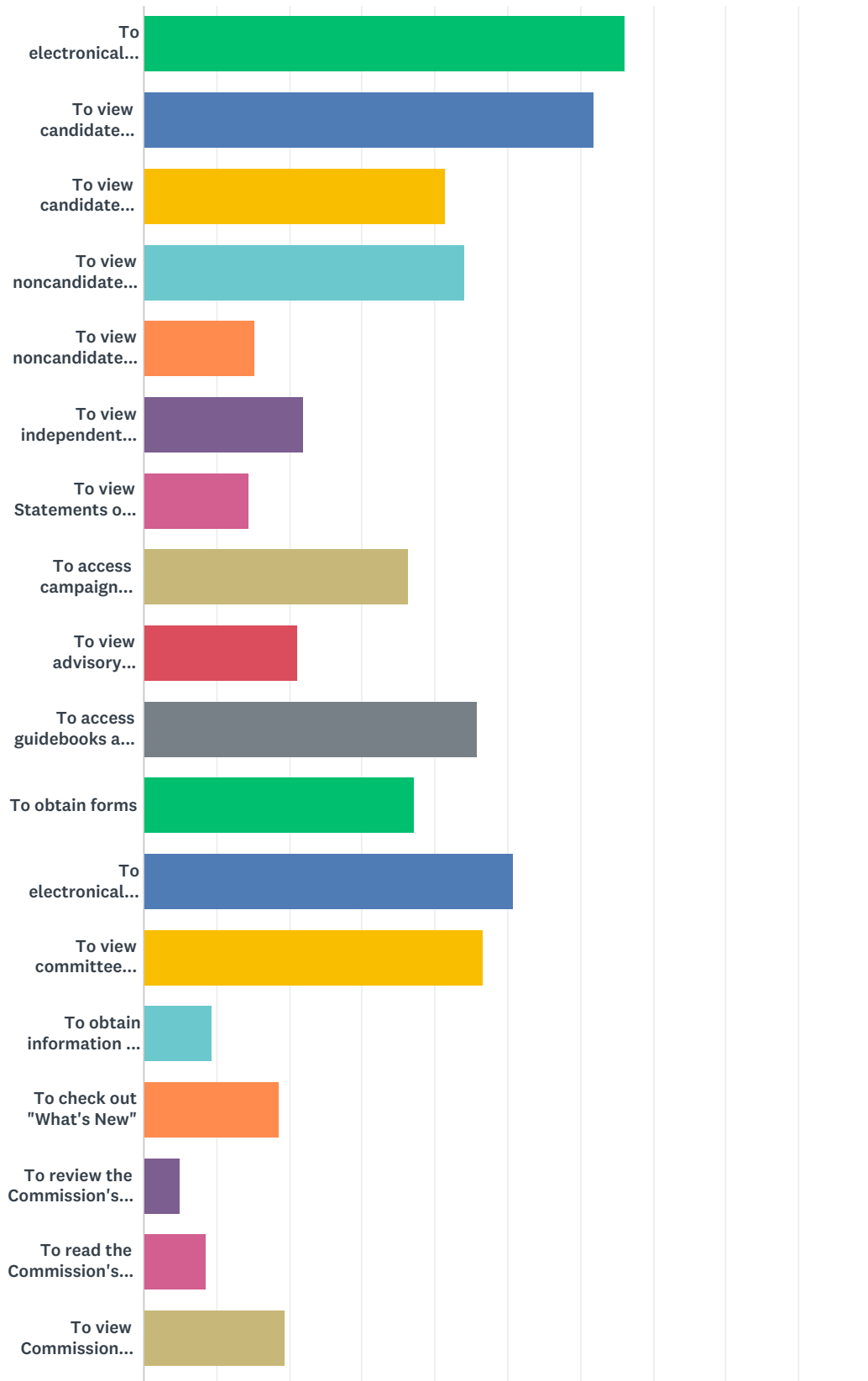
Answered: 118 Skipped: 11

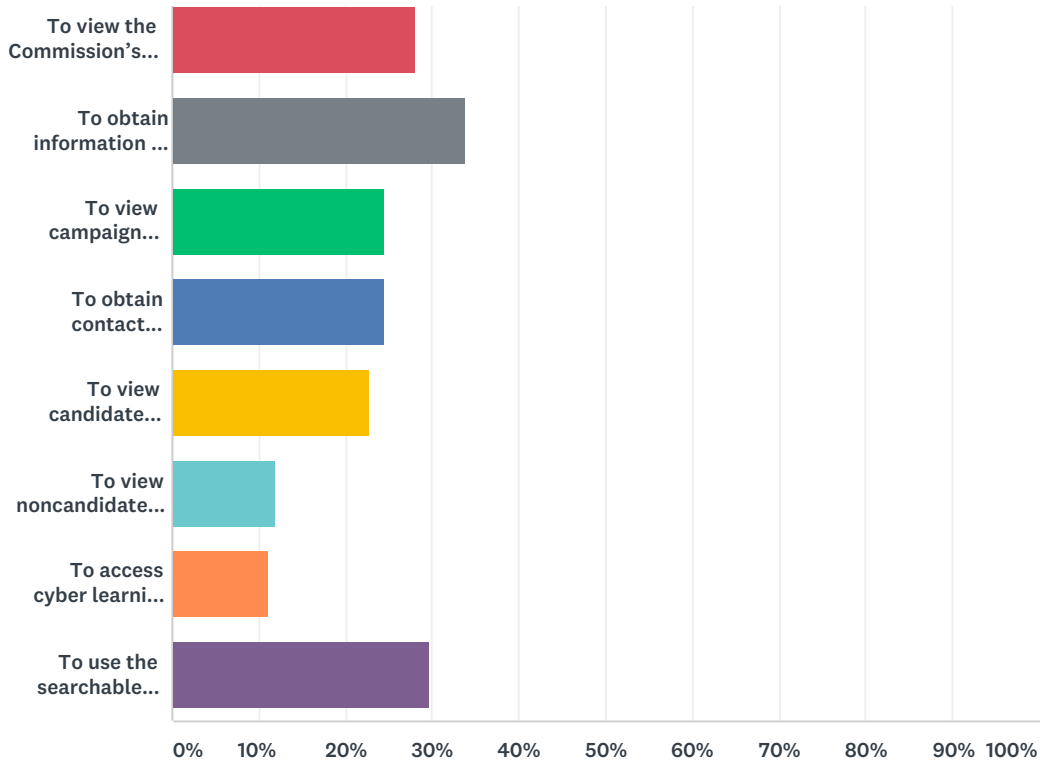


ANSWER CHOICES	RESPONSES	
Candidate Committee Guidebook	51.69%	61
Candidate Filing System Manual	41.53%	49
Partial Public Funding Guidebook	15.25%	18
Noncandidate Committee Guidebook	30.51%	36
Noncandidate Committee Filing System Manual	21.19%	25
Treasurer's Guidebook	42.37%	50
Never Viewed	16.10%	19
Not Applicable (I do not belong to a Candidate or Noncandidate Committee)	4.24%	5
Total Respondents: 118		

# Q15 I HAVE VISITED THE COMMISSION'S WEBSITE FOR THE FOLLOWING REASONS IN FISCAL YEAR 2019: (choose all that apply)

Answered: 118 Skipped: 11





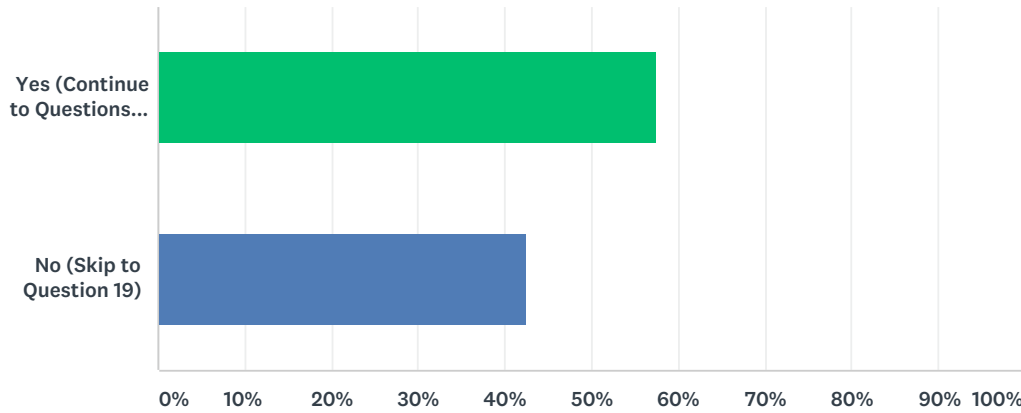
ANSWER CHOICES	RESPONSES	
To electronically file disclosure reports	66.10%	78
To view candidate committee reports	61.86%	73
To view candidate fundraiser notices	41.53%	49
To view noncandidate committee reports	44.07%	52
To view noncandidate committee fundraiser notices	15.25%	18
To view independent expenditure committee (Super PAC) information	22.03%	26
To view Statements of Electioneering Communications	14.41%	17
To access campaign finance laws and rules	36.44%	43
To view advisory opinions	21.19%	25
To access guidebooks and manuals	45.76%	54
To obtain forms	37.29%	44
To electronically file forms	50.85%	60
To view committee reporting schedules	46.61%	55
To obtain information on public funding programs	9.32%	11
To check out "What's New"	18.64%	22
To review the Commission's Strategic Plan	5.08%	6
To read the Commission's Annual Reports	8.47%	10
To view Commission meeting agendas and/or minutes	19.49%	23



To view the Commission's newsletters	27.97%	33
To obtain information on contribution limits	33.90%	40
To view campaign finance statistics from past elections	24.58%	29
To obtain contact information for the Commission	24.58%	29
To view candidate committees that have failed to file or correct reports	22.88%	27
To view noncandidate committees that have failed to file or correct reports	11.86%	14
To access cyber learning videos	11.02%	13
To use the searchable database	29.66%	35
Total Respondents: 118		

### Q16 I HAVE USED THE COMMISSION'S SEARCHABLE DATABASE FUNCTION ON THE COMMISSION'S WEBSITE: (choose one)

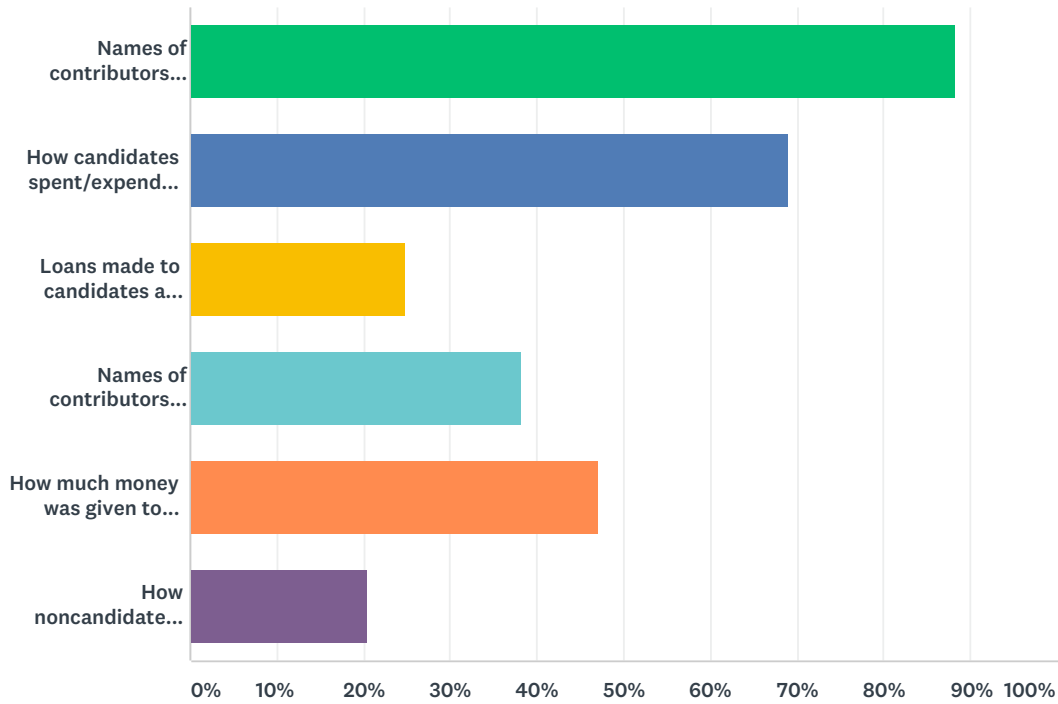
Answered: 118 Skipped: 11



ANSWER CHOICES	RESPONSES	
Yes (Continue to Questions 17 and 18)	57.63%	68
No (Skip to Question 19)	42.37%	50
TOTAL		118

### Q17 IF SO, I USED IT TO SEARCH FOR: (choose all that apply)

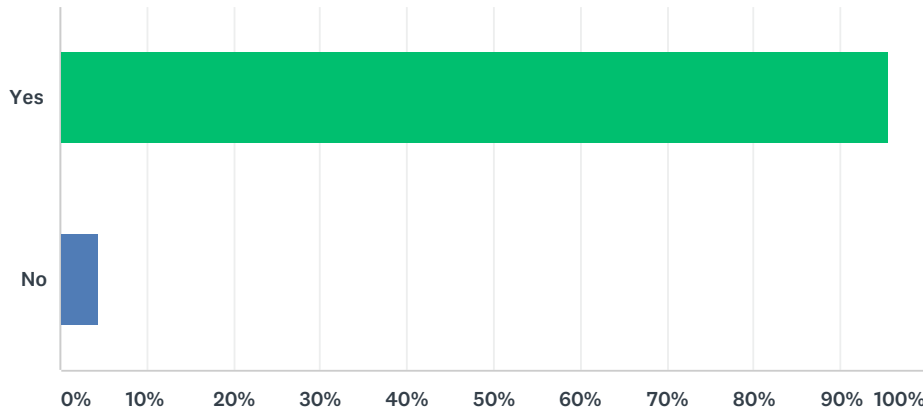
Answered: 68 Skipped: 61



ANSWER CHOICES	RESPONSES	
Names of contributors who gave money to candidates and how much they gave to candidates	88.24%	60
How candidates spent/expended their campaign funds	69.12%	47
Loans made to candidates and how much the loan was for	25.00%	17
Names of contributors who gave money to noncandidate committees including noncandidate committees making solely independent expenditures or Super PACs	38.24%	26
How much money was given to candidates from noncandidate committees	47.06%	32
How noncandidate committees and Super PACs spent/expended their money	20.59%	14
Total Respondents: 68		

### Q18 IF SO, I FOUND THE SEARCHABLE DATABASE HELPFUL: (choose one)

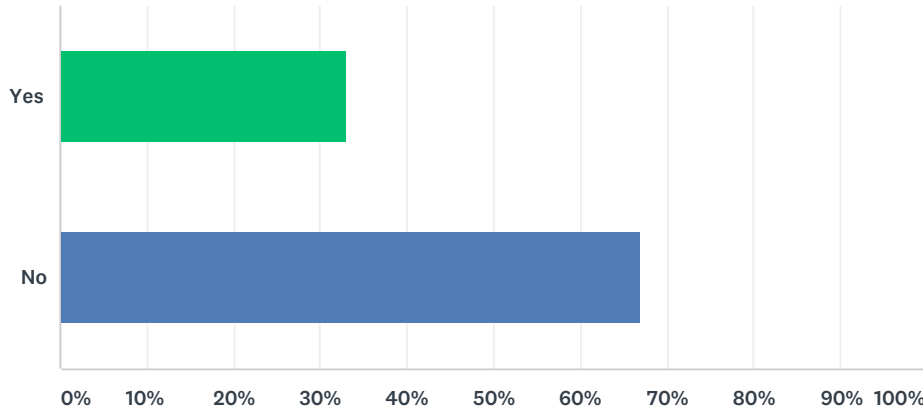
Answered: 67 Skipped: 62



ANSWER CHOICES	RESPONSES	
Yes	95.52%	64
No	4.48%	3
TOTAL		67

# Q19 I HAVE USED THE CANDIDATE OR NONCANDIDATE DATA VISUALIZATION APP ON THE COMMISSION'S WEBSITE TO VIEW A COMMITTEE'S DATA: (choose one)

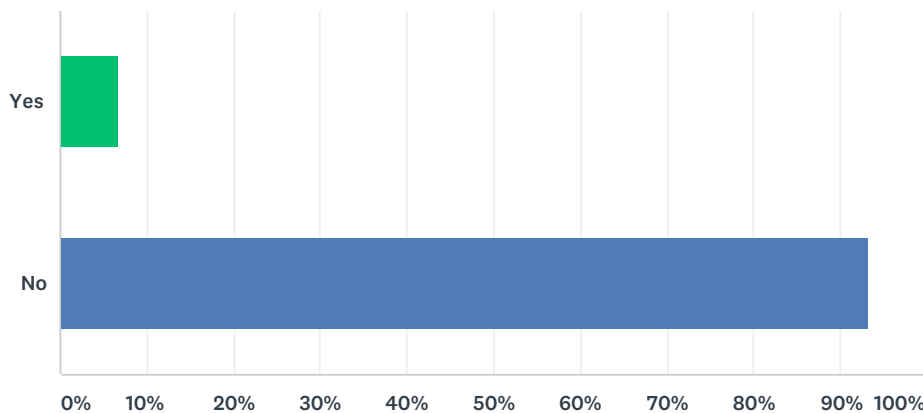
Answered: 118 Skipped: 11



ANSWER CHOICES	RESPONSES	
Yes	33.05%	39
No	66.95%	79
TOTAL		118

## Q20 THERE ARE OTHER AREAS I WOULD LIKE TO SEE ON THE COMMISSION'S WEBSITE:

Answered: 118 Skipped: 11



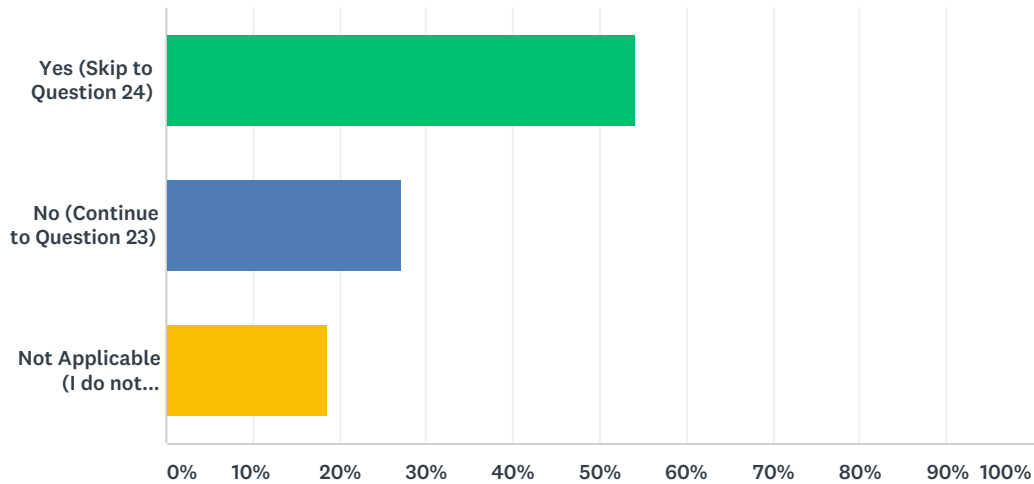
ANSWER CHOICES	RESPONSES	
Yes	6.78%	8
No	93.22%	110
TOTAL		118

**Q21 I HAVE FOUND THE FOLLOWING COMMISSION TRAINING(S)  
OR GUIDEBOOK(S) OR OTHER RESOURCES HELPFUL AND THIS IS  
WHY: (Field limited to 250 characters)**

Answered: 30 Skipped: 99

## Q22 AS A REGISTERED COMMITTEE WITH THE COMMISSION, WE HAVE ALWAYS FILED OUR DISCLOSURE REPORTS ON TIME: (choose one)

Answered: 118 Skipped: 11

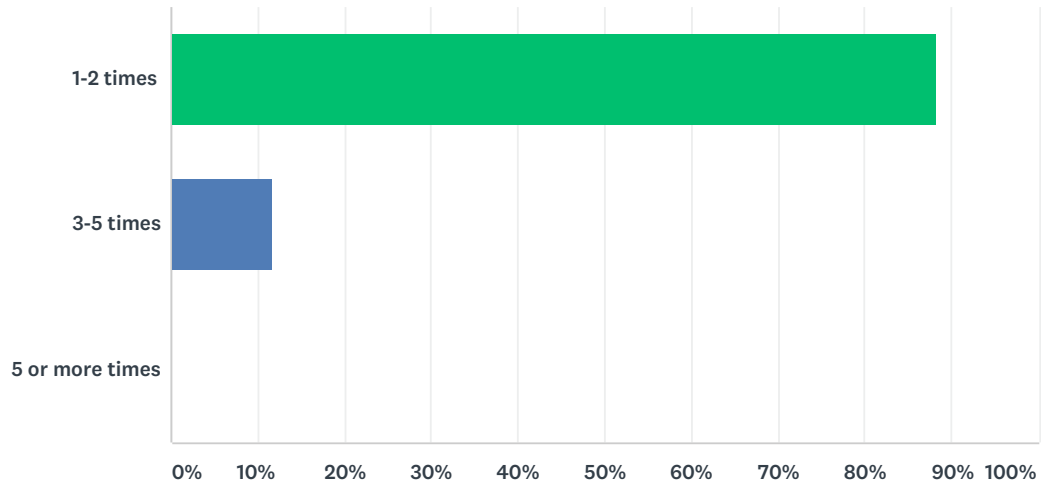


ANSWER CHOICES	RESPONSES	
Yes (Skip to Question 24)	54.24%	64
No (Continue to Question 23)	27.12%	32
Not Applicable (I do not belong to a Candidate or Noncandidate Committee)	18.64%	22
<b>TOTAL</b>		<b>118</b>



## Q23 IF NOT, MY COMMITTEE HAS FILED LATE DISCLOSURE REPORTS: (choose one)

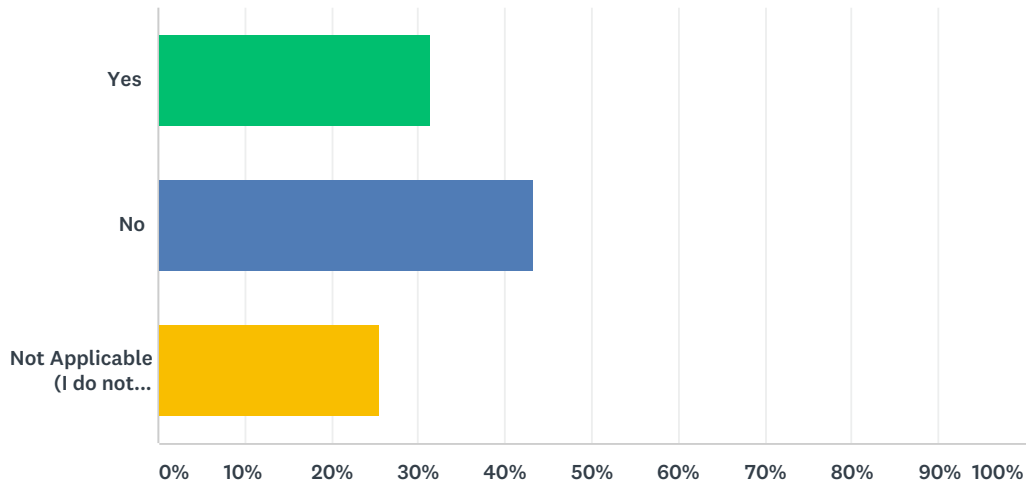
Answered: 34 Skipped: 95



ANSWER CHOICES	RESPONSES	
1-2 times	88.24%	30
3-5 times	11.76%	4
5 or more times	0.00%	0
<b>TOTAL</b>		<b>34</b>

## Q24 AS A REGISTERED COMMITTEE WITH THE COMMISSION, WE HAVE ENTERED INTO A CONCILIATION AGREEMENT WITH THE COMMISSION: (choose one)

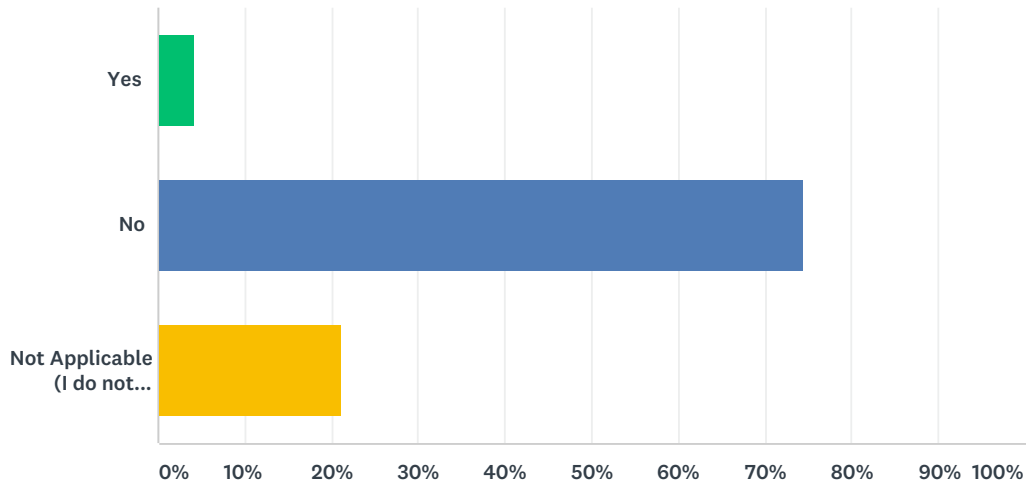
Answered: 118 Skipped: 11



ANSWER CHOICES	RESPONSES	
Yes	31.36%	37
No	43.22%	51
Not Applicable (I do not belong to a Candidate or Noncandidate Committee)	25.42%	30
<b>TOTAL</b>		<b>118</b>

## Q25 AS A REGISTERED COMMITTEE WITH THE COMMISSION, WE HAVE HAD AN ADMINISTRATIVE COMPLAINT BROUGHT BEFORE THE COMMISSION: (choose one)

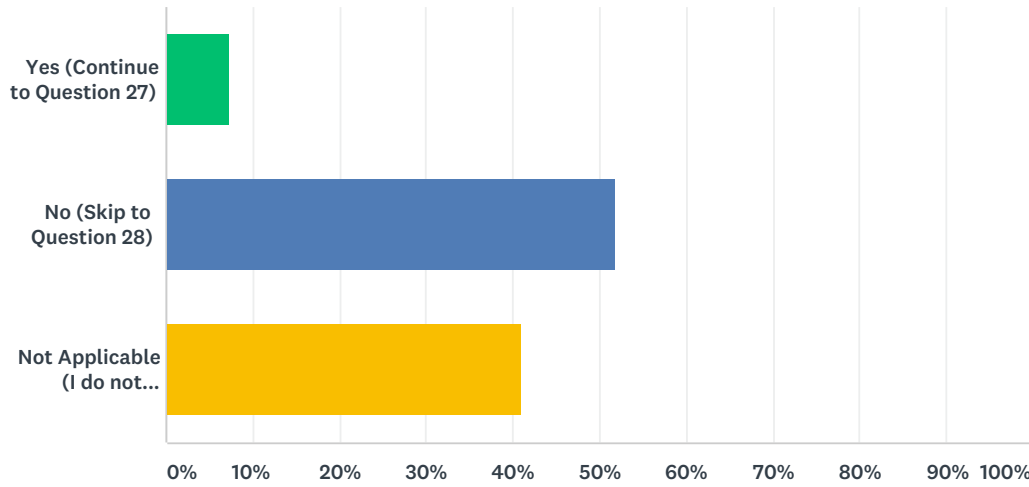
Answered: 118 Skipped: 11



ANSWER CHOICES	RESPONSES	
Yes	4.24%	5
No	74.58%	88
Not Applicable (I do not belong to a Candidate or Noncandidate Committee)	21.19%	25
TOTAL		118

## Q26 AS A CANDIDATE COMMITTEE, WE HAVE SOUGHT AND RECEIVED PUBLIC FUNDING: (choose one)

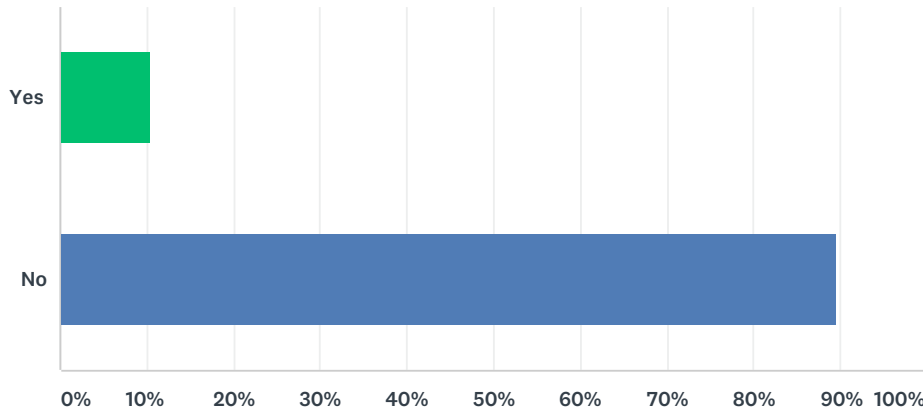
Answered: 110 Skipped: 19



ANSWER CHOICES	RESPONSES	
Yes (Continue to Question 27)	7.27%	8
No (Skip to Question 28)	51.82%	57
Not Applicable (I do not belong to a Candidate Committee)	40.91%	45
<b>TOTAL</b>		<b>110</b>

### Q27 IF SO, MY CANDIDATE COMMITTEE RECEIVED THE MAXIMUM AMOUNT PERMITTED FOR THAT OFFICE: (choose one)

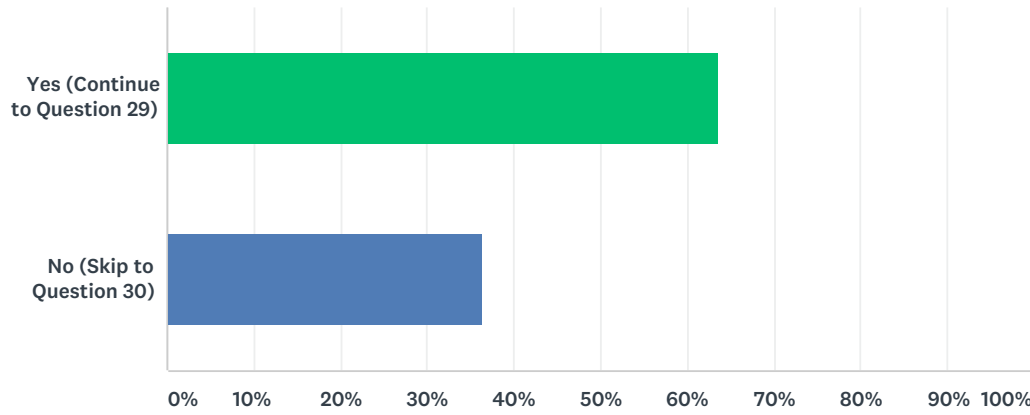
Answered: 19 Skipped: 110



ANSWER CHOICES	RESPONSES	
Yes	10.53%	2
No	89.47%	17
TOTAL		19

### Q28 I AM A SUPPORTER OF PUBLIC FUNDING: (choose one)

Answered: 110 Skipped: 19



ANSWER CHOICES	RESPONSES	
Yes (Continue to Question 29)	63.64%	70
No (Skip to Question 30)	36.36%	40
TOTAL		110

## Q29 IF SO, WHY: (Field limited to 100 characters)

Answered: 32 Skipped: 97

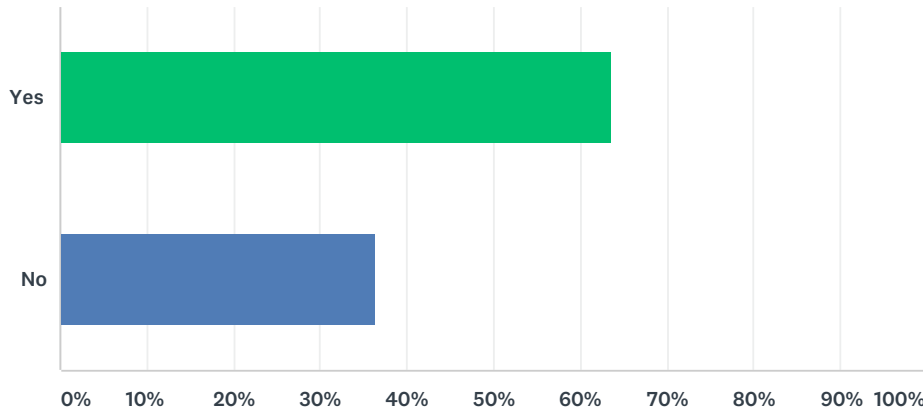
## Q30 IF NOT, WHY: (Field limited to 100 characters)

Answered: 23 Skipped: 106



### Q31 I WOULD SUPPORT AN APPROPRIATION OF GENERAL FUNDS TO SEE PUBLIC FUNDING PROGRAMS CONTINUE: (choose one)

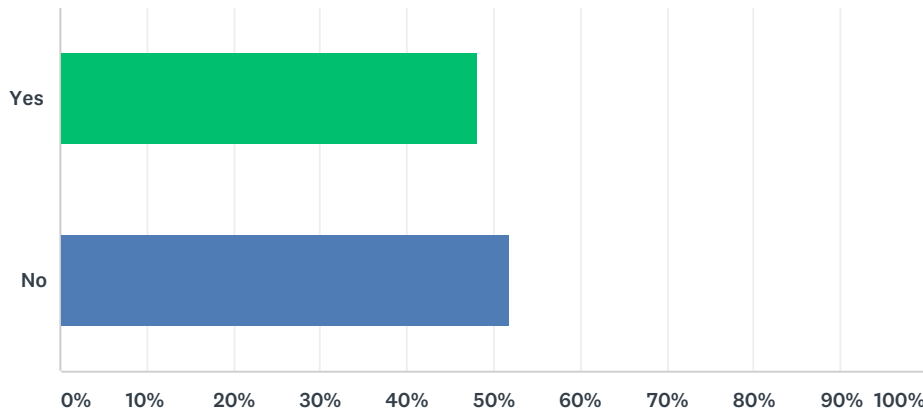
Answered: 110 Skipped: 19



ANSWER CHOICES	RESPONSES	
Yes	63.64%	70
No	36.36%	40
TOTAL		110

**Q32 I HAVE BEEN CHECKING OFF THE \$3 "YES" CHECKBOX ON MY STATE INCOME TAX FORM WHICH PERMITS \$3 FROM STATE GENERAL FUNDS (OR \$6 IF MARRIED AND FILING A JOINT RETURN) TO BE ALLOCATED TO THE HAWAII ELECTION CAMPAIGN FUND FOR THE PUBLIC FUNDING PROGRAM: (choose one)**

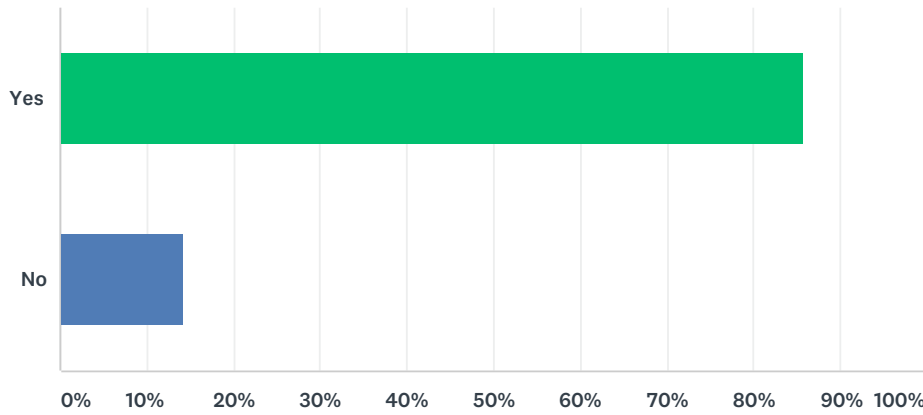
Answered: 106 Skipped: 23



ANSWER CHOICES		RESPONSES	
Yes		48.11%	51
No		51.89%	55
TOTAL			106

### Q33 I KNOW THAT CHECKING THE \$3 CHECK-OFF DOES NOT INCREASE MY TAX LIABILITY OR DECREASE MY REFUND: (choose one)

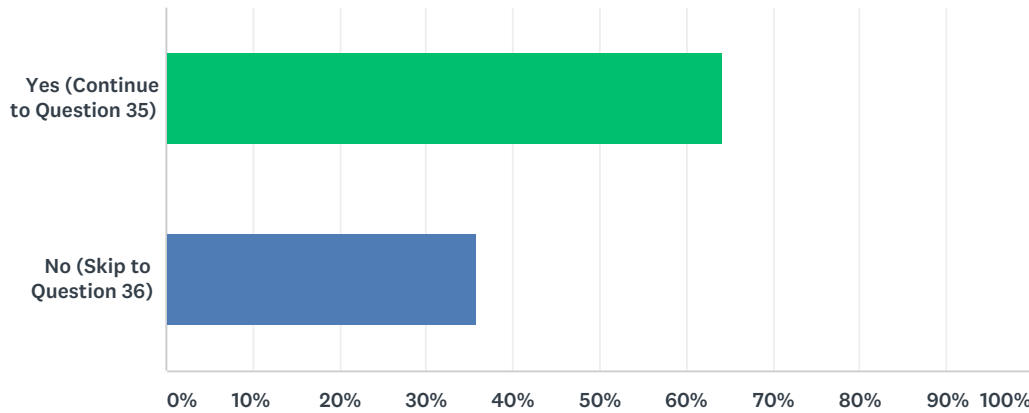
Answered: 106 Skipped: 23



ANSWER CHOICES	RESPONSES	
Yes	85.85%	91
No	14.15%	15
TOTAL		106

### Q34 I AM CONCERNED ABOUT NONCANDIDATE COMMITTEES MAKING SOLELY INDEPENDENT EXPENDITURES (i.e., “Super PACS”): (choose one)

Answered: 106 Skipped: 23



ANSWER CHOICES	RESPONSES	
Yes (Continue to Question 35)	64.15%	68
No (Skip to Question 36)	35.85%	38
TOTAL		106

## Q35 IF SO, WHY: (Field limited to 100 characters)

Answered: 36 Skipped: 93

### Q36 IF NOT, WHY: (Field limited to 100 characters)

Answered: 14 Skipped: 115

**Q37 PLEASE FEEL FREE TO PROVIDE ANY OTHER COMMENTS CONCERNING THE CAMPAIGN SPENDING COMMISSION: (Field limited to 500 characters)**

Answered: 18 Skipped: 111