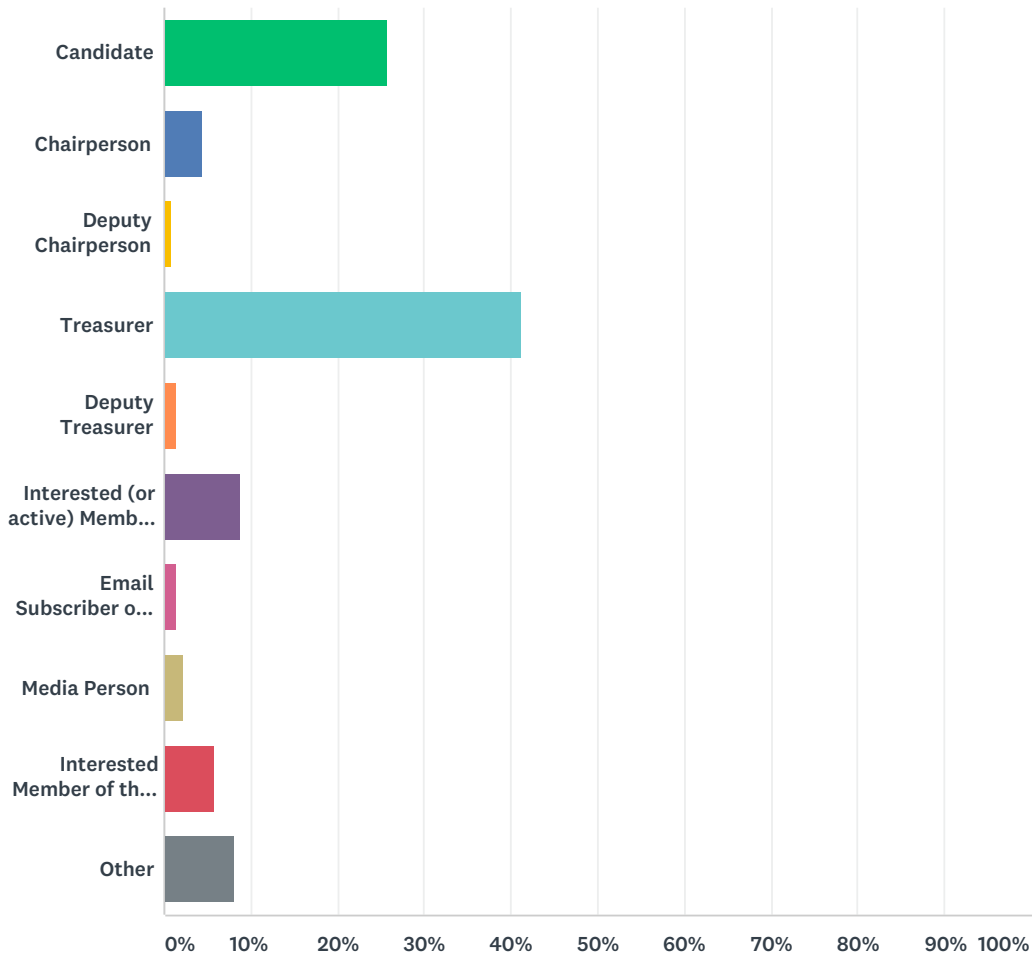


Q1 SELECT THE BEST DESCRIPTION OF YOUR RELATIONSHIP WITH THE COMMISSION BY ANSWERING THIS QUESTION: "I AM A..." (check one)

Answered: 136 Skipped: 0

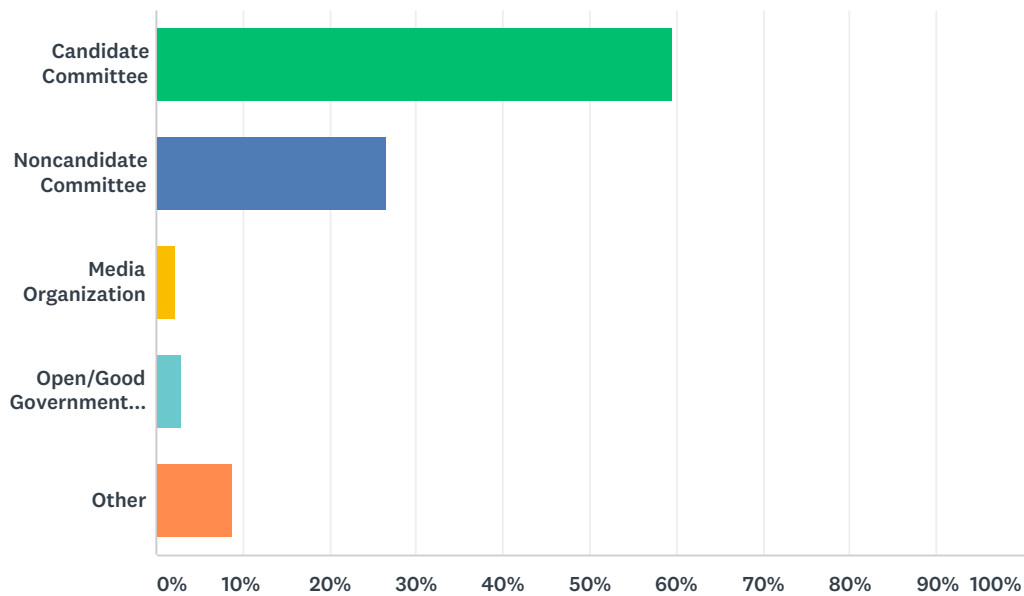


ANSWER CHOICES	RESPONSES	
Candidate	25.74%	35
Chairperson	4.41%	6
Deputy Chairperson	0.74%	1
Treasurer	41.18%	56
Deputy Treasurer	1.47%	2
Interested (or active) Member of a Candidate or Noncandidate Committee but not listed on the Organizational Report	8.82%	12
Email Subscriber or Follower on Social Media	1.47%	2
Media Person	2.21%	3
Interested Member of the Public	5.88%	8
Other	8.09%	11

TOTAL	136
-------	-----

Q2 I BELONG TO A: (check one)

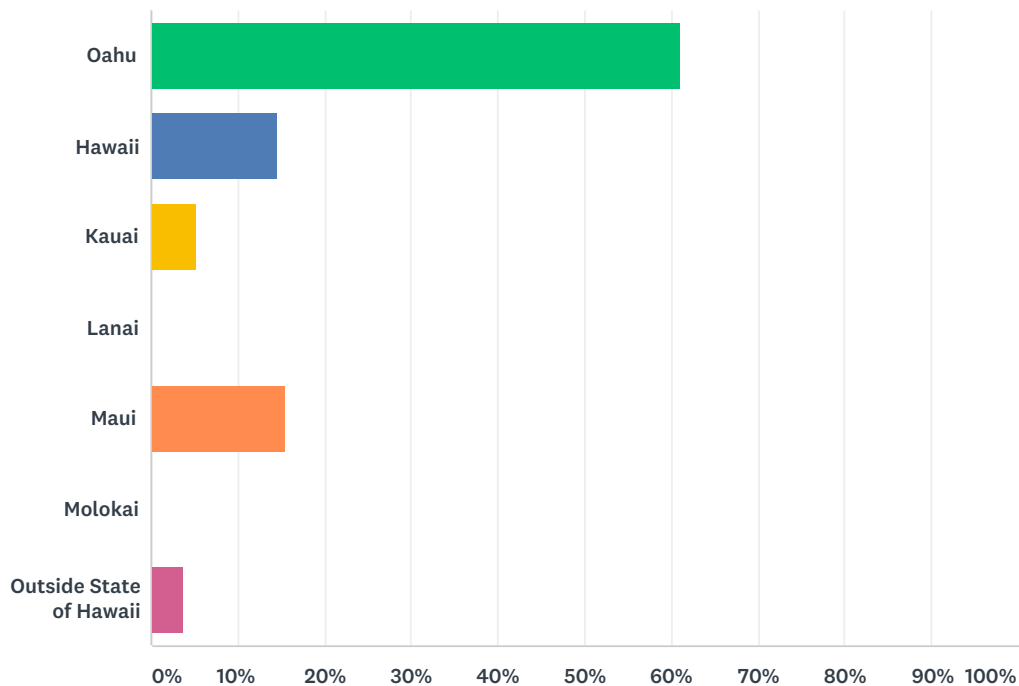
Answered: 136 Skipped: 0



ANSWER CHOICES	RESPONSES	
Candidate Committee	59.56%	81
Noncandidate Committee	26.47%	36
Media Organization	2.21%	3
Open/Good Government Group	2.94%	4
Other	8.82%	12
TOTAL		136

Q3 I AM FROM (i.e., address): (check one)

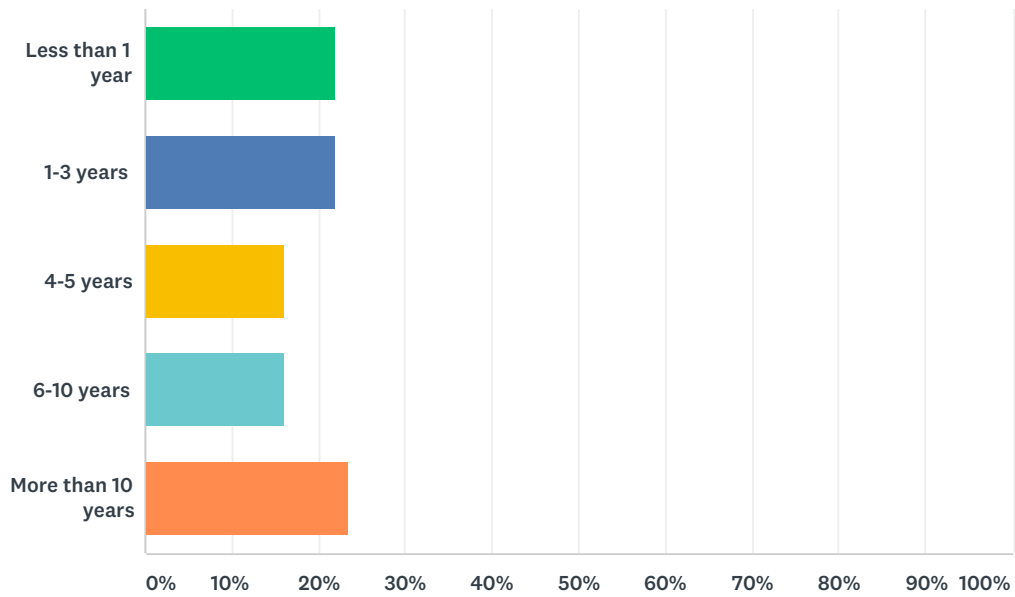
Answered: 136 Skipped: 0



ANSWER CHOICES	RESPONSES	
Oahu	61.03%	83
Hawaii	14.71%	20
Kauai	5.15%	7
Lanai	0.00%	0
Maui	15.44%	21
Molokai	0.00%	0
Outside State of Hawaii	3.68%	5
TOTAL		136

Q4 I HAVE HAD A RELATIONSHIP WITH THE COMMISSION FOR: (check one)

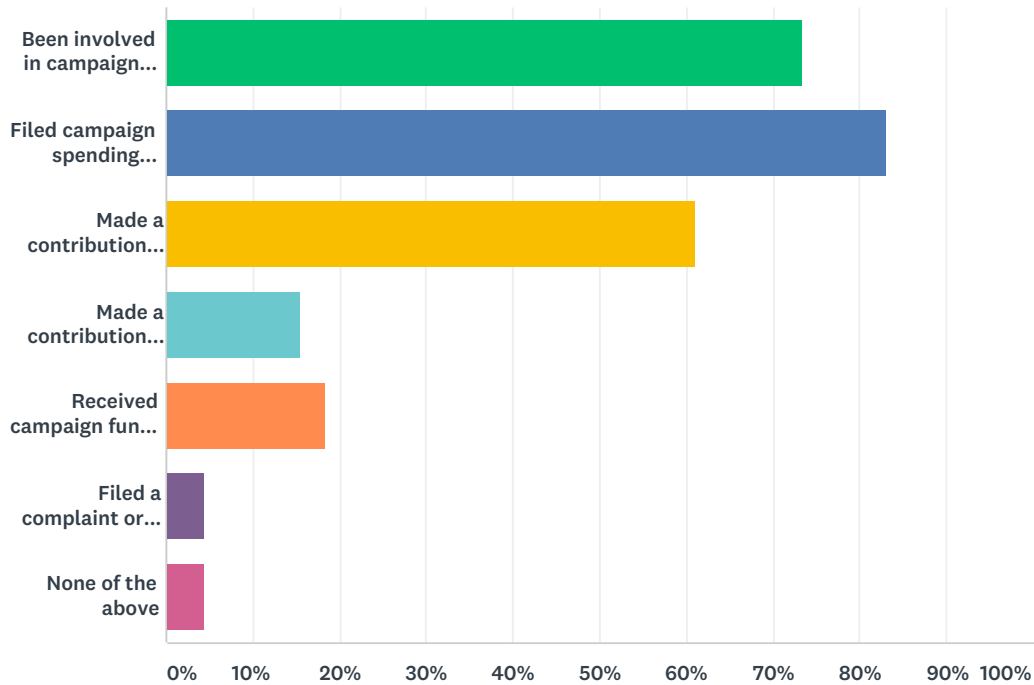
Answered: 136 Skipped: 0



ANSWER CHOICES	RESPONSES	
Less than 1 year	22.06%	30
1-3 years	22.06%	30
4-5 years	16.18%	22
6-10 years	16.18%	22
More than 10 years	23.53%	32
TOTAL		136

Q5 I HAVE DONE THE FOLLOWING: (check all that apply)

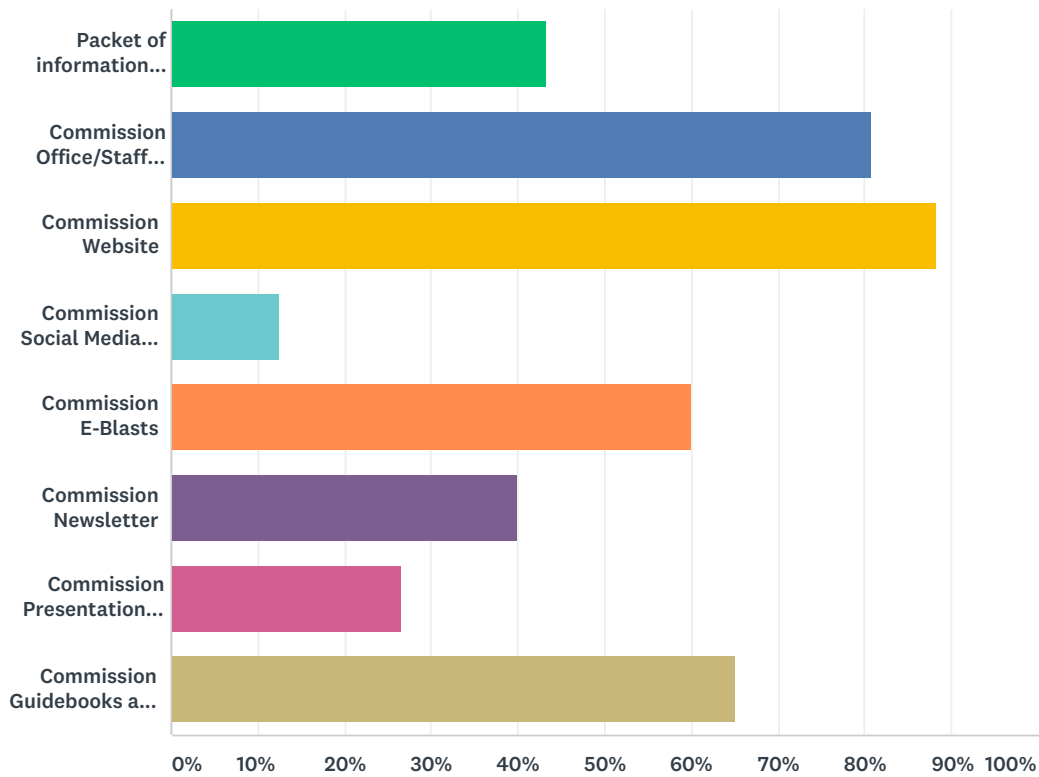
Answered: 136 Skipped: 0



ANSWER CHOICES	RESPONSES	
Been involved in campaign activities (i.e., sign-waving, door-to-door, phone bank, fundraising, etc.)	73.53%	100
Filed campaign spending reports electronically	83.09%	113
Made a contribution or loan to a candidate committee	61.03%	83
Made a contribution to a noncandidate committee	15.44%	21
Received campaign funds for a product/service provided to a candidate or noncandidate committee	18.38%	25
Filed a complaint or requested that the Commission investigate a campaign finance violation	4.41%	6
None of the above	4.41%	6
Total Respondents: 136		

Q6 I HAVE OBTAINED INFORMATION FROM THE COMMISSION FROM THE FOLLOWING SOURCES: (check all that apply)

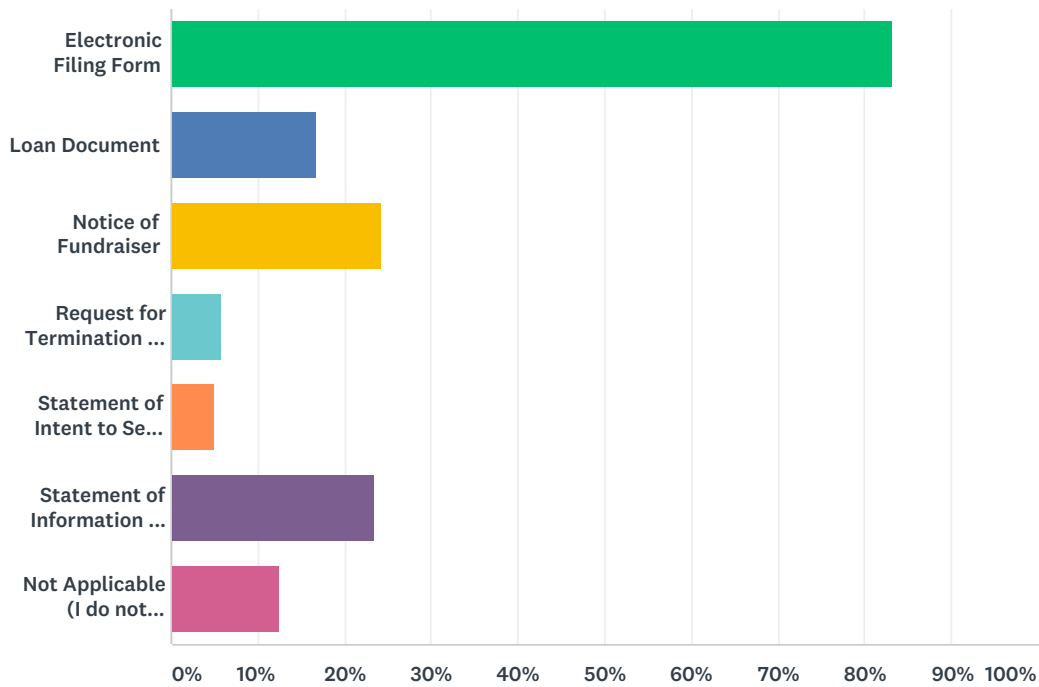
Answered: 120 Skipped: 16



ANSWER CHOICES	RESPONSES	
Packet of information received upon filing as a candidate with the Office of Elections or County Clerk's Office	43.33%	52
Commission Office/Staff (phone calls or office visits)	80.83%	97
Commission Website	88.33%	106
Commission Social Media Site (i.e., Facebook, Twitter)	12.50%	15
Commission E-Blasts	60.00%	72
Commission Newsletter	40.00%	48
Commission Presentation or Training Class	26.67%	32
Commission Guidebooks and Manuals	65.00%	78
Total Respondents: 120		

Q7 I HAVE USED eSIGN TO SUBMIT THE FOLLOWING FORMS TO THE COMMISSION (check all that apply):

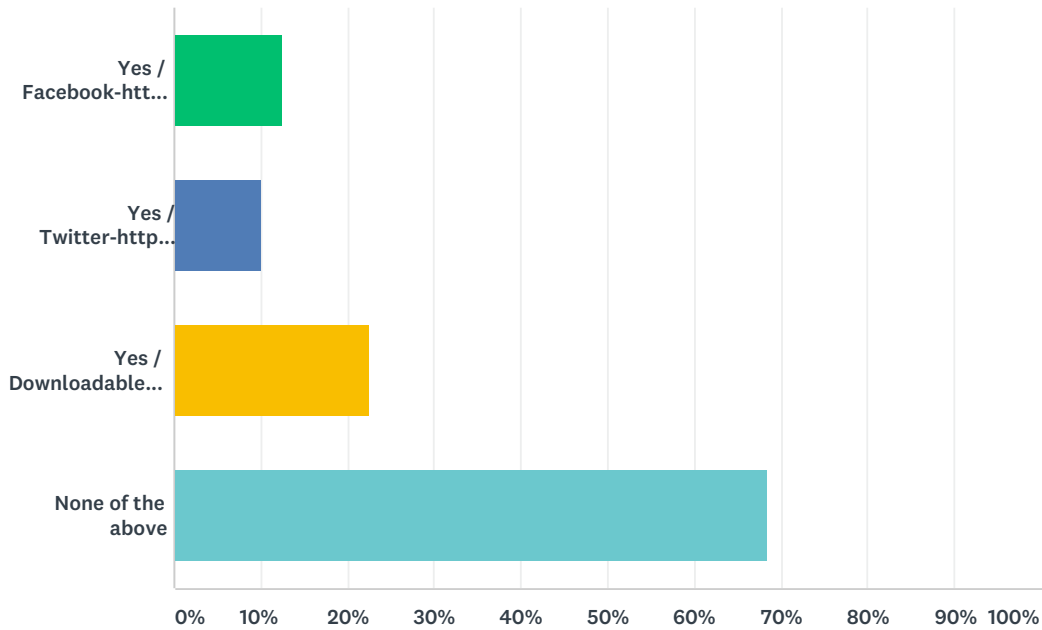
Answered: 120 Skipped: 16



ANSWER CHOICES	RESPONSES	
Electronic Filing Form	83.33%	100
Loan Document	16.67%	20
Notice of Fundraiser	24.17%	29
Request for Termination of Registration	5.83%	7
Statement of Intent to Seek Public Funds	5.00%	6
Statement of Information for Electroneering Communications	23.33%	28
Not Applicable (I do not belong to a Candidate or Noncandidate Committee)	12.50%	15
Total Respondents: 120		

Q8 I HAVE "LIKED" THE COMMISSION'S FACEBOOK PAGE, FOLLOWED ITS TWITTER PAGE AND/OR DOWNLOADED ITS CALENDAR: (check all that apply)

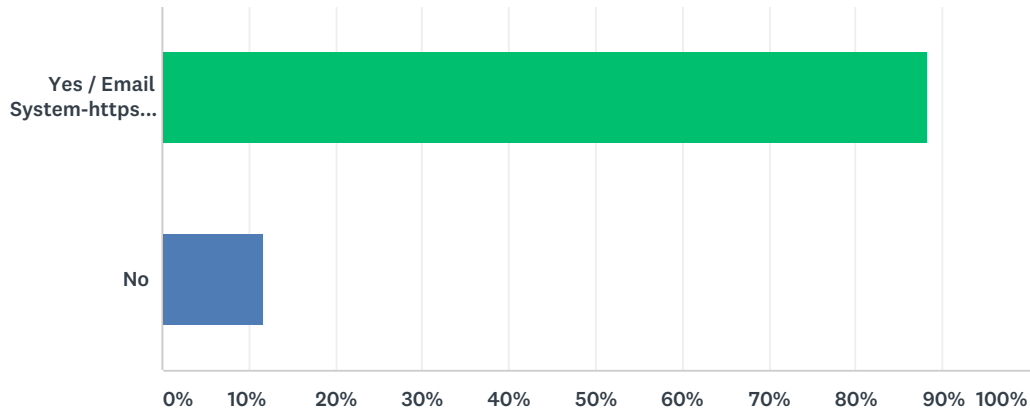
Answered: 120 Skipped: 16



ANSWER CHOICES	RESPONSES	
Yes / Facebook-http://www.facebook.com/hicsc	12.50%	15
Yes / Twitter-http://www.twitter.com/hicsc	10.00%	12
Yes / Downloadable Calendar-http://ags.hawaii.gov/campaign/commission-calendar	22.50%	27
None of the above	68.33%	82
Total Respondents: 120		

Q9 I AM AN EMAIL SUBSCRIBER AND RECEIVE E-BLASTS FROM THE COMMISSION: (check one)

Answered: 120 Skipped: 16



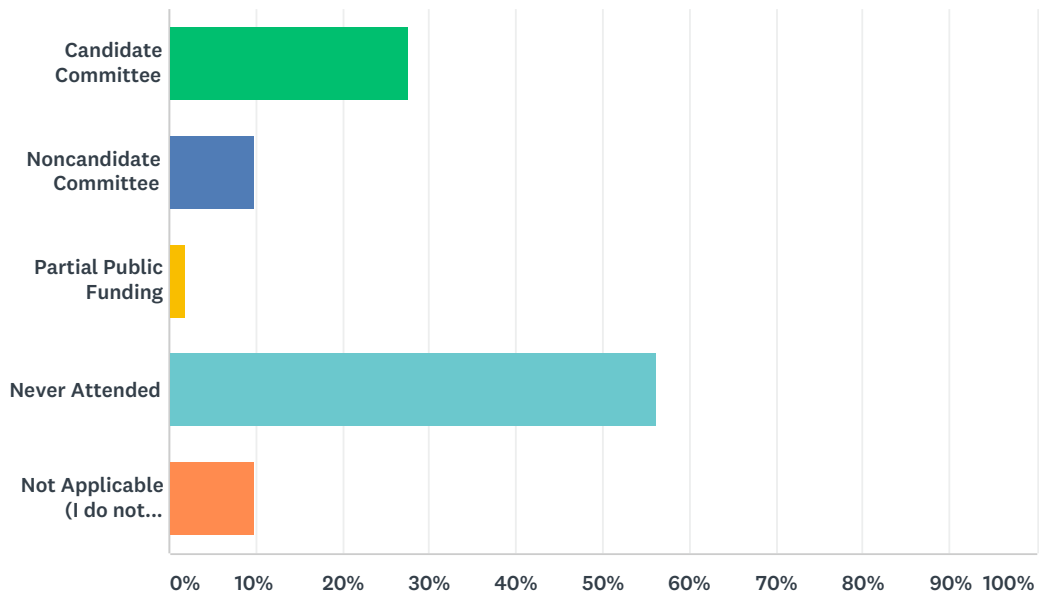
ANSWER CHOICES	RESPONSES	
Yes / Email System- https://csc.hawaii.gov/CSCEmail/Public_Report/PublicSubscribe.php	88.33%	106
No	11.67%	14
TOTAL		120

Q10 LET US KNOW IF YOU HAVE ANY SUGGESTIONS ON HOW THE COMMISSION CAN BETTER ENGAGE OR COMMUNICATE WITH YOU: (Field limited to 250 characters)

Answered: 43 Skipped: 93

Q11 I HAVE ATTENDED THE FOLLOWING TRAINING CLASSES HELD BY THE COMMISSION: (check all that apply)

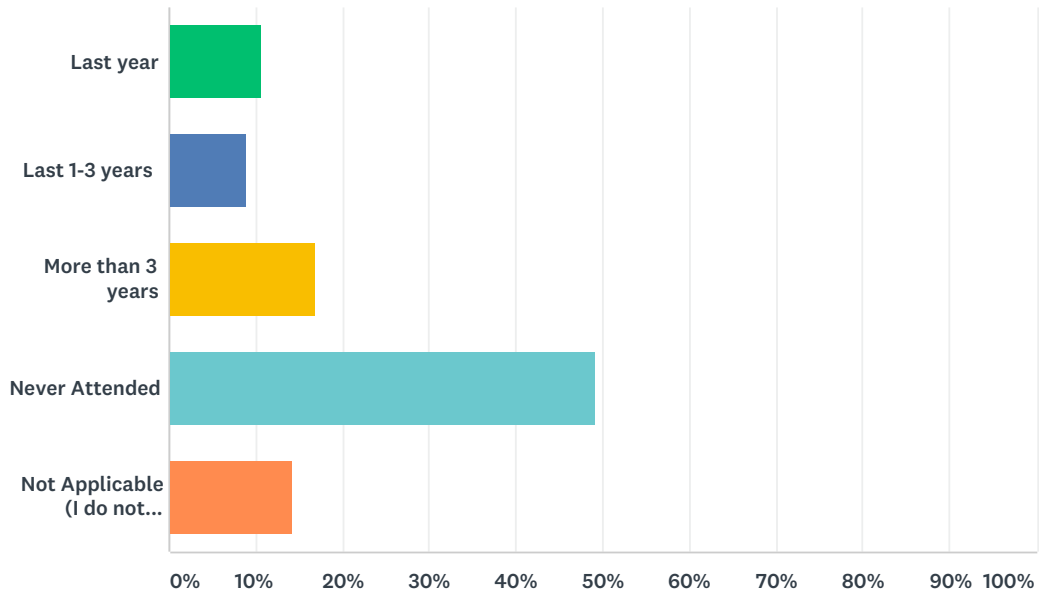
Answered: 112 Skipped: 24



ANSWER CHOICES	RESPONSES	
Candidate Committee	27.68%	31
Noncandidate Committee	9.82%	11
Partial Public Funding	1.79%	2
Never Attended	56.25%	63
Not Applicable (I do not belong to a Candidate or Noncandidate Committee)	9.82%	11
Total Respondents: 112		

Q12 WHEN DID YOU LAST ATTEND A TRAINING CLASS: (check one)

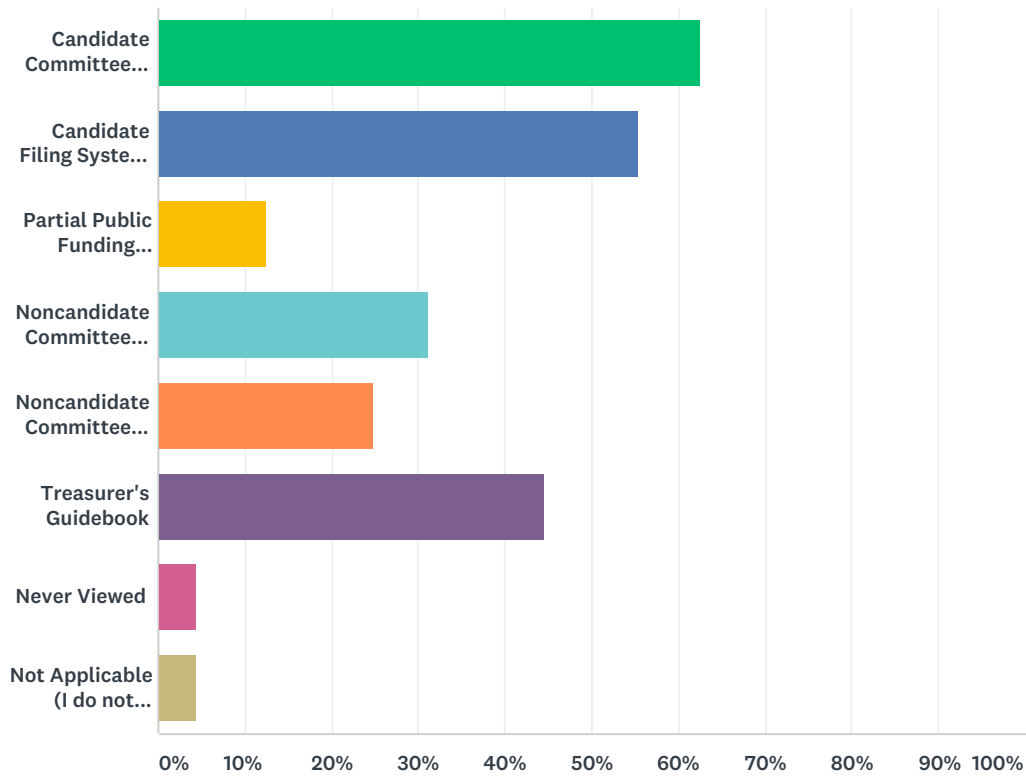
Answered: 112 Skipped: 24



ANSWER CHOICES	RESPONSES	
Last year	10.71%	12
Last 1-3 years	8.93%	10
More than 3 years	16.96%	19
Never Attended	49.11%	55
Not Applicable (I do not belong to a Candidate or Noncandidate Committee)	14.29%	16
TOTAL		112

Q13 I HAVE ACCESSED AND VIEWED THE FOLLOWING GUIDEBOOKS AND/OR MANUALS ON THE COMMISSION'S WEBSITE: (check all that apply)

Answered: 112 Skipped: 24



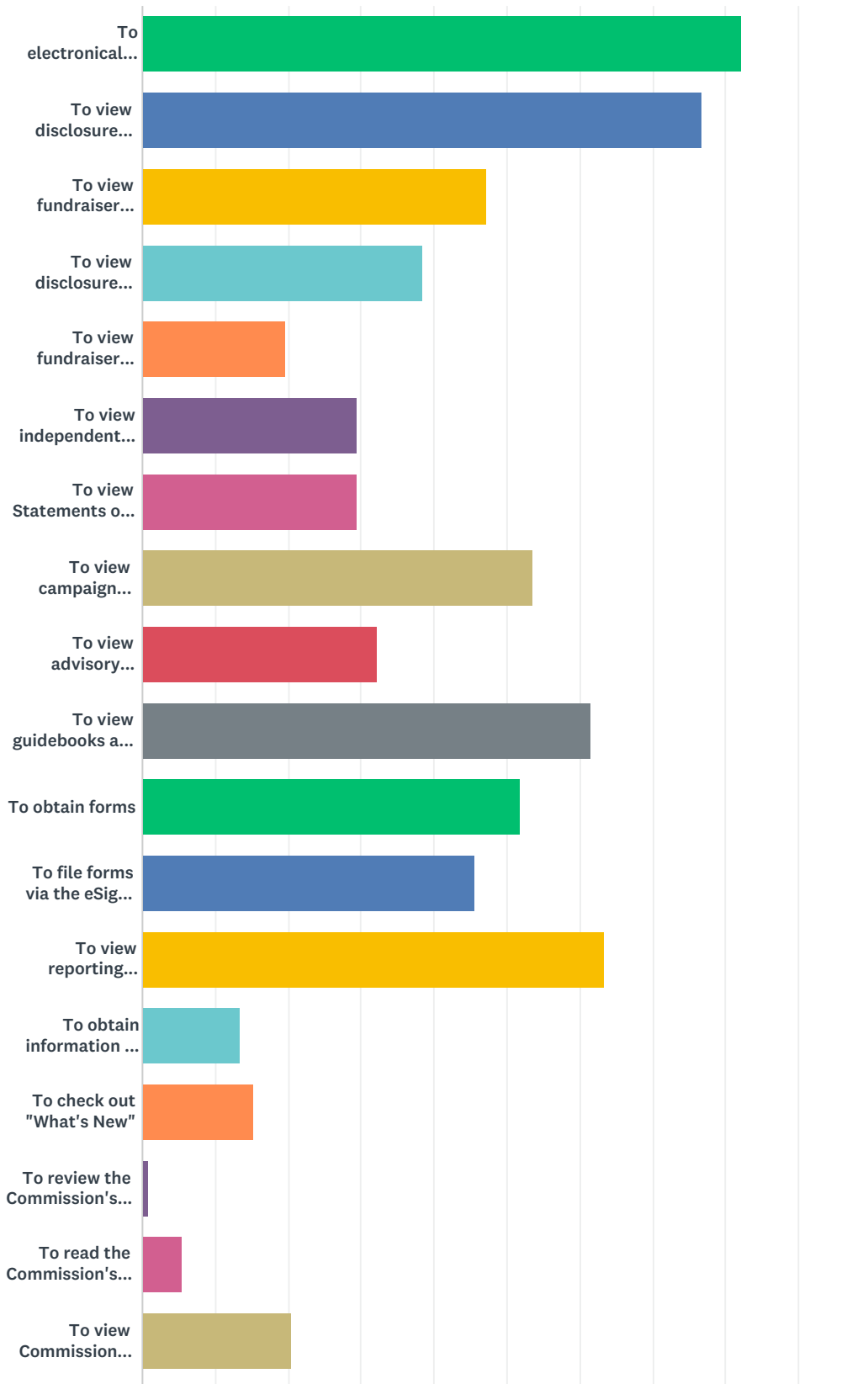
ANSWER CHOICES	RESPONSES	
Candidate Committee Guidebook	62.50%	70
Candidate Filing System Manual	55.36%	62
Partial Public Funding Guidebook	12.50%	14
Noncandidate Committee Guidebook	31.25%	35
Noncandidate Committee Filing System Manual	25.00%	28
Treasurer's Guidebook	44.64%	50
Never Viewed	4.46%	5
Not Applicable (I do not belong to a Candidate or Noncandidate Committee)	4.46%	5
Total Respondents: 112		

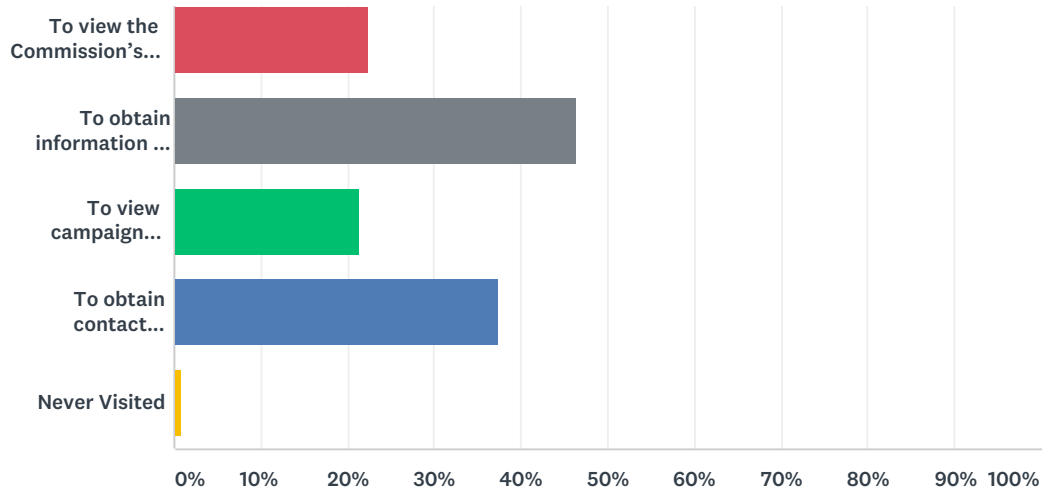
Q14 PLEASE IDENTIFY ANY COMMISSION TRAINING CLASS, GUIDEBOOK/MANUAL OR OTHER RESOURCE WHICH YOU HAVE FOUND HELPFUL AND TELL US WHY? (Field limited to 250 characters)

Answered: 33 Skipped: 103

Q15 I HAVE VISITED THE COMMISSION'S WEBSITE FOR THE FOLLOWING REASONS: (check all that apply)

Answered: 112 Skipped: 24



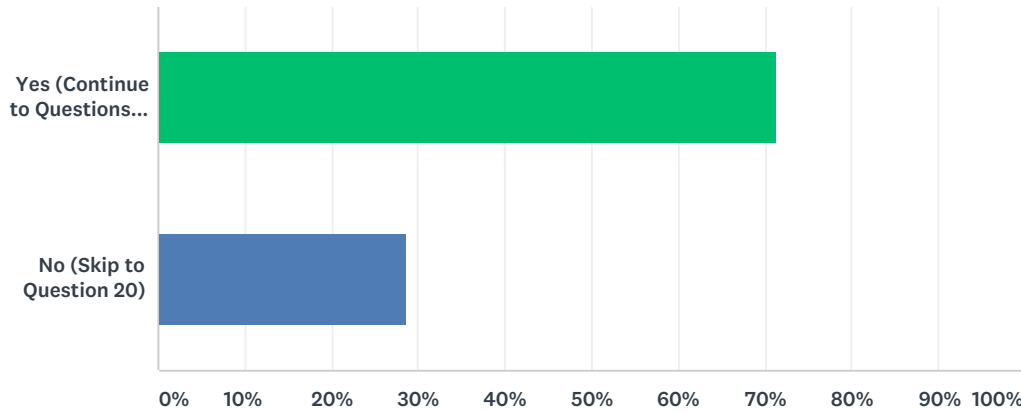


ANSWER CHOICES	RESPONSES	
To electronically file disclosure reports	82.14%	92
To view disclosure reports filed by candidate committees	76.79%	86
To view fundraiser notices filed by candidate committees	47.32%	53
To view disclosure reports filed by noncandidate committees	38.39%	43
To view fundraiser notices filed by noncandidate committees	19.64%	22
To view independent expenditure committee (Super PAC) information	29.46%	33
To view Statements of Electioneering Communications	29.46%	33
To view campaign finance laws and rules	53.57%	60
To view advisory opinions	32.14%	36
To view guidebooks and manuals	61.61%	69
To obtain forms	51.79%	58
To file forms via the eSign tool	45.54%	51
To view reporting schedules	63.39%	71
To obtain information on public funding	13.39%	15
To check out "What's New"	15.18%	17
To review the Commission's Strategic Plan	0.89%	1
To read the Commission's Annual Reports	5.36%	6
To view Commission meeting agendas and/or minutes	20.54%	23
To view the Commission's newsletters	22.32%	25
To obtain information on contribution limits	46.43%	52
To view campaign finance statistics from past elections	21.43%	24
To obtain contact information for the Commission	37.50%	42
Never Visited	0.89%	1

Total Respondents: 112

Q16 HAVE YOU USED THE COMMISSION'S SEARCHABLE DATABASE ON THE COMMISSION'S WEBSITE? (check one)

Answered: 112 Skipped: 24



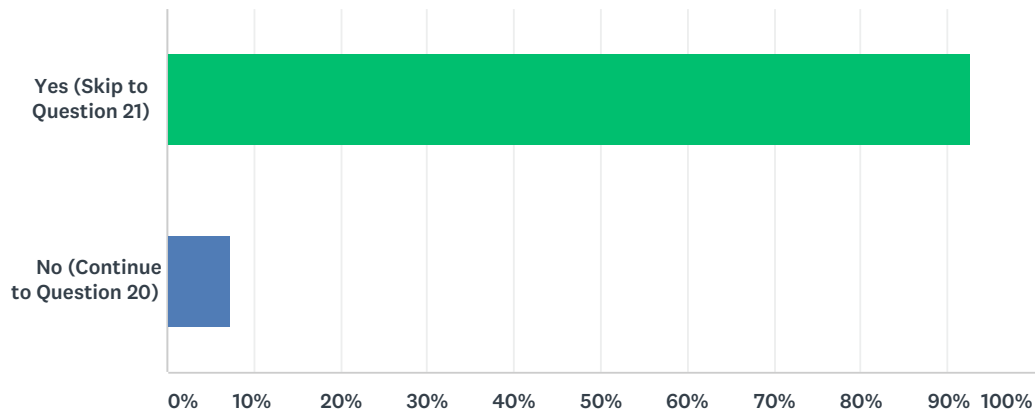
ANSWER CHOICES	RESPONSES	
Yes (Continue to Questions 18 and 19)	71.43%	80
No (Skip to Question 20)	28.57%	32
TOTAL		112

Q17 ARE THERE OTHER AREAS YOU WOULD LIKE TO SEE ON THE COMMISSION'S WEBSITE? (Field limited to 100 characters)

Answered: 8 Skipped: 128

Q18 IF SO, DID YOU FIND THE SEARCHABLE DATABASE HELPFUL? (check one)

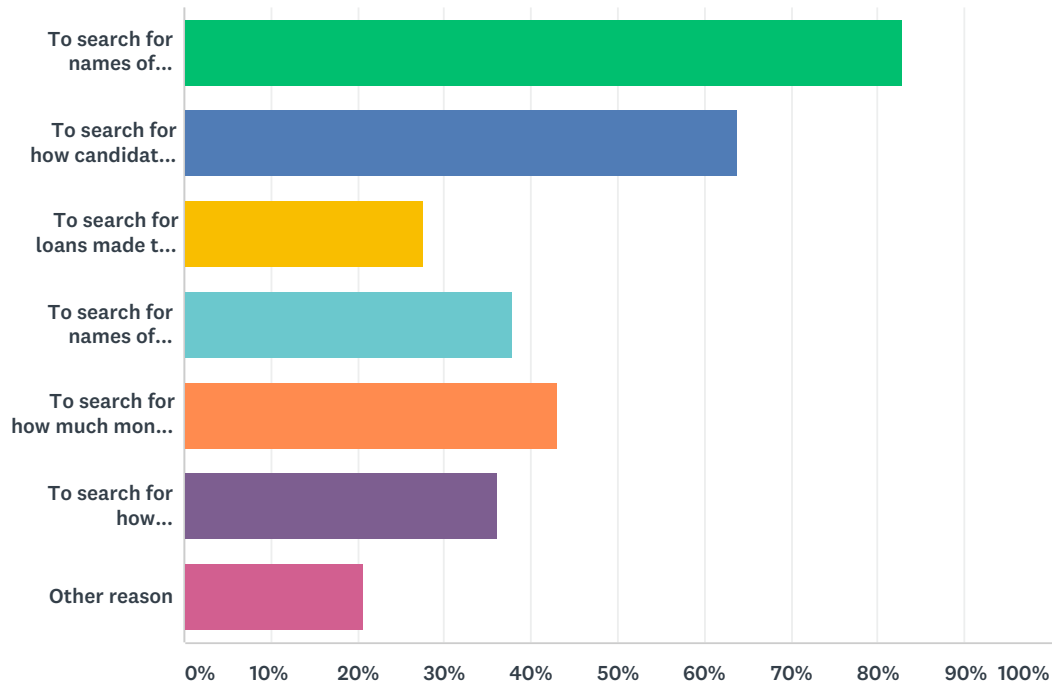
Answered: 81 Skipped: 55



ANSWER CHOICES	RESPONSES	
Yes (Skip to Question 21)	92.59%	75
No (Continue to Question 20)	7.41%	6
TOTAL		81

Q19 IF SO, WHAT DID YOU USE IT FOR? (check all that apply)

Answered: 58 Skipped: 78



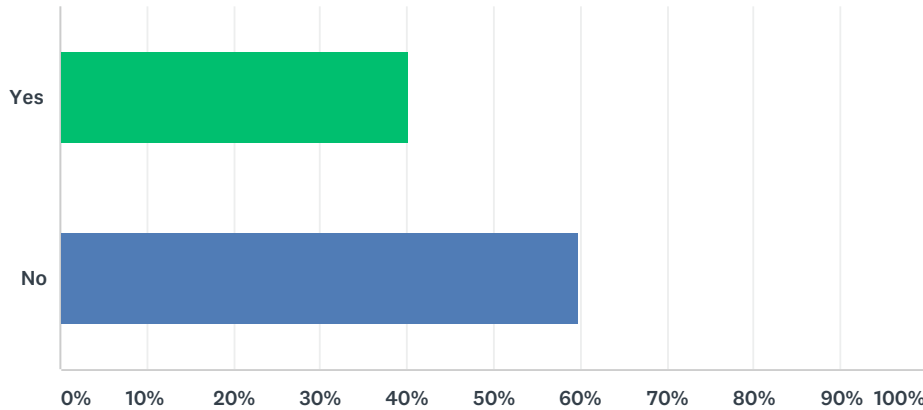
ANSWER CHOICES	RESPONSES
To search for names of contributors who gave money to candidates and how much they gave	82.76% 48
To search for how candidates spent/expended their campaign funds	63.79% 37
To search for loans made to candidates and how much the loans were for	27.59% 16
To search for names of contributors who gave money to noncandidate committees including noncandidate committees making solely independent expenditures or Super PACs	37.93% 22
To search for how much money noncandidate committees gave to candidates	43.10% 25
To search for how noncandidate committees and Super PACs spent/expended their money	36.21% 21
Other reason	20.69% 12
Total Respondents: 58	

Q20 IF YOU DID NOT FIND THE SEARCHABLE DATABASE HELPFUL, PLEASE EXPLAIN WHY AND LET US KNOW WHAT YOU WOULD LIKE TO SEE: (Field limited to 100 characters)

Answered: 10 Skipped: 126

Q21 HAVE YOU USED THE CANDIDATE OR NONCANDIDATE COMMITTEE DATA VISUALIZATION APP ON THE COMMISSION'S WEBSITE TO VIEW A CANDIDATE OR NONCANDIDATE COMMITTEE'S DATA? (check one)

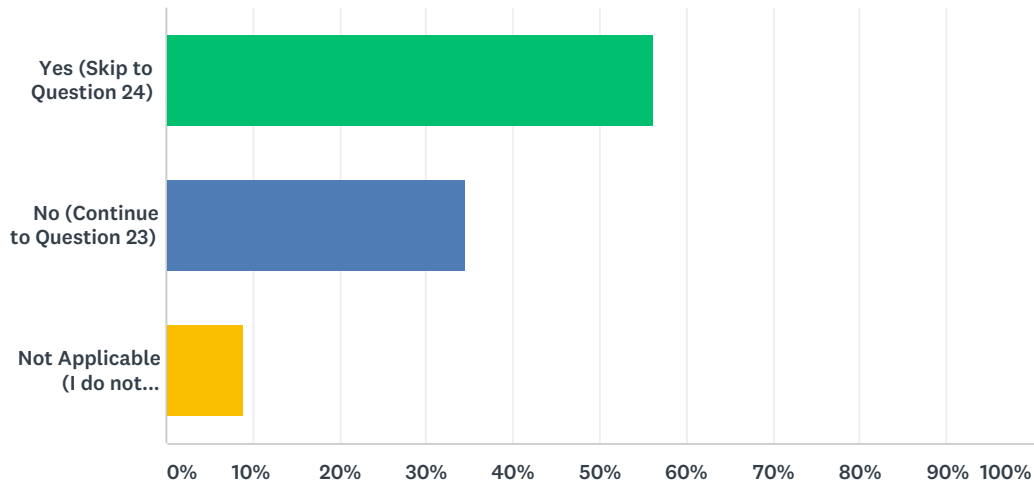
Answered: 112 Skipped: 24



ANSWER CHOICES	RESPONSES	
Yes	40.18%	45
No	59.82%	67
TOTAL		112

Q22 AS A REGISTERED COMMITTEE WITH THE COMMISSION, HAVE YOU ALWAYS FILED YOUR DISCLOSURE REPORTS ON TIME? (check one)

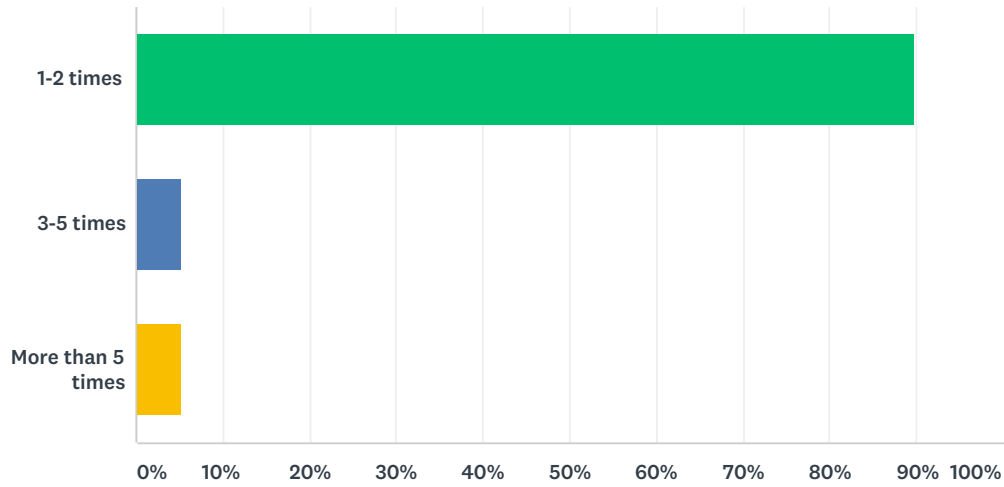
Answered: 110 Skipped: 26



ANSWER CHOICES	RESPONSES	
Yes (Skip to Question 24)	56.36%	62
No (Continue to Question 23)	34.55%	38
Not Applicable (I do not belong to a Candidate or Noncandidate Committee)	9.09%	10
TOTAL		110

Q23 IF NOT, HOW MANY TIMES HAS YOUR COMMITTEE FILED LATE DISCLOSURE REPORTS? (check one)

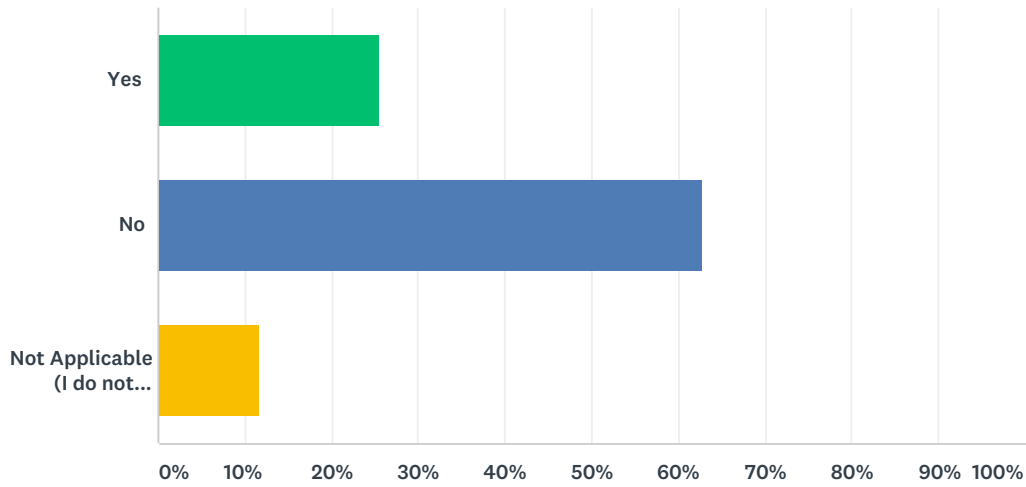
Answered: 39 Skipped: 97



ANSWER CHOICES	RESPONSES
1-2 times	89.74% 35
3-5 times	5.13% 2
More than 5 times	5.13% 2
TOTAL	39

Q24 AS A REGISTERED COMMITTEE WITH THE COMMISSION, HAVE YOU EVER ENTERED INTO A CONCILIATION AGREEMENT WITH THE COMMISSION? (check one)

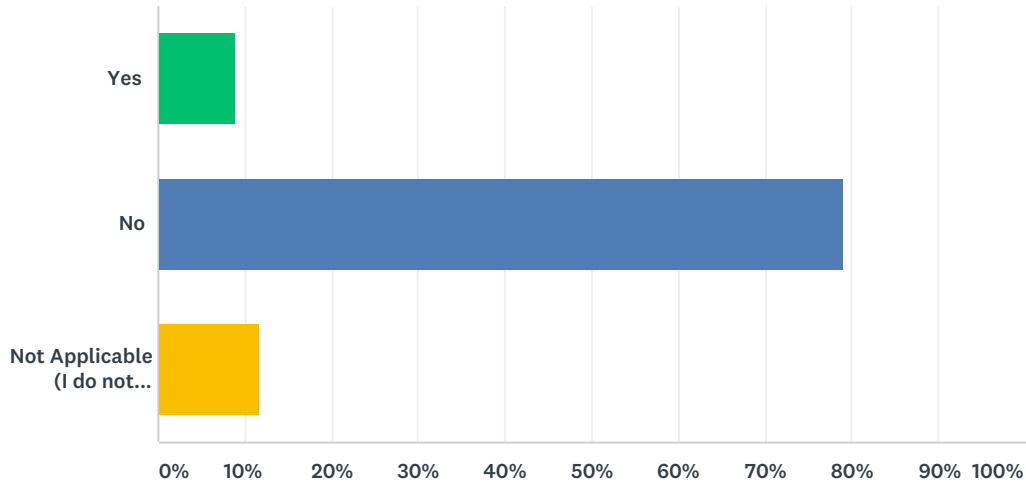
Answered: 110 Skipped: 26



ANSWER CHOICES	RESPONSES	
Yes	25.45%	28
No	62.73%	69
Not Applicable (I do not belong to a Candidate or Noncandidate Committee)	11.82%	13
TOTAL		110

Q25 AS A REGISTERED COMMITTEE WITH THE COMMISSION, HAVE YOU EVER HAD AN ADMINISTRATIVE COMPLAINT FILED AGAINST YOU AND BROUGHT BEFORE THE COMMISSION? (check one)

Answered: 110 Skipped: 26



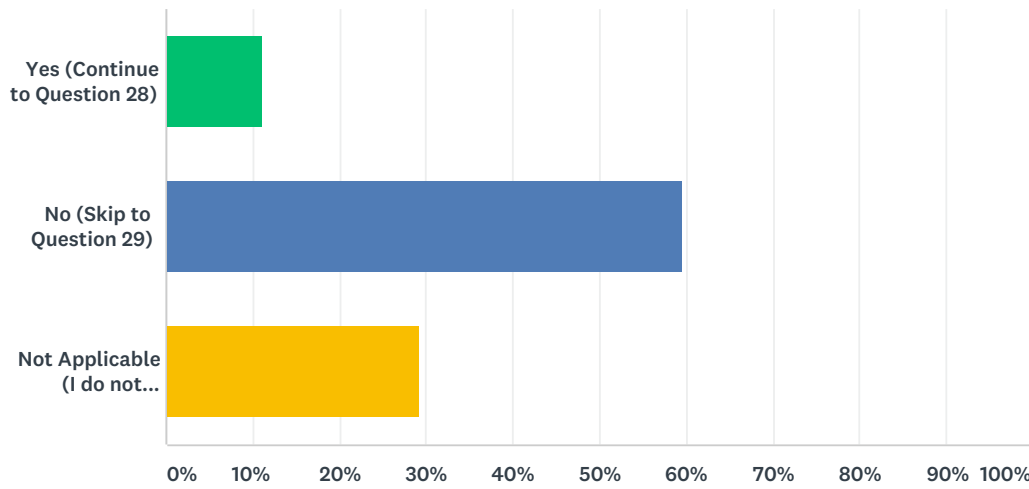
ANSWER CHOICES	RESPONSES	
Yes	9.09%	10
No	79.09%	87
Not Applicable (I do not belong to a Candidate or Noncandidate Committee)	11.82%	13
TOTAL		110

Q26 DO YOU HAVE ANY COMMENTS OR FEEDBACK CONCERNING THE COMMISSION'S ENFORCEMENT ACTION REGARDING THE LATE FILING OF REPORTS OR ANY OTHER MATTERS? (Field limited to 250 characters)

Answered: 30 Skipped: 106

Q27 AS A CANDIDATE COMMITTEE, HAVE YOU EVER QUALIFIED FOR AND RECEIVED PUBLIC FUNDING? (check one)

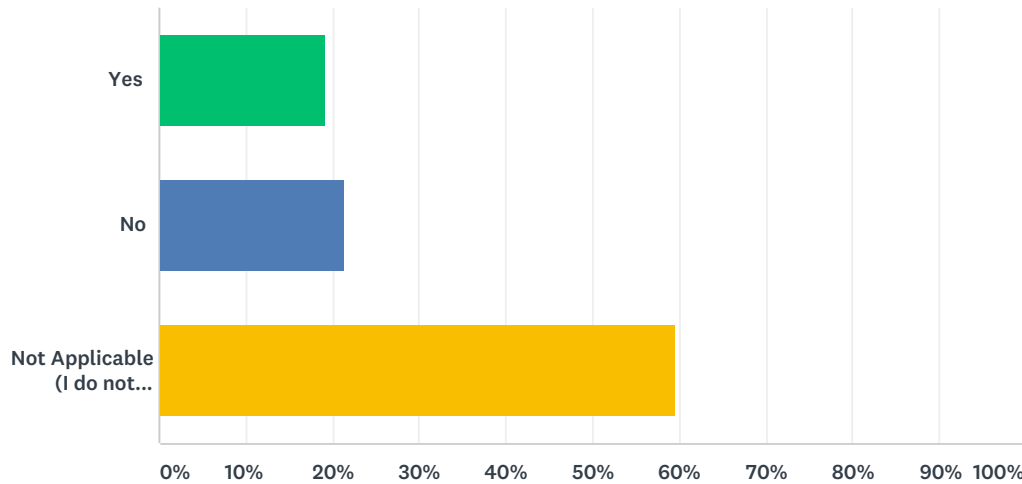
Answered: 109 Skipped: 27



ANSWER CHOICES	RESPONSES	
Yes (Continue to Question 28)	11.01%	12
No (Skip to Question 29)	59.63%	65
Not Applicable (I do not belong to a Candidate Committee)	29.36%	32
TOTAL		109

Q28 IF SO, DID YOUR COMMITTEE RECEIVE THE MAXIMUM AMOUNT PERMITTED FOR THE OFFICE THAT THE CANDIDATE WAS SEEKING? (check one)

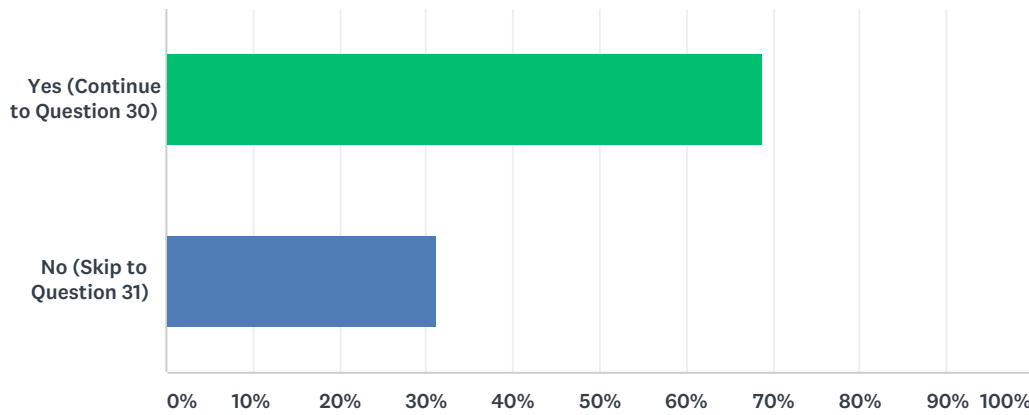
Answered: 47 Skipped: 89



ANSWER CHOICES	RESPONSES	
Yes	19.15%	9
No	21.28%	10
Not Applicable (I do not belong to a Candidate Committee)	59.57%	28
TOTAL		47

Q29 DO YOU SUPPORT PUBLIC FUNDING FOR QUALIFIED CANDIDATES TO USE IN THEIR CAMPAIGNS? (check one)

Answered: 109 Skipped: 27



ANSWER CHOICES	RESPONSES	
Yes (Continue to Question 30)	68.81%	75
No (Skip to Question 31)	31.19%	34
TOTAL		109

Q30 IF SO, WHY: (Field limited to 100 characters)

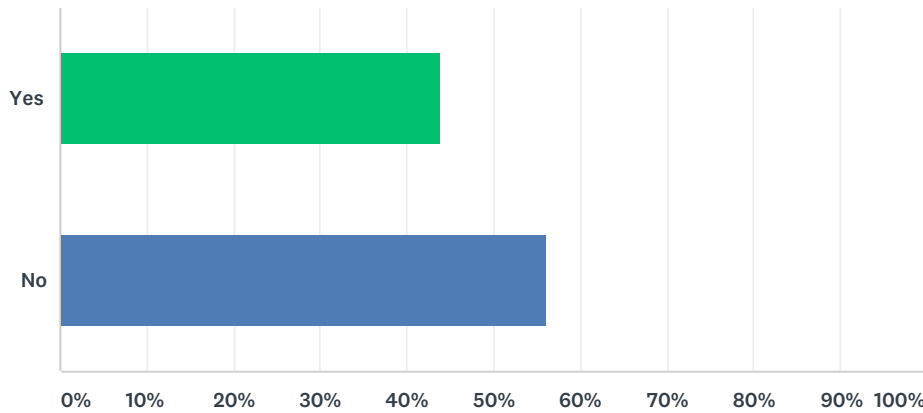
Answered: 52 Skipped: 84

Q31 IF NOT, WHY: (Field limited to 100 characters)

Answered: 19 Skipped: 117

Q32 HAVE YOU BEEN CHECKING OFF THE \$3 "YES" CHECKBOX ON YOUR STATE INCOME TAX FORM WHICH PERMITS \$3 FROM STATE GENERAL FUNDS (OR \$6 IF MARRIED AND FILING A JOINT RETURN) TO BE ALLOCATED TO THE HAWAII ELECTION CAMPAIGN FUND FOR THE PUBLIC FUNDING PROGRAM? (check one)

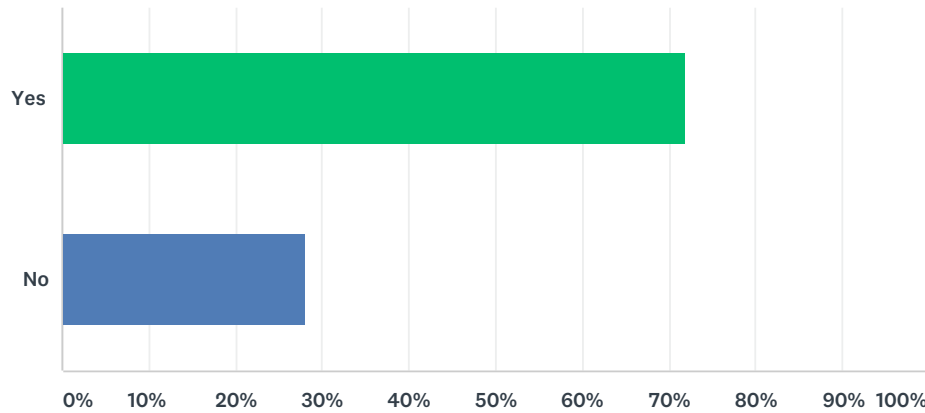
Answered: 107 Skipped: 29



ANSWER CHOICES		RESPONSES	
Yes		43.93%	47
No		56.07%	60
TOTAL			107

Q33 DID YOU KNOW THAT CHECKING THE \$3 CHECK-OFF DOES NOT INCREASE YOUR TAX LIABILITY OR DECREASE YOUR REFUND? (check one)

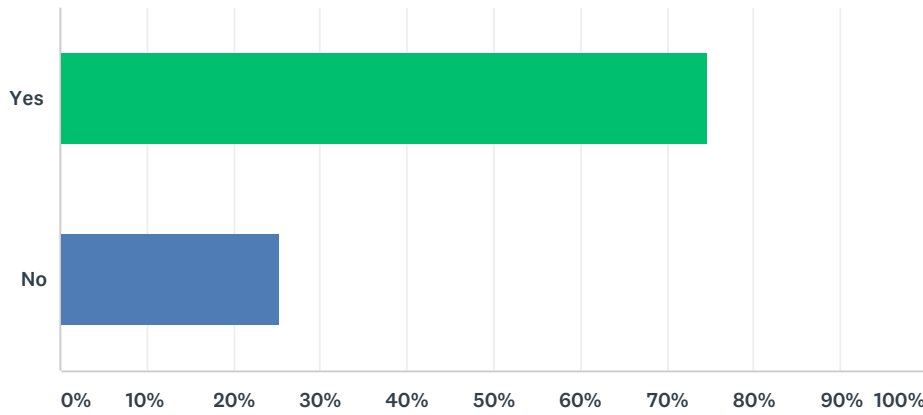
Answered: 107 Skipped: 29



ANSWER CHOICES	RESPONSES	
Yes	71.96%	77
No	28.04%	30
TOTAL		107

Q34 WILL YOU PLEASE HELP US AND REMEMBER TO CHECK THE \$3 CHECK-OFF ON YOUR NEXT STATE INCOME TAX FORM? (check one)

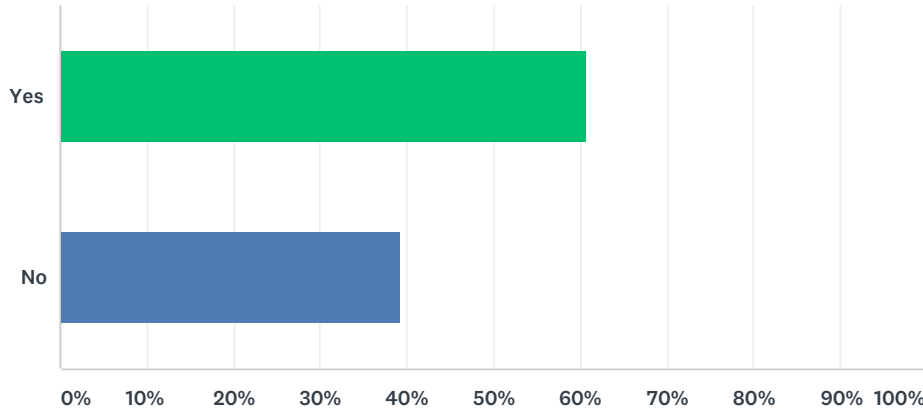
Answered: 107 Skipped: 29



ANSWER CHOICES	RESPONSES	
Yes	74.77%	80
No	25.23%	27
TOTAL		107

Q35 WOULD YOU SUPPORT AN APPROPRIATION OF GENERAL FUNDS TO SEE THE PUBLIC FUNDING PROGRAM CONTINUE? (check one)

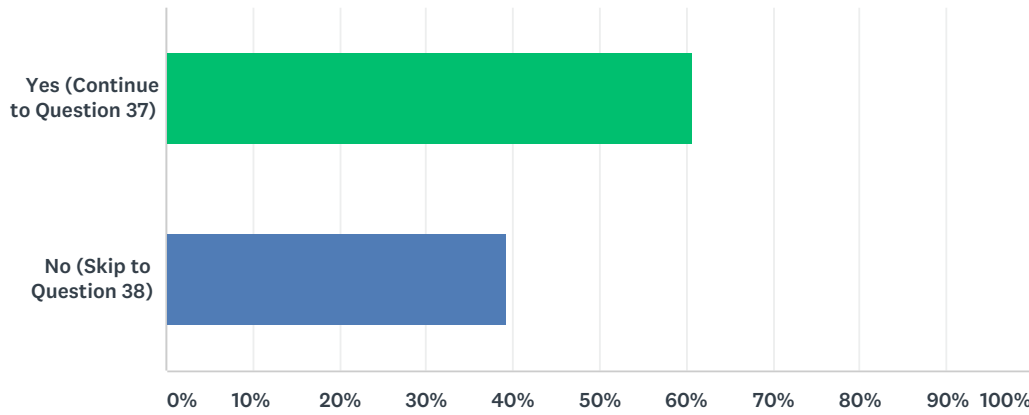
Answered: 107 Skipped: 29



ANSWER CHOICES	RESPONSES	
Yes	60.75%	65
No	39.25%	42
TOTAL		107

Q36 ARE YOU CONCERNED ABOUT NONCANDIDATE COMMITTEES MAKING SOLELY INDEPENDENT EXPENDITURES (i.e., “Super PACS”)? (check one)

Answered: 107 Skipped: 29



ANSWER CHOICES		RESPONSES	
Yes (Continue to Question 37)		60.75%	65
No (Skip to Question 38)		39.25%	42
TOTAL			107

Q37 IF SO, PLEASE NOTE YOUR CONCERNS: (Field limited to 100 characters)

Answered: 40 Skipped: 96

Q38 PLEASE FEEL FREE TO PROVIDE ANY OTHER COMMENTS CONCERNING THE CAMPAIGN SPENDING COMMISSION: (Field limited to 500 characters)

Answered: 29 Skipped: 107