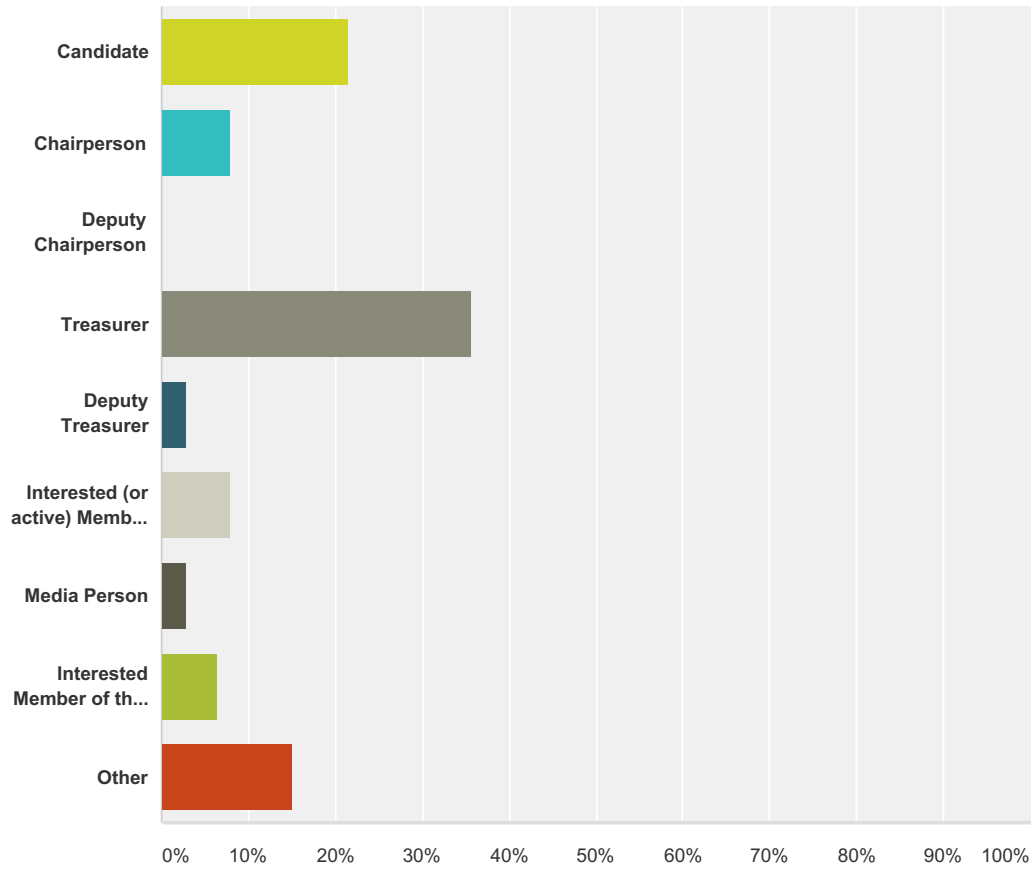


Q1 SELECT THE BEST DESCRIPTION OF YOUR 2016 RELATIONSHIP WITH THE COMMISSION BY ANSWERING THIS QUESTION: "I AM A..." (check one)

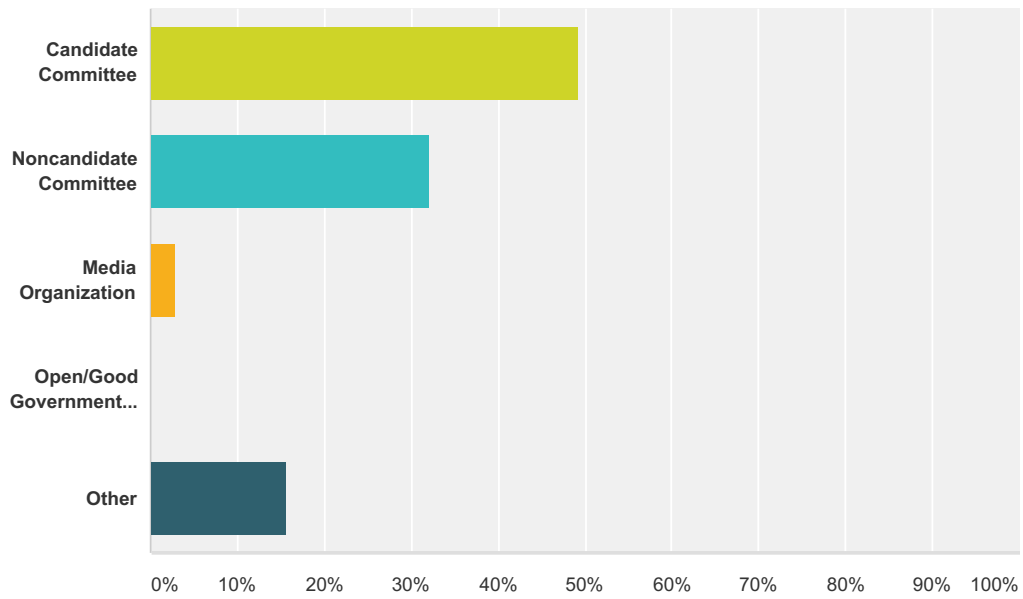
Answered: 140 Skipped: 0



Answer Choices	Responses
Candidate	21.43% 30
Chairperson	7.86% 11
Deputy Chairperson	0.00% 0
Treasurer	35.71% 50
Deputy Treasurer	2.86% 4
Interested (or active) Member of a Candidate or Noncandidate Committee but not listed on the Organizational Report	7.86% 11
Media Person	2.86% 4
Interested Member of the Public	6.43% 9
Other	15.00% 21
Total	140

Q2 I BELONG TO A: (check one)

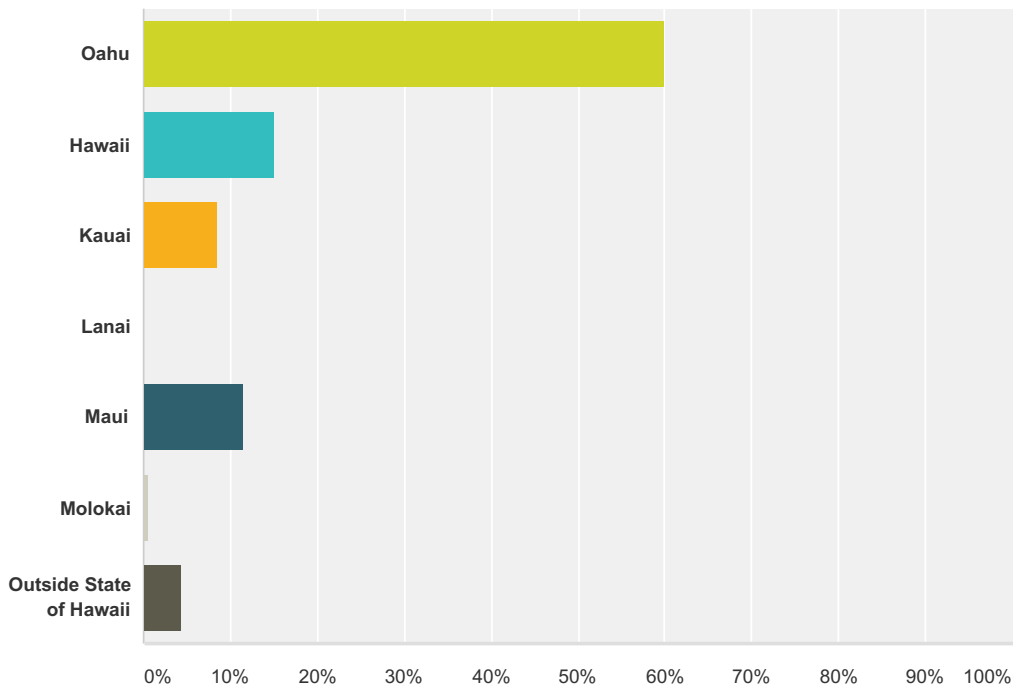
Answered: 140 Skipped: 0



Answer Choices	Responses	Count
Candidate Committee	49.29%	69
Noncandidate Committee	32.14%	45
Media Organization	2.86%	4
Open/Good Government Group	0.00%	0
Other	15.71%	22
Total		140

Q3 I AM FROM (i.e., address): (check one)

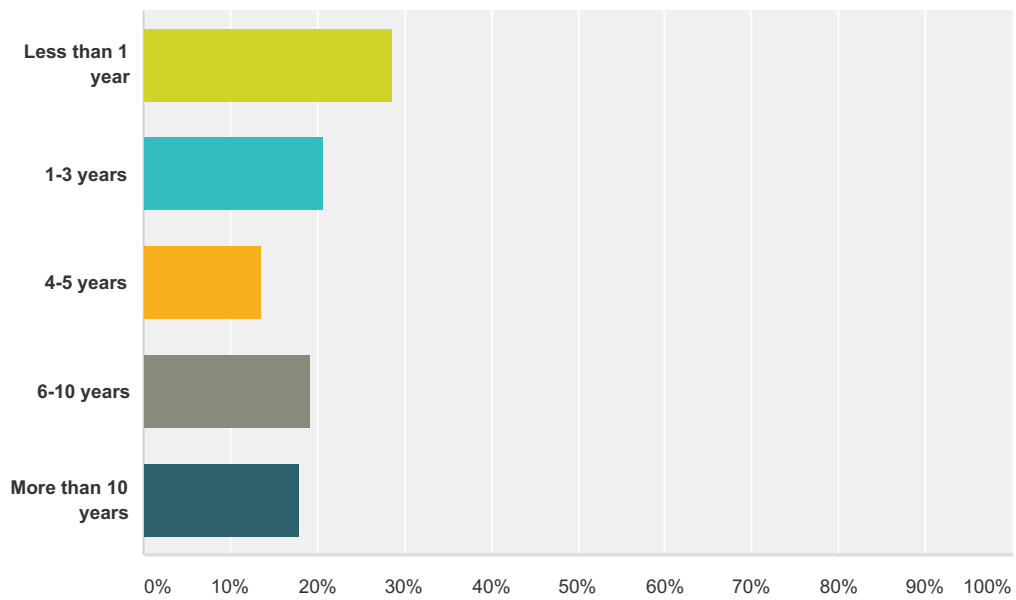
Answered: 140 Skipped: 0



Answer Choices	Responses	Count
Oahu	60.00%	84
Hawaii	15.00%	21
Kauai	8.57%	12
Lanai	0.00%	0
Maui	11.43%	16
Molokai	0.71%	1
Outside State of Hawaii	4.29%	6
Total		140

Q4 I HAVE HAD A RELATIONSHIP WITH THE COMMISSION FOR: (check one)

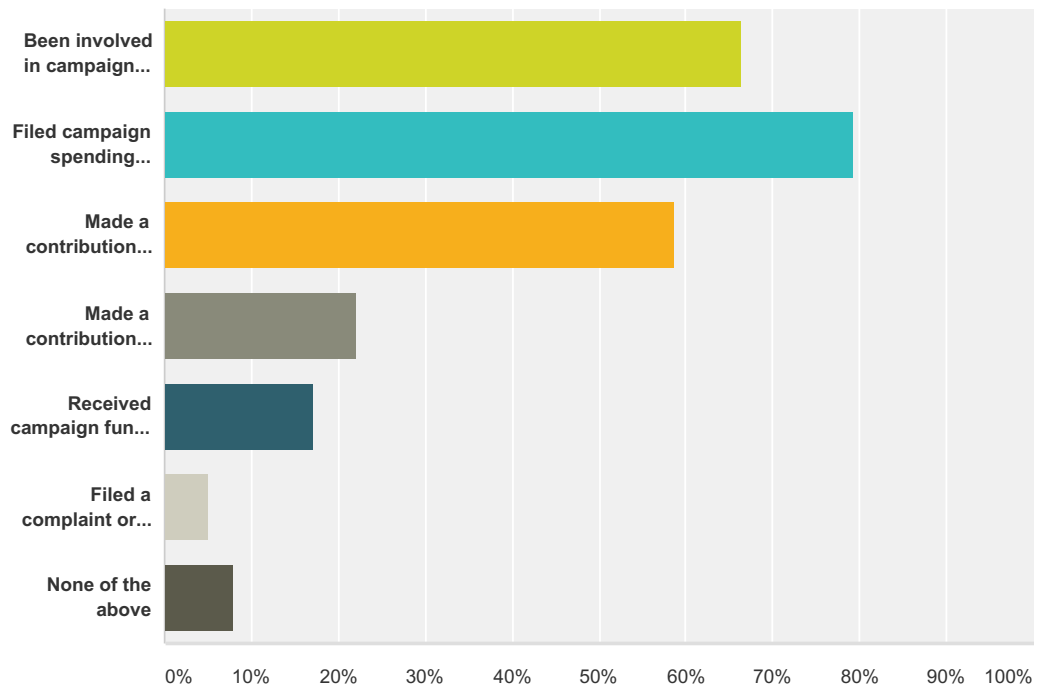
Answered: 140 Skipped: 0



Answer Choices	Responses	Count
Less than 1 year	28.57%	40
1-3 years	20.71%	29
4-5 years	13.57%	19
6-10 years	19.29%	27
More than 10 years	17.86%	25
Total		140

Q5 I HAVE DONE THE FOLLOWING: (check all that apply)

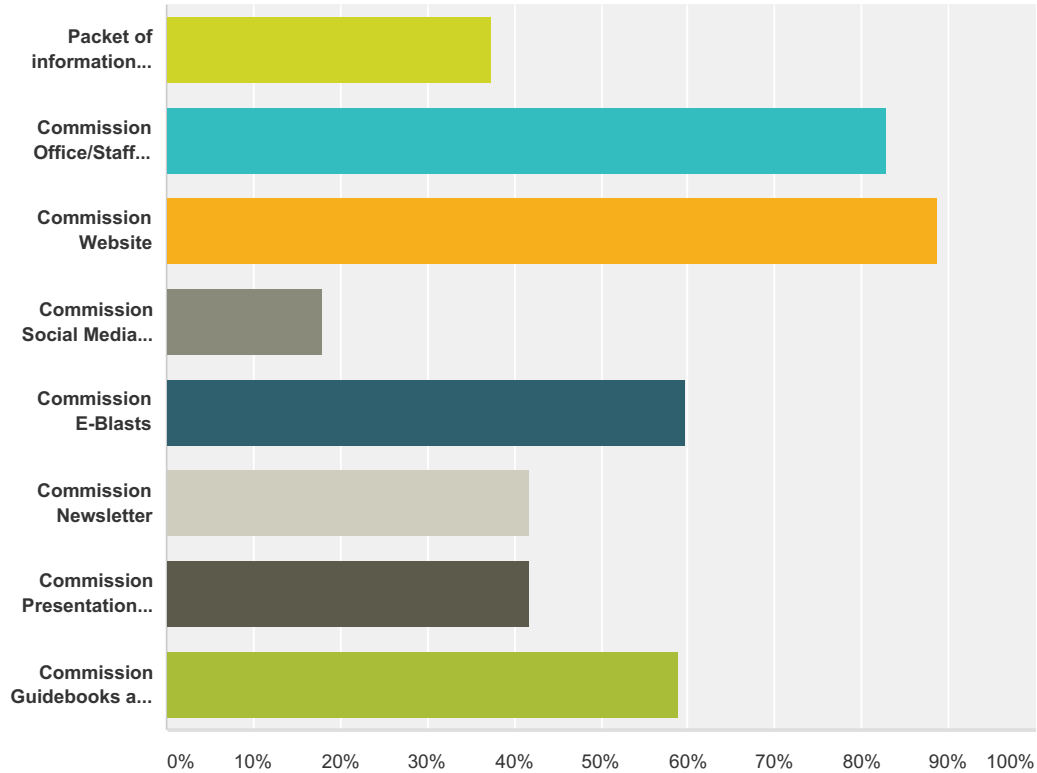
Answered: 140 Skipped: 0



Answer Choices	Responses
Been involved in campaign activities (i.e., sign-waving, door-to-door, phone bank, fundraising, etc.)	66.43% 93
Filed campaign spending reports electronically	79.29% 111
Made a contribution or loan to a candidate committee	58.57% 82
Made a contribution to a noncandidate committee	22.14% 31
Received campaign funds for a product/service provided to a candidate or noncandidate committee	17.14% 24
Filed a complaint or requested that the Commission investigate a campaign finance violation	5.00% 7
None of the above	7.86% 11
Total Respondents: 140	

Q6 I HAVE OBTAINED INFORMATION FROM THE COMMISSION FROM THE FOLLOWING SOURCES: (check all that apply)

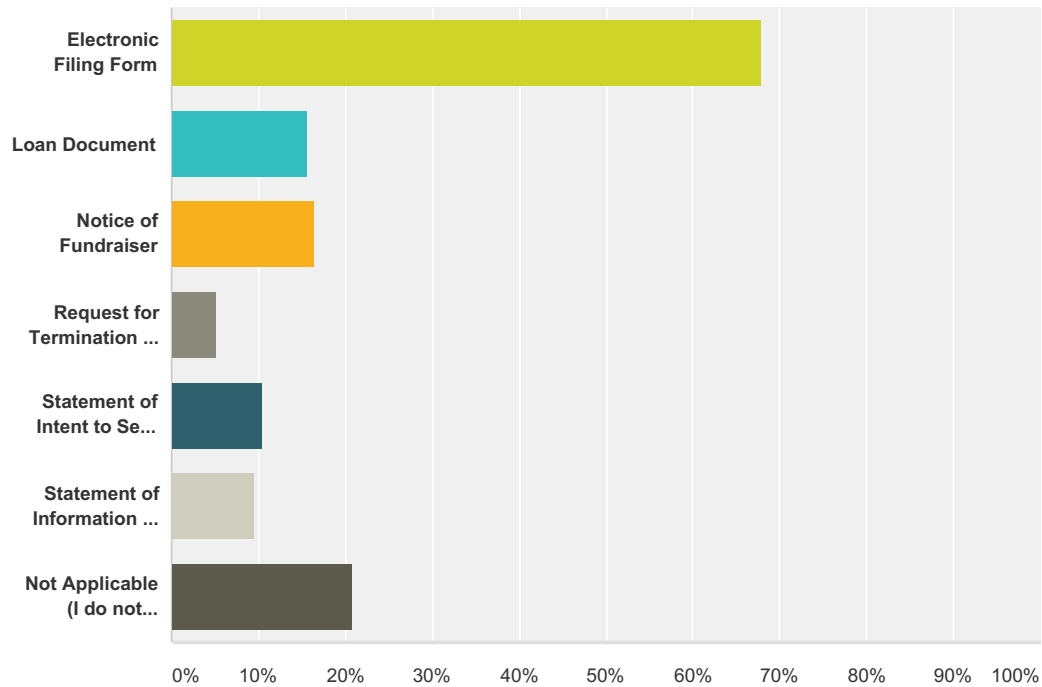
Answered: 134 Skipped: 6



Answer Choices	Responses
Packet of information received upon filing as a candidate with the Office of Elections or County Clerk's Office	37.31% 50
Commission Office/Staff (phone calls or office visits)	82.84% 111
Commission Website	88.81% 119
Commission Social Media Site (i.e., Facebook, Twitter)	17.91% 24
Commission E-Blasts	59.70% 80
Commission Newsletter	41.79% 56
Commission Presentation or Training Class	41.79% 56
Commission Guidebooks and Manuals	58.96% 79
Total Respondents: 134	

Q7 I HAVE USED eSIGN TO SUBMIT THE FOLLOWING FORMS TO THE COMMISSION (check all that apply):

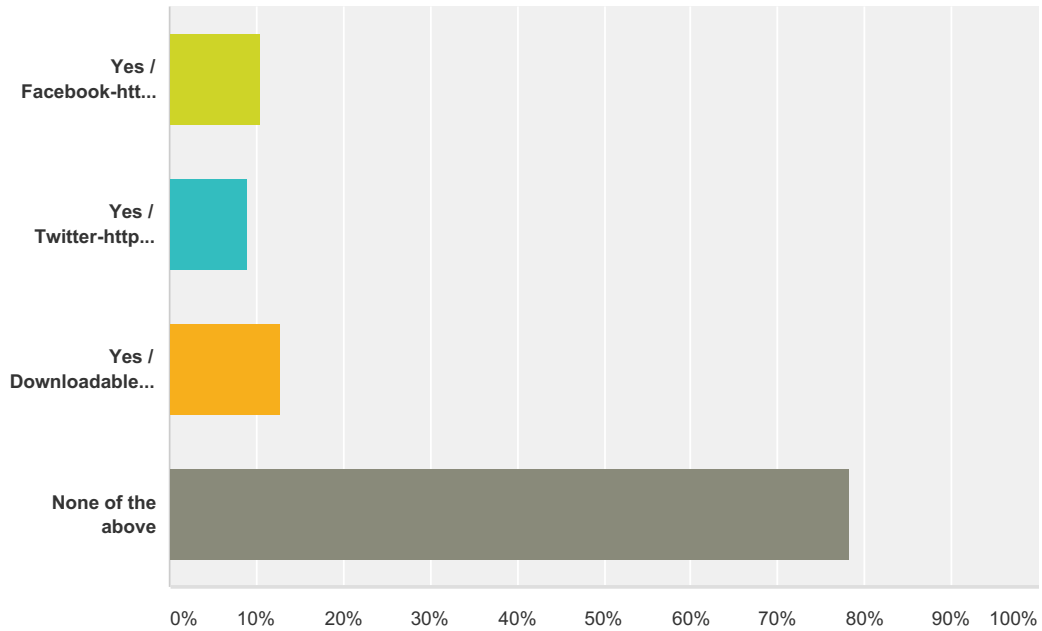
Answered: 134 Skipped: 6



Answer Choices	Responses
Electronic Filing Form	67.91% 91
Loan Document	15.67% 21
Notice of Fundraiser	16.42% 22
Request for Termination of Registration	5.22% 7
Statement of Intent to Seek Public Funds	10.45% 14
Statement of Information for Electroneering Communications	9.70% 13
Not Applicable (I do not belong to a Candidate or Noncandidate Committee)	20.90% 28
Total Respondents: 134	

Q8 I HAVE "LIKED" THE COMMISSION'S FACEBOOK PAGE, FOLLOWED ITS TWITTER PAGE AND/OR DOWNLOADED ITS CALENDAR: (check all that apply)

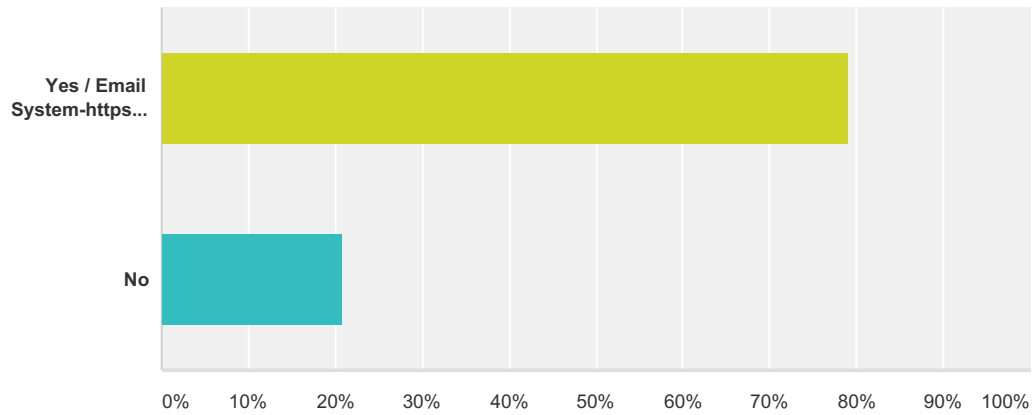
Answered: 134 Skipped: 6



Answer Choices	Responses
Yes / Facebook-http://www.facebook.com/hicsc	10.45% 14
Yes / Twitter-http://www.twitter.com/hicsc	8.96% 12
Yes / Downloadable Calendar-http://ags.hawaii.gov/campaign/commission-calendar	12.69% 17
None of the above	78.36% 105
Total Respondents: 134	

Q9 I AM AN EMAIL SUBSCRIBER AND RECEIVE E-BLASTS FROM THE COMMISSION: (check one)

Answered: 134 Skipped: 6



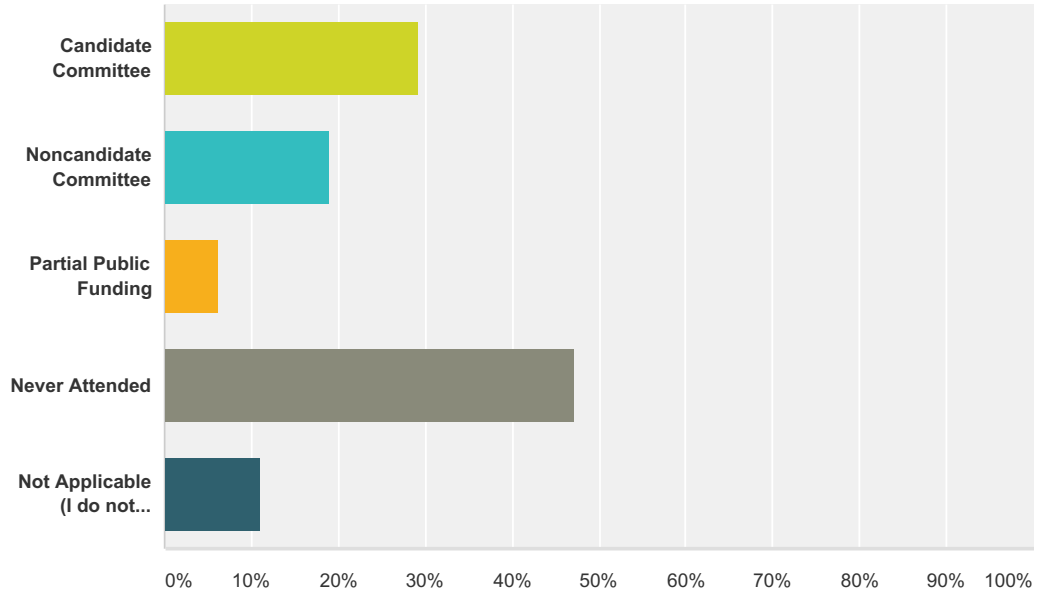
Answer Choices	Responses	
Yes / Email System- https://csc.hawaii.gov/CSCEmail/Public_Report/PublicSubscribe.php	79.10%	106
No	20.90%	28
Total		134

**Q10 LET US KNOW IF YOU HAVE ANY
SUGGESTIONS ON HOW THE COMMISSION
CAN BETTER ENGAGE OR COMMUNICATE
WITH YOU: (Field limited to 250 characters)**

Answered: 43 Skipped: 97

Q11 I HAVE ATTENDED THE FOLLOWING TRAINING CLASSES HELD BY THE COMMISSION: (check all that apply)

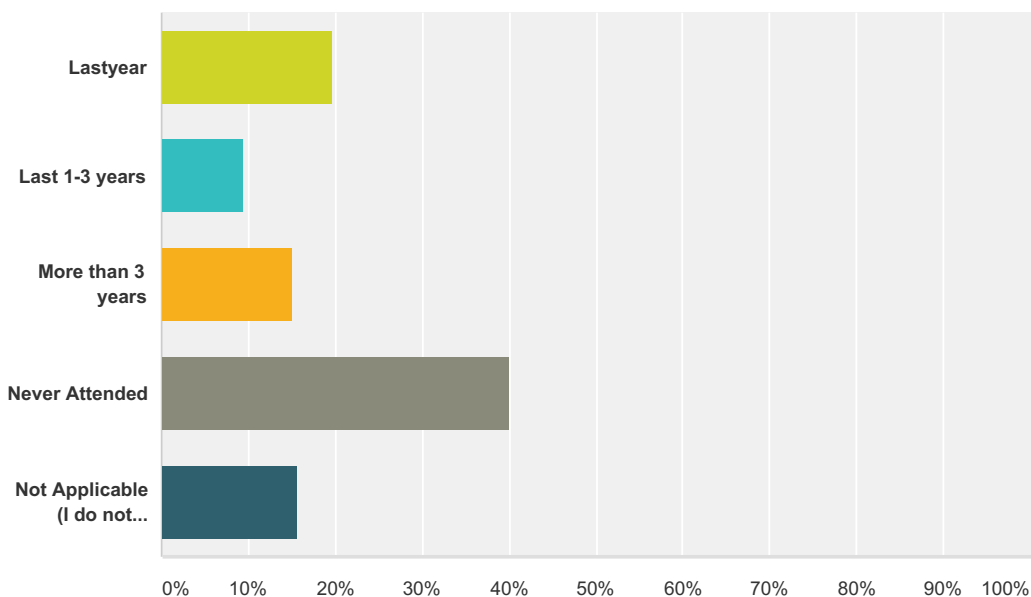
Answered: 127 Skipped: 13



Answer Choices	Responses
Candidate Committee	29.13% 37
Noncandidate Committee	18.90% 24
Partial Public Funding	6.30% 8
Never Attended	47.24% 60
Not Applicable (I do not belong to a Candidate or Noncandidate Committee)	11.02% 14
Total Respondents: 127	

Q12 WHEN DID YOU LAST ATTEND A TRAINING CLASS: (check one)

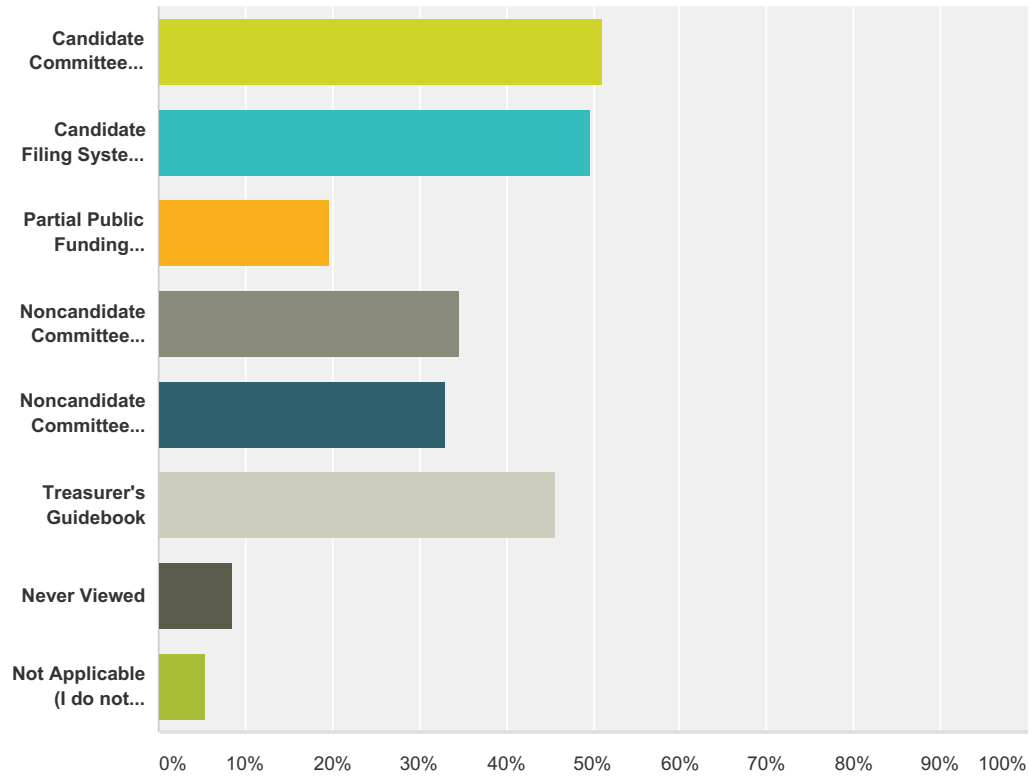
Answered: 127 Skipped: 13



Answer Choices	Responses
Lastyear	19.69% 25
Last 1-3 years	9.45% 12
More than 3 years	14.96% 19
Never Attended	40.16% 51
Not Applicable (I do not belong to a Candidate or Noncandidate Committee)	15.75% 20
Total	127

Q13 I HAVE ACCESSED AND VIEWED THE FOLLOWING GUIDEBOOKS AND/OR MANUALS ON THE COMMISSION'S WEBSITE: (check all that apply)

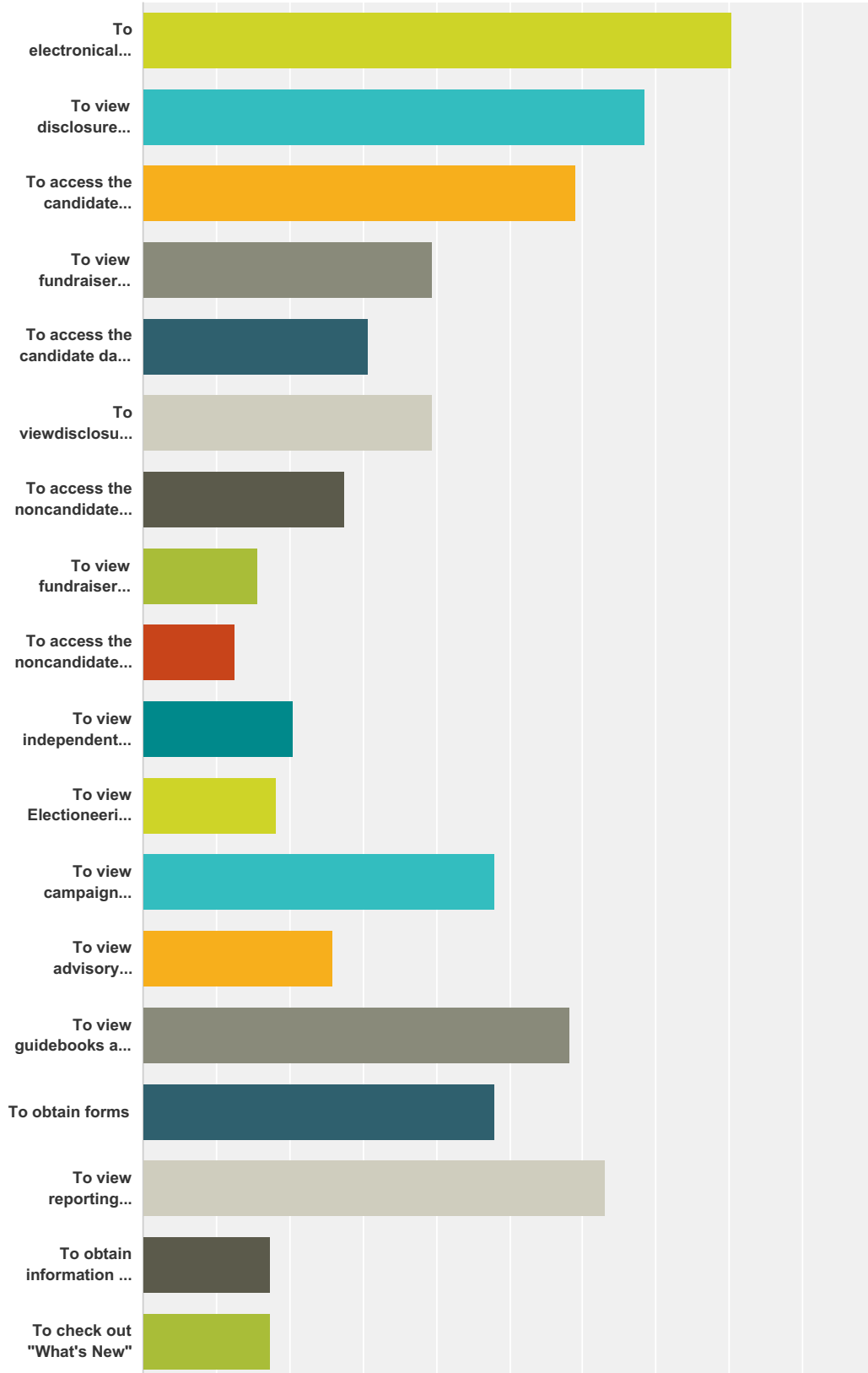
Answered: 127 Skipped: 13

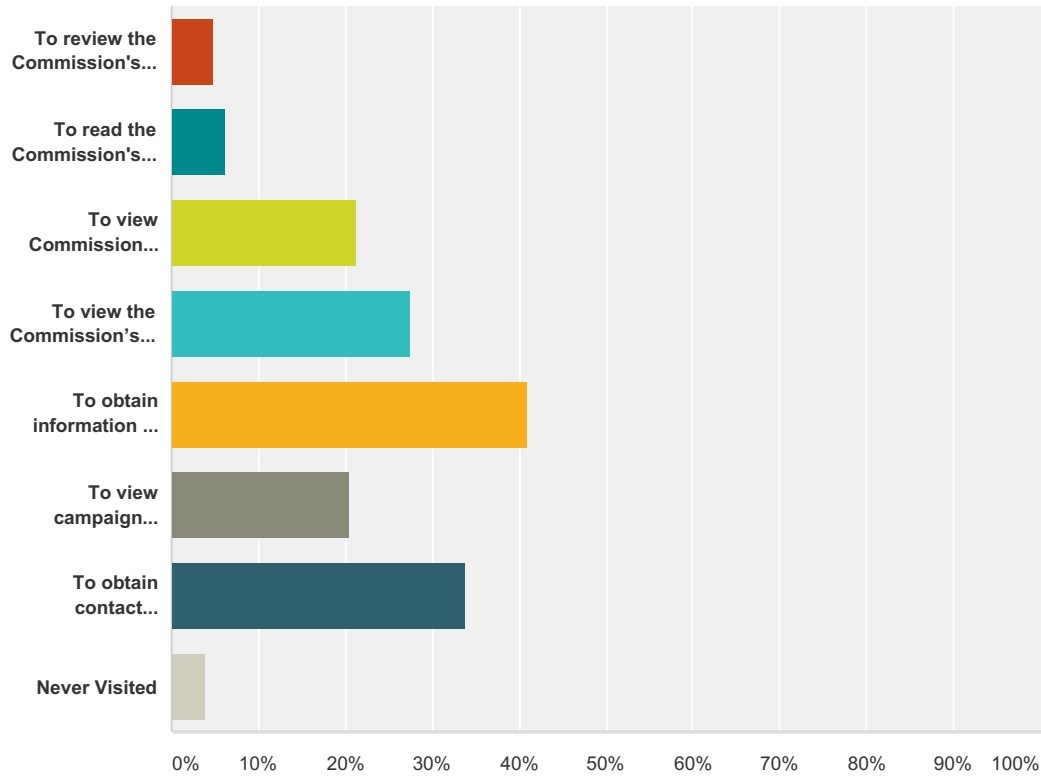


Answer Choices	Responses
Candidate Committee Guidebook	51.18% 65
Candidate Filing System Manual	49.61% 63
Partial Public Funding Guidebook	19.69% 25
Noncandidate Committee Guidebook	34.65% 44
Noncandidate Committee Filing System Manual	33.07% 42
Treasurer's Guidebook	45.67% 58
Never Viewed	8.66% 11
Not Applicable (I do not belong to a Candidate or Noncandidate Committee)	5.51% 7
Total Respondents: 127	

Q14 I HAVE VISITED THE COMMISSION'S WEBSITE FOR THE FOLLOWING REASONS: (check all that apply)

Answered: 127 Skipped: 13





Answer Choices	Responses	Count
To electronically file disclosure reports	80.31%	102
To view disclosure reports filed by candidate committees	68.50%	87
To access the candidate searchable database	59.06%	75
To view fundraiser notices filed by candidate committees	39.37%	50
To access the candidate data visualization app and view charts	30.71%	39
To view disclosure reports filed by noncandidate committees	39.37%	50
To access the noncandidate committee searchable database	27.56%	35
To view fundraiser notices filed by noncandidate committees	15.75%	20
To access the noncandidate committee data visualization app and view charts	12.60%	16
To view independent expenditure committee (Super PAC) information	20.47%	26
To view Electioneering Communications	18.11%	23
To view campaign finance laws and rules	48.03%	61
To view advisory opinions	25.98%	33
To view guidebooks and manuals	58.27%	74
To obtain forms	48.03%	61
To view reporting schedules	62.99%	80
To obtain information on public funding	17.32%	22
To check out "What's New"	17.32%	22

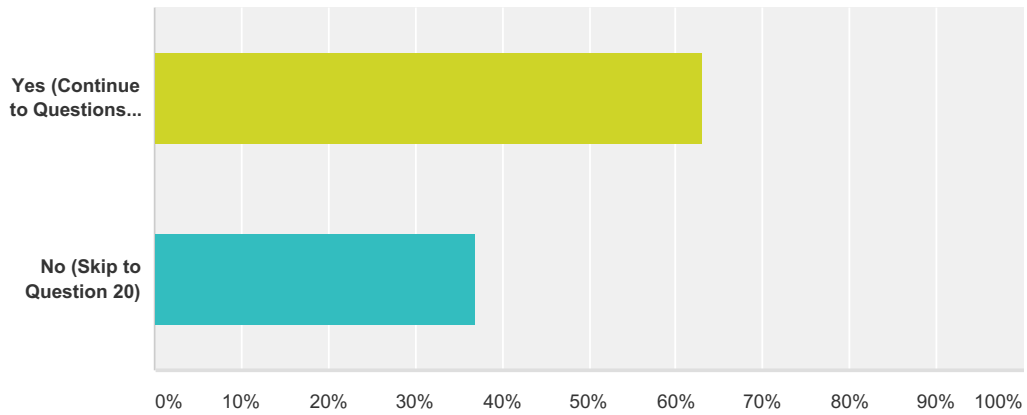
To review the Commission's Strategic Plan	4.72%	6
To read the Commission's Annual Reports	6.30%	8
To view Commission meeting agendas and/or minutes	21.26%	27
To view the Commission's newsletters	27.56%	35
To obtain information on contribution limits	40.94%	52
To view campaign finance statistics from past elections	20.47%	26
To obtain contact information for the Commission	33.86%	43
Never Visited	3.94%	5
Total Respondents: 127		

**Q15 ARE THERE OTHER AREAS YOU
WOULD LIKE TO SEE ON THE
COMMISSION'S WEBSITE? (Field limited to
100 characters)**

Answered: 17 Skipped: 123

Q16 HAVE YOU USED THE COMMISSION'S SEARCHABLE DATABASE ON THE COMMISSION'S WEBSITE? (check one)

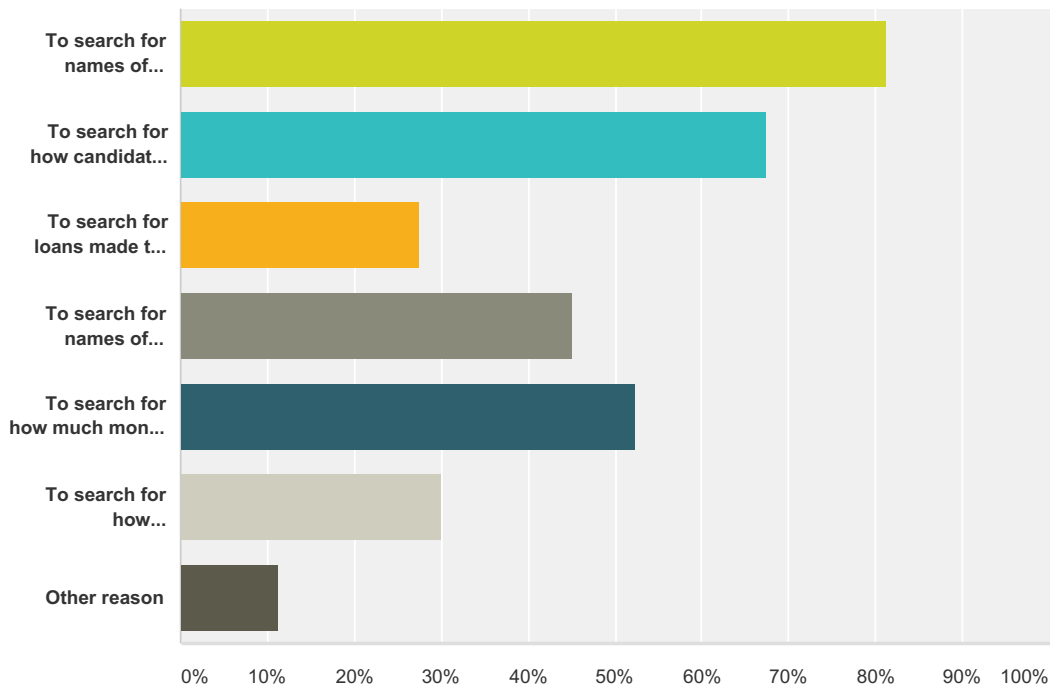
Answered: 127 Skipped: 13



Answer Choices	Responses	Count
Yes (Continue to Questions 17 and 18)	62.99%	80
No (Skip to Question 20)	37.01%	47
Total		127

Q17 IF SO, WHAT DID YOU USE IT FOR? (check all that apply)

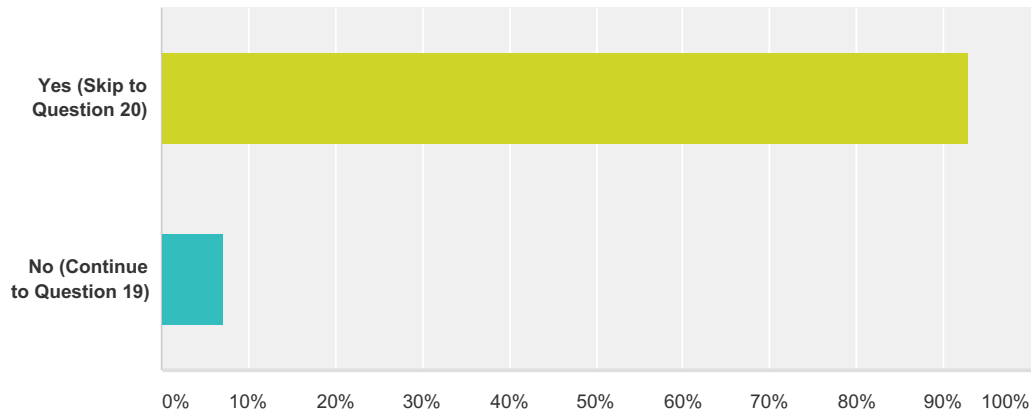
Answered: 80 Skipped: 60



Answer Choices	Responses
To search for names of contributors who gave money to candidates and how much they gave	81.25% 65
To search for how candidates spent/expended their campaign funds	67.50% 54
To search for loans made to candidates and how much the loans were for	27.50% 22
To search for names of contributors who gave money to noncandidate committees including noncandidate committees making solely independent expenditures or Super PACs	45.00% 36
To search for how much money noncandidate committees gave to candidates	52.50% 42
To search for how noncandidate committees and Super PACs spent/expended their money	30.00% 24
Other reason	11.25% 9
Total Respondents: 80	

Q18 IF SO, DID YOU FIND THE SEARCHABLE DATABASE HELPFUL? (check one)

Answered: 84 Skipped: 56



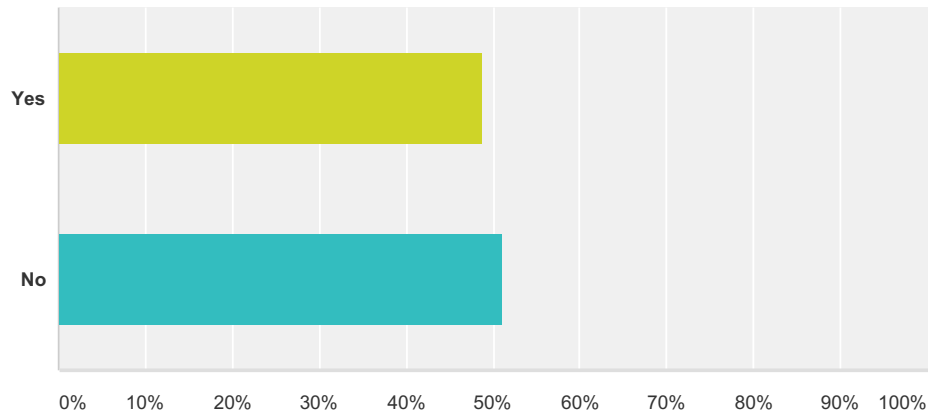
Answer Choices	Responses	
Yes (Skip to Question 20)	92.86%	78
No (Continue to Question 19)	7.14%	6
Total		84

**Q19 IF YOU DID NOT FIND THE
SEARCHABLE DATABASE HELPFUL,
PLEASE EXPLAIN WHY AND LET US KNOW
WHAT YOU WOULD LIKE TO SEE: (Field
limited to 100 characters)**

Answered: 7 Skipped: 133

Q20 WOULD YOU USE THE SEARCHABLE DATABASE TO VIEW A CANDIDATE'S DATA BEFORE YOU VOTE? (check one)

Answered: 127 Skipped: 13



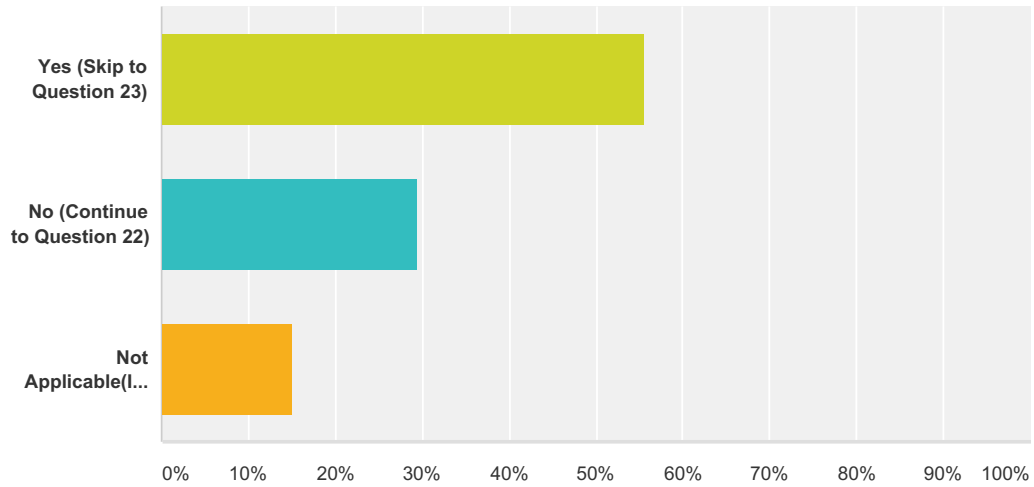
Answer Choices	Responses	
Yes	48.82%	62
No	51.18%	65
Total		127

**Q21 PLEASE IDENTIFY ANY COMMISSION
TRAINING CLASS, GUIDEBOOK/MANUAL
OR OTHER RESOURCE WHICH YOU HAVE
FOUND HELPFUL AND TELL US WHY:
(Field limited to 250 characters)**

Answered: 30 Skipped: 110

Q22 AS A REGISTERED COMMITTEE WITH THE COMMISSION, HAVE YOU ALWAYS FILED YOUR DISCLOSURE REPORTS ON TIME? (check one)

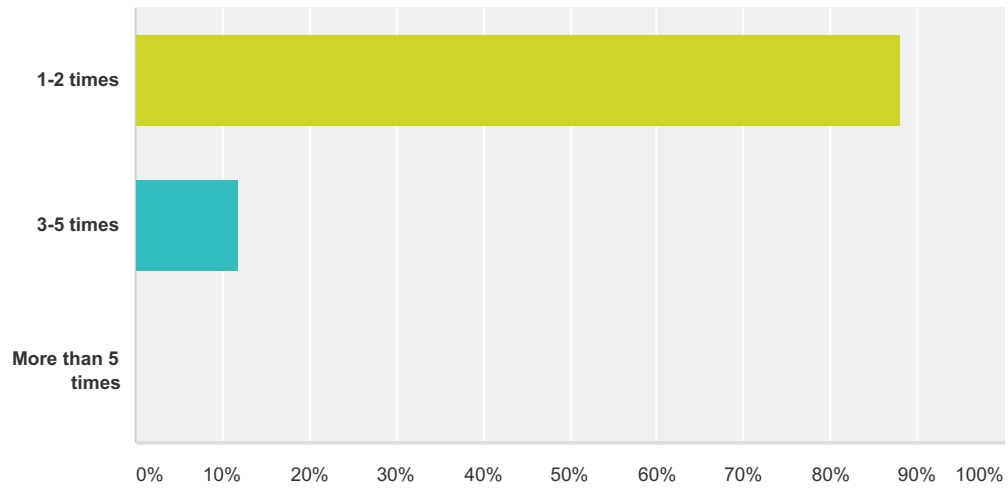
Answered: 126 Skipped: 14



Answer Choices	Responses	
Yes (Skip to Question 23)	55.56%	70
No (Continue to Question 22)	29.37%	37
Not Applicable(I do not belong to a Candidate or Noncandidate Committee)	15.08%	19
Total		126

Q23 IF NOT, HOW MANY TIMES HAS YOUR COMMITTEE FILED LATE DISCLOSURE REPORTS? (check one)

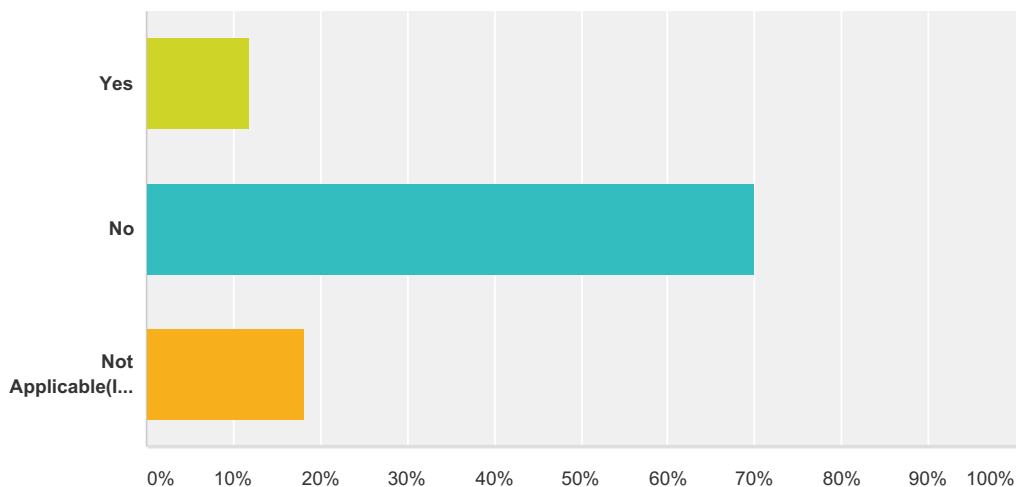
Answered: 42 Skipped: 98



Answer Choices	Responses	
1-2 times	88.10%	37
3-5 times	11.90%	5
More than 5 times	0.00%	0
Total		42

**Q24 AS A REGISTERED COMMITTEE WITH THE COMMISSION, HAVE YOU EVER ENTERED INTO A CONCILIATION AGREEMENT WITH THE COMMISSION?
(check one)**

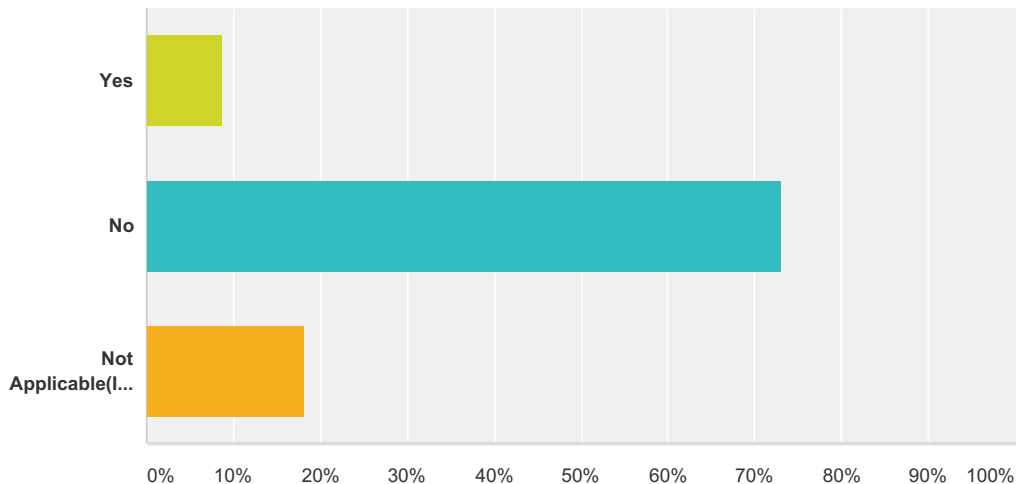
Answered: 126 Skipped: 14



Answer Choices	Responses
Yes	11.90% 15
No	69.84% 88
Not Applicable(I do not belong to a Candidate or Noncandidate Committee)	18.25% 23
Total	126

Q25 AS A REGISTERED COMMITTEE WITH THE COMMISSION, HAVE YOU EVER HAD AN ADMINISTRATIVE COMPLAINT FILED AGAINST YOU AND BROUGHT BEFORE THE COMMISSION? (check one)

Answered: 126 Skipped: 14



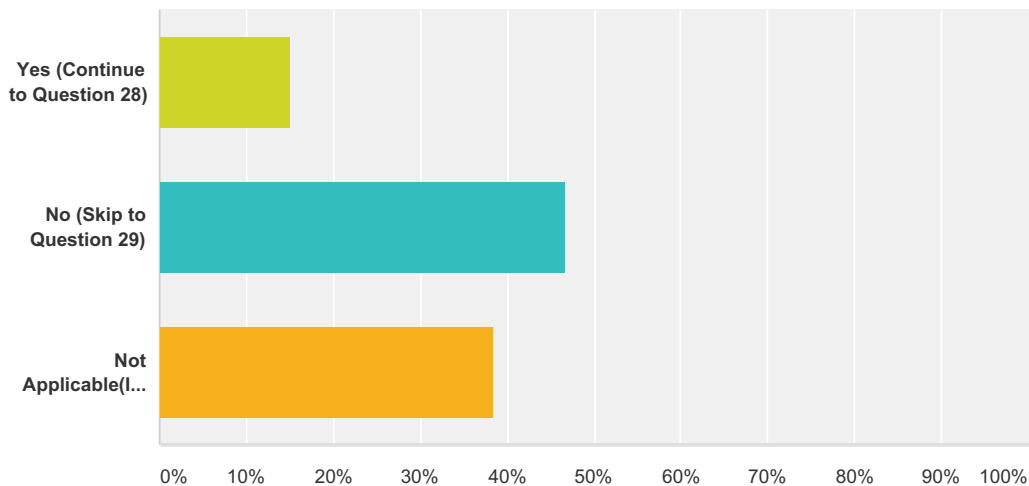
Answer Choices	Responses
Yes	8.73% 11
No	73.02% 92
Not Applicable(I do not belong to a Candidate or Noncandidate Committee)	18.25% 23
Total	126

**Q26 DO YOU HAVE ANY COMMENTS OR
FEEDBACK CONCERNING THE
COMMISSION'S ENFORCEMENT ACTION
REGARDING THE LATE FILING OF
REPORTS OR ANY OTHER MATTERS?
(Field limited to 250 characters)**

Answered: 23 Skipped: 117

Q27 AS A CANDIDATE COMMITTEE, HAVE YOU EVER QUALIFIED FOR AND RECEIVED PUBLIC FUNDING? (check one)

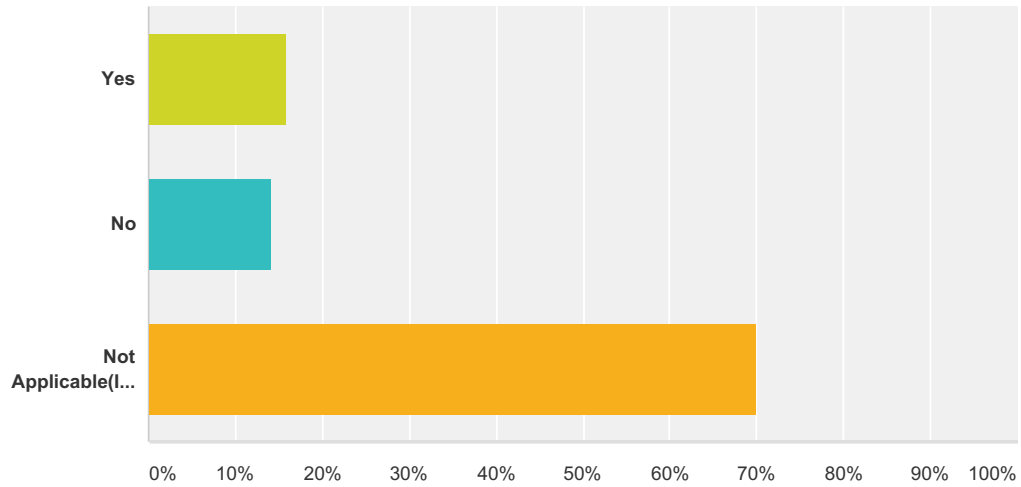
Answered: 120 Skipped: 20



Answer Choices	Responses
Yes (Continue to Question 28)	15.00% 18
No (Skip to Question 29)	46.67% 56
Not Applicable(I do not belong to a Candidate Committee)	38.33% 46
Total	120

Q28 IF SO, DID YOUR COMMITTEE RECEIVE THE MAXIMUM AMOUNT PERMITTED FOR THE OFFICE THAT THE CANDIDATE WAS SEEKING? (check one)

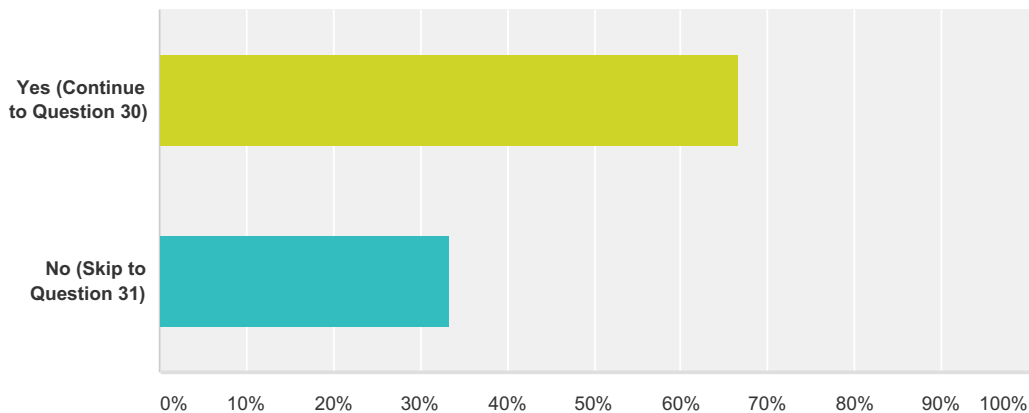
Answered: 63 Skipped: 77



Answer Choices	Responses
Yes	15.87% 10
No	14.29% 9
Not Applicable(I do not belong to a Candidate Committee)	69.84% 44
Total	63

Q29 DO YOU SUPPORT PUBLIC FUNDING FOR QUALIFIED CANDIDATES TO USE IN THEIR CAMPAIGNS? (check one)

Answered: 120 Skipped: 20



Answer Choices	Responses
Yes (Continue to Question 30)	66.67% 80
No (Skip to Question 31)	33.33% 40
Total	120

Q30 IF SO, WHY: (Field limited to 100 characters)

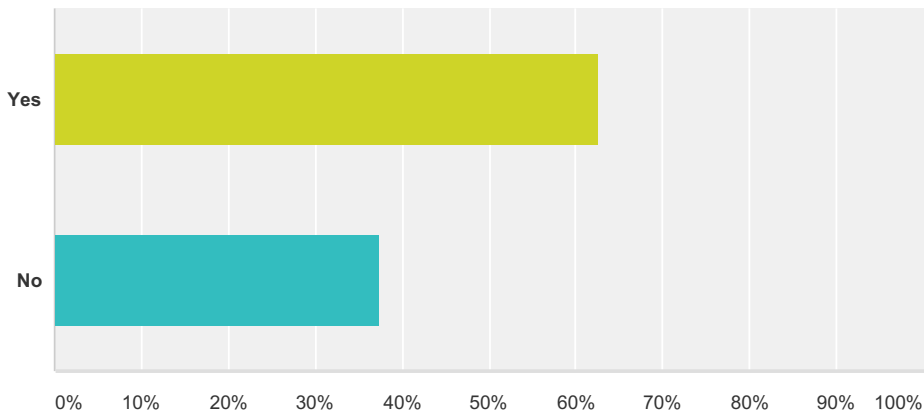
Answered: 44 Skipped: 96

Q31 IF NOT, WHY: (Field limited to 100 characters)

Answered: 17 Skipped: 123

Q32 DID YOU KNOW THAT THE COMMISSION'S OPERATIONS AND PUBLIC FUNDING PROGRAM ARE DEPENDENT ON THE \$3 CHECK-OFF ON YOUR STATE INCOME TAX FORM? (check one)

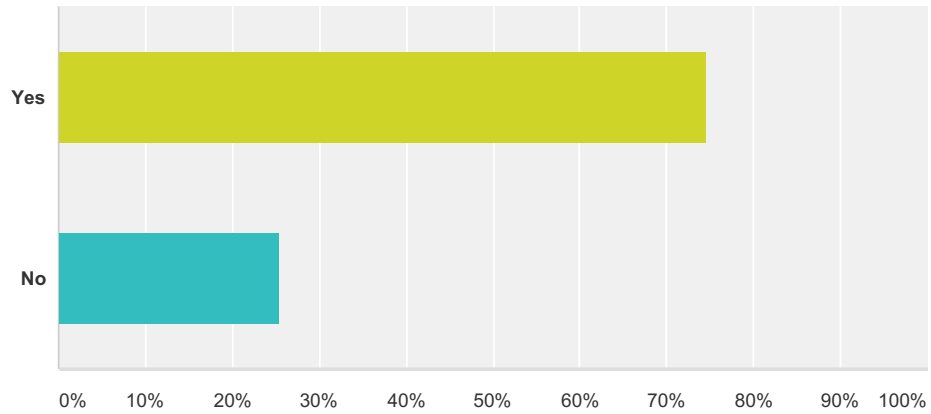
Answered: 118 Skipped: 22



Answer Choices	Responses
Yes	62.71% 74
No	37.29% 44
Total	118

Q33 DID YOU KNOW THAT CHECKING THE \$3 CHECK-OFF DOES NOT INCREASE YOUR TAX LIABILITY OR DECREASE YOUR REFUND? (check one)

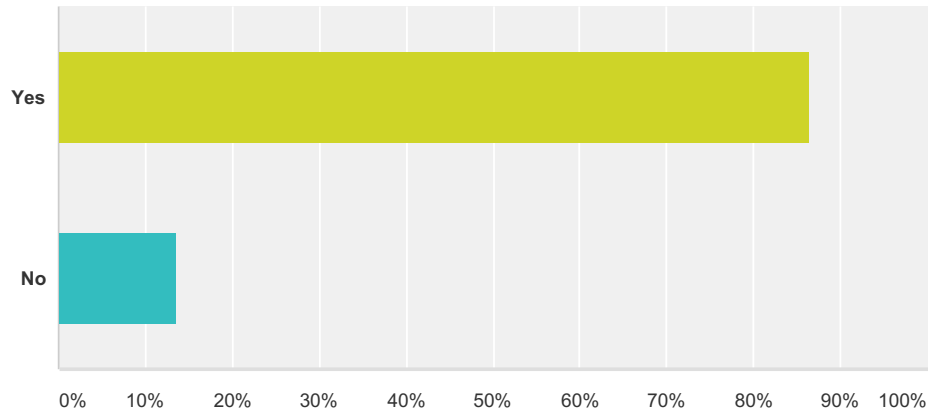
Answered: 118 Skipped: 22



Answer Choices	Responses
Yes	74.58% 88
No	25.42% 30
Total	118

Q34 WILL YOU PLEASE HELP US AND REMEMBER TO CHECK THE \$3 CHECK-OFF ON YOUR NEXT STATE INCOME TAX FORM? (check one)

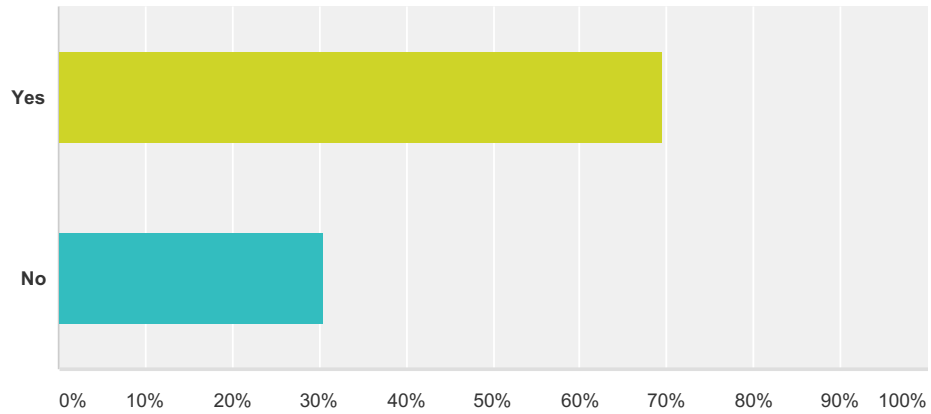
Answered: 118 Skipped: 22



Answer Choices	Responses
Yes	86.44% 102
No	13.56% 16
Total	118

Q35 WOULD YOU SUPPORT AN APPROPRIATION OF GENERAL FUNDS TO SEE THE PUBLIC FUNDING PROGRAM CONTINUE? (check one)

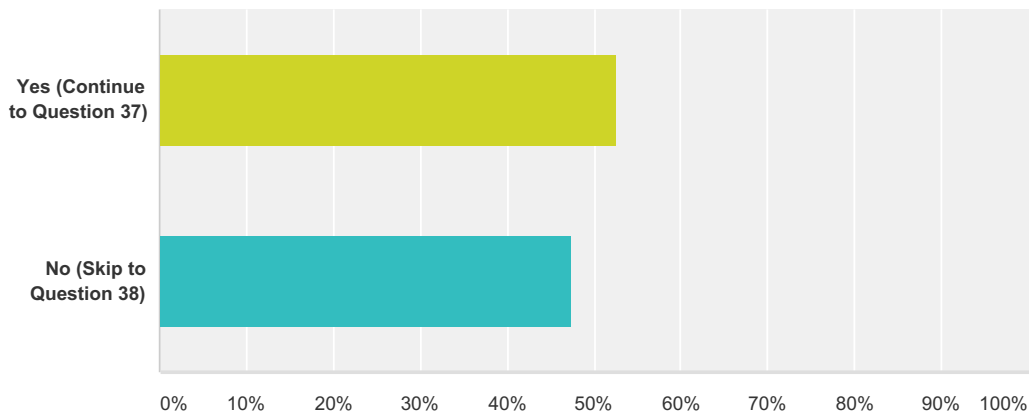
Answered: 118 Skipped: 22



Answer Choices	Responses
Yes	69.49% 82
No	30.51% 36
Total	118

**Q36 ARE YOU CONCERNED ABOUT
NONCANDIDATE COMMITTEES MAKING
SOLELY INDEPENDENT EXPENDITURES
(i.e., “Super PACS”)? (check one)**

Answered: 118 Skipped: 22



Answer Choices	Responses
Yes (Continue to Question 37)	52.54% 62
No (Skip to Question 38)	47.46% 56
Total	118

Q37 IF SO, PLEASE NOTE YOUR CONCERNS: (Field limited to 100 characters)

Answered: 32 Skipped: 108

**Q38 PLEASE FEEL FREE TO PROVIDE ANY
OTHER COMMENTS CONCERNING THE
CAMPAIGN SPENDING COMMISSION: (Field
limited to 500 characters)**

Answered: 26 Skipped: 114