



















1. I AM A: (check one)

		Response Percent	Response Count
Candidate		23.7%	27
Chairperson		1.8%	2
Deputy Chairperson		0.0%	0
Treasurer		38.6%	44
Deputy Treasurer		4.4%	5
Member of Media		1.8%	2
Member of Open/Good Government Group		0.9%	1
Other		28.9%	33
		answered question	114
		skipped question	0

2. I BELONG TO A: (check one)

		Response Percent	Response Count
Candidate Committee		51.8%	59
Noncandidate Committee		20.2%	23
Corporation		5.3%	6
Media Outlet		1.8%	2
Open/Good Government Group		1.8%	2
N/A		19.3%	22
answered question			114
skipped question			0













3. I AM FROM (i.e., address): (check one)

		Response Percent	Response Count
Oahu		63.2%	72
Hawaii		19.3%	22
Kauai		4.4%	5
Lanai		0.0%	0
Maui		6.1%	7
Molokai		0.0%	0
Outside State of Hawaii		7.0%	8
answered question			114
skipped question			0

**4. AS A COMMITTEE/CORPORATION, WE HAVE FILED CAMPAIGN SPENDING REPORTS SINCE:
(enter year or approximate year as YYYY)**

	Response Count
	79
answered question	79
skipped question	35



**5. I HAVE OBTAINED CAMPAIGN SPENDING INFORMATION FROM THE FOLLOWING SOURCES:
(check all that apply)**

		Response Percent	Response Count
Packet of material received upon filing as a candidate with the Office of Elections or County Clerk's Office		45.5%	46
Commission Office/Staff		66.3%	67
Commission Website		81.2%	82
Commission Social Media Site (i.e., Facebook, Twitter)		8.9%	9
Commission Email System		34.7%	35
Commission Newsletter		41.6%	42
Commission Training Class		28.7%	29
Political Party		4.0%	4
Trade Organization, Association or Union		3.0%	3
Attorney		5.0%	5
Certified Public Accountant		2.0%	2
Paid Consultant		2.0%	2
Other (please specify) (Field limited to 50 characters)			4



answered question 101

skipped question 13



6. I HAVE CALLED THE COMMISSION OFFICE TO OBTAIN INFORMATION: (check one)

		Response Percent	Response Count
Yes		88.1%	89
No		11.9%	12
answered question			101
skipped question			13



7. I HAVE VISITED THE COMMISSION OFFICE TO OBTAIN INFORMATION: (check one)

		Response Percent	Response Count
Yes		43.6%	44
No		56.4%	57
answered question			101
skipped question			13



8. I HAVE "LIKED" THE COMMISSION'S FACEBOOK PAGE: (check one)

		Response Percent	Response Count
Yes (Continue to Question 9)		16.8%	17
No (Skip to Question 10)		83.2%	84
answered question			101
skipped question			13



9. IF SO, DO YOU FIND THE COMMISSION'S FACEBOOK POSTS TO BE INFORMATIVE AND HELPFUL: (check one)

		Response Percent	Response Count
Yes		80.0%	16
No		20.0%	4
answered question			20
skipped question			94



10. IF NOT, DO YOU PLAN TO "LIKE" THE COMMISSION'S FACEBOOK PAGE AT FACEBOOK.COM/HICSC: (check one)

		Response Percent	Response Count
Yes		33.3%	27
No		66.7%	54
answered question			81
skipped question			33



11. I AM "FOLLOWING" THE COMMISSION'S TWITTER PAGE: (check one)

		Response Percent	Response Count
Yes (Continue to Question 12)		5.9%	6
No (Skip to Question 13)		94.1%	95
answered question			101
skipped question			13



12. IF SO, DO YOU FIND THE COMMISSION'S TWITTERS POSTS ("TWEETS") TO BE INFORMATIVE AND HELPFUL: (check one)

		Response Percent	Response Count
Yes		66.7%	6
No		33.3%	3
answered question			9
skipped question			105




13. IF NOT, DO YOU PLAN TO "FOLLOW" THE COMMISSION'S TWITTER PAGE AT TWITTER.COM/HICSC: (check one)

		Response Percent	Response Count
Yes		15.6%	14
No		84.4%	76
answered question			90
skipped question			24



14. I HAVE "SUBSCRIBED" TO THE COMMISSION'S EMAIL SYSTEM TO RECEIVE EMAILS FROM THE COMMISSION: (check one)

		Response Percent	Response Count
Yes (Continue to Question 15)		52.5%	53
No (Skip to Question 16)		47.5%	48
answered question			101
skipped question			13





**15. IF SO, DO YOU FIND THE COMMISSION'S EMAILS TO BE INFORMATIVE AND HELPFUL:
(check one)**

		Response Percent	Response Count
Yes		70.5%	43
No		3.3%	2
Not Sure		26.2%	16
answered question			61
skipped question			53

16. IF NOT, DO YOU PLAN TO "SUBSCRIBE" TO THE COMMISSION'S EMAIL SYSTEM: (check one)

		Response Percent	Response Count
Yes		69.2%	36
No		30.8%	16
answered question			52
skipped question			62

17. WITH RESPECT TO THE COMMISSION'S BIENNIAL NEWSLETTER, PLEASE SELECT THE APPROPRIATE RESPONSE: (check one)

		Response Percent	Response Count
I receive and read the newsletter and would like the Commission to continue publishing the newsletter		53.5%	54
I receive the newsletter but for whatever reason I do not read the newsletter		3.0%	3
I do not receive the newsletter, but I plan to subscribe to the e-newsletter		24.8%	25
I am indifferent on this matter		18.8%	19
Other (please specify) (Field limited to 50 characters)			5

answered question	101
skipped question	13

18. LET US KNOW IF YOU HAVE ANY SUGGESTIONS ON HOW THE COMMISSION CAN IMPROVE OUR COMMUNICATION WITH YOU: (Field limited to 250 characters)

	Response Count
	22
answered question	22
skipped question	92







**19. I HAVE ATTENDED THE FOLLOWING TRAINING CLASSES HELD BY THE COMMISSION:
(check all that apply)**

		Response Percent	Response Count
Candidate Committee		27.0%	27
Noncandidate Committee		8.0%	8
Partial Public Funding		3.0%	3
Hawaii County Council Comprehensive Public Funding		4.0%	4
Electronic Filing System		18.0%	18
Never Attended		51.0%	51
N/A		15.0%	15
answered question			100
skipped question			14

20. IF YOU ATTENDED TRAINING, WHEN DID YOU LAST ATTEND: (check one)

		Response Percent	Response Count
Last 6 months		11.0%	11
Last 1-3 years		12.0%	12
More than 3 years ago		12.0%	12
N/A		65.0%	65
answered question			100
skipped question			14

21. IF YOU NEVER ATTENDED TRAINING, PLEASE INDICATE WHY: (check all that apply)

		Response Percent	Response Count
Training not offered at a time compatible with my schedule		22.0%	22
Training not at a convenient location		7.0%	7
Did not know about the training		17.0%	17
I prefer to obtain campaign spending information from other sources (i.e., Commission Website, Guidebooks, E-Learning Videos, etc.)		14.0%	14
No interest		6.0%	6
N/A		44.0%	44
Other (please specify) (Field limited to 50 characters)			4
answered question			100
skipped question			14











**22. I HAVE VIEWED THE FOLLOWING E-LEARNING VIDEOS ON THE COMMISSION'S WEBSITE:
(check all that pply)**

		Response Percent	Response Count
Candidate Committee		13.0%	13
Noncandidate Committee		4.0%	4
Partial Public Funding		6.0%	6
Hawaii County Council Comprehensive Public Funding		1.0%	1
Never Viewed		71.0%	71
N/A		13.0%	13
answered question			100
skipped question			14




**23. IF THE E-LEARNING VIDEOS WERE NEVER VIEWED, DID YOU KNOW THEY WERE
AVAILABLE ON THE COMMISSION'S WEBSITE: (check one)**

		Response Percent	Response Count
Yes		23.0%	23
No		57.0%	57
N/A		20.0%	20
answered question			100
skipped question			14

















24. I HAVE VIEWED THE FOLLOWING GUIDEBOOKS ON THE COMMISSION'S WEBSITE: (check all that apply)






		Response Percent	Response Count
Candidate Committee		51.0%	51
Treasurer		47.0%	47
Noncandidate Committee		25.0%	25
Partial Public Funding		17.0%	17
Hawaii County Council Comprehensive Public Funding		13.0%	13
Candidate Filing System		39.0%	39
Noncandidate Committee Filing System		15.0%	15
Corporate Reporting System		11.0%	11
Never Viewed		20.0%	20
N/A		7.0%	7
answered question			100
skipped question			14

25. IF THE GUIDEBOOKS WERE NEVER VIEWED, DID YOU KNOW THEY WERE AVAILABLE ON THE COMMISSION'S WEBSITE: (check one)

		Response Percent	Response Count
Yes		32.0%	32
No		23.0%	23
N/A		45.0%	45
answered question			100
skipped question			14

26. I HAVE VISITED THE COMMISSION'S WEBSITE FOR THE FOLLOWING REASONS: (check all that apply)

		Response Percent	Response Count
To check out "What's New"		39.0%	39
To view reports filed by candidate committees		65.0%	65
To view reports filed by noncandidate committees		28.0%	28
To view reports filed by corporations		19.0%	19
To view fundraiser notices filed by candidate committees		24.0%	24
To view fundraiser notices filed by noncandidate committees		12.0%	12
To view independent expenditure committee information		19.0%	19
To access campaign finance laws and rules		60.0%	60
To access advisory opinions		24.0%	24
To electronically file disclosure reports		65.0%	65
To access information on filing reports		48.0%	48
To access guidebooks		51.0%	51
To access forms		54.0%	54
To access e-learning videos		13.0%	13
To obtain information on contribution limits		48.0%	48
To obtain information on public funding programs		22.0%	22




To access Commission meeting agendas and/or minutes		13.0%	13
To access the Commission's newsletter		16.0%	16
To review the Commission's strategic plan		6.0%	6
To view campaign finance statistics from past elections		17.0%	17
To obtain contact information for the Commission		40.0%	40
Other (please specify) (Field limited to 50 characters)			5

answered question	100
skipped question	14




**27. PLEASE IDENTIFY ANY COMMISSION TRAINING CLASS, E-LEARNING VIDEO, GUIDEBOOK, WEBSITE OR OTHER RESOURCE WHICH YOU HAVE FOUND HELPFUL AND TELL US WHY:
(Field limited to 250 characters)**

	Response Count
	20
answered question	20
skipped question	94




28. AS A CANDIDATE COMMITTEE, WE HAVE QUALIFIED FOR AND RECEIVED PUBLIC FUNDING: (check one)

		Response Percent	Response Count
Yes		14.1%	14
No		34.3%	34
N/A		51.5%	51
answered question			99
skipped question			15

29. INDICATE WHICH PUBLIC FUNDING WAS RECEIVED: (check one)

		Response Percent	Response Count
Partial Public Funding		7.1%	7
Hawaii County Council Comprehensive Public Funding		7.1%	7
N/A		85.9%	85
answered question			99
skipped question			15

30. I AM A SUPPORTER OF PUBLIC FUNDING: (check one)

		Response Percent	Response Count
Yes (Continue to Question 31)		47.5%	47
No (Skip to Question 32)		19.2%	19
N/A		33.3%	33
answered question			99
skipped question			15



31. IF SO, WHY: (Field limited to 100 characters)

	Response Count
	33
answered question	33
skipped question	81



32. IF NOT, WHY: (Field limited to 100 characters)

	Response Count
	14
answered question	14
skipped question	100



**33. DID YOU KNOW THAT THE COMMISSION'S OPERATIONS AND PUBLIC FUNDING PROGRAMS ARE DEPENDENT ON THE \$3 CHECK-OFF ON YOUR STATE INCOME TAX FORM?
(check one)**

		Response Percent	Response Count
Yes		61.5%	59
No		38.5%	37
	answered question		96
	skipped question		18



34. DID YOU KNOW THAT CHECKING THE \$3 CHECK-OFF DOES NOT INCREASE YOUR TAX LIABILITY OR DECREASE YOUR REFUND? (check one)

		Response Percent	Response Count
Yes		67.7%	65
No		32.3%	31
answered question			96
skipped question			18

35. WILL YOU PLEASE HELP US AND REMEMBER TO CHECK THE \$3 CHECK-OFF ON YOUR NEXT STATE INCOME TAX FORM? (check one)

		Response Percent	Response Count
Yes		74.0%	71
No		26.0%	25
answered question			96
skipped question			18

36. ARE YOU CONCERNED ABOUT NONCANDIDATE COMMITTEES MAKING SOLELY INDEPENDENT EXPENDITURES (i.e., "Super PACS")? (check one)

		Response Percent	Response Count
Yes		65.6%	63
No		34.4%	33
answered question			96
skipped question			18

37. IF SO, PLEASE NOTE YOUR CONCERNS: (Field limited to 100 characters)

	Response Count
	32
answered question	32
skipped question	82

38. PLEASE FEEL FREE TO PROVIDE ANY OTHER COMMENTS CONCERNING THE CAMPAIGN SPENDING COMMISSION: (Field limited to 500 characters)

	Response Count
	13
answered question	13
skipped question	101