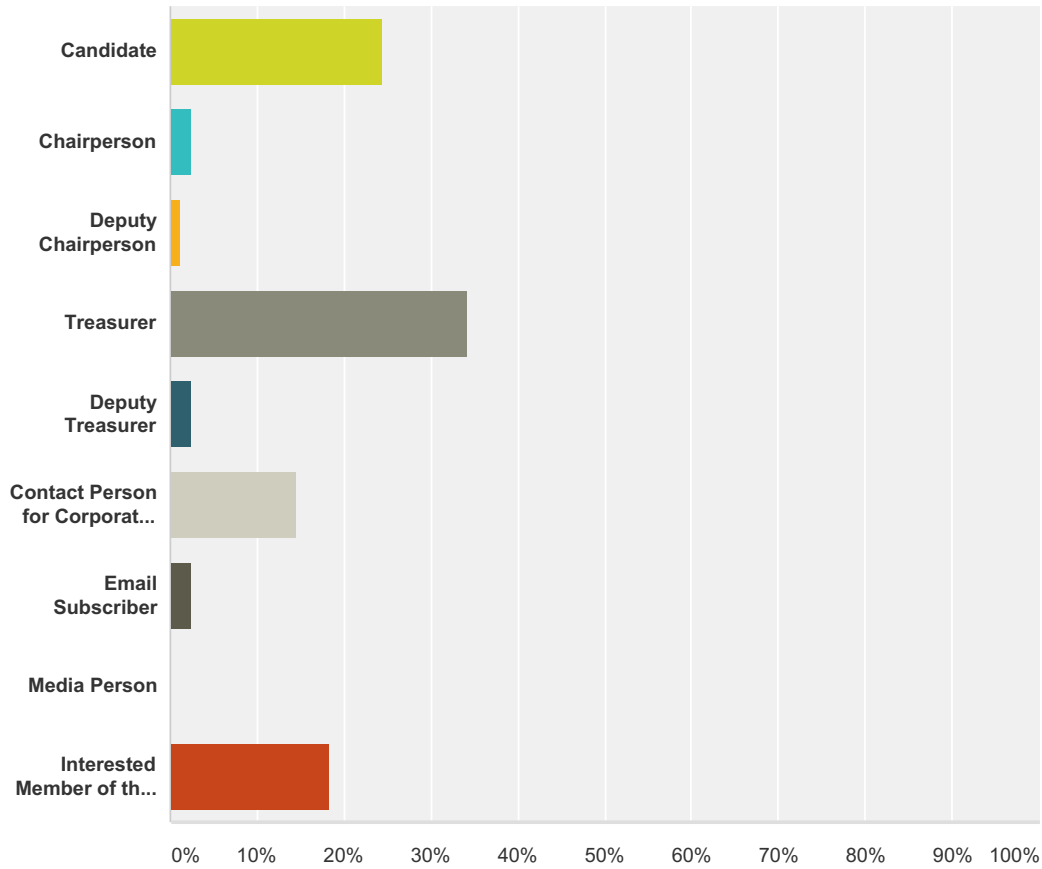


Q1 SELECT THE BEST DESCRIPTION OF YOUR 2014 RELATIONSHIP WITH THE COMMISSION BY ANSWERING THIS QUESTION: "I AM A..." (check one)

Answered: 82 Skipped: 0

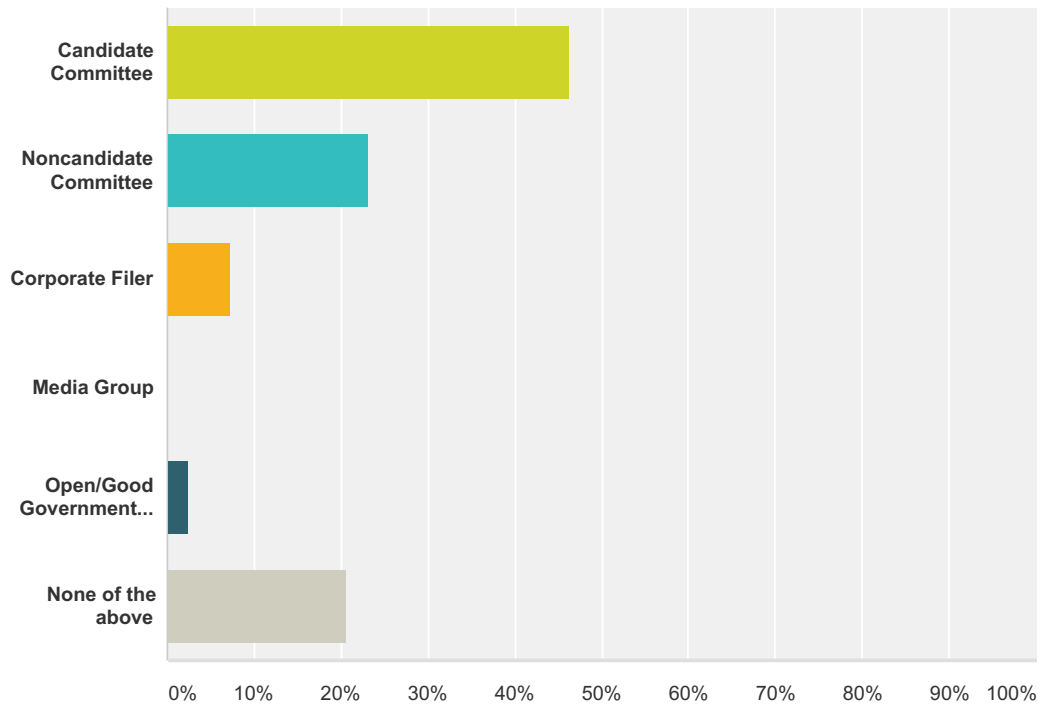


Answer Choices	Responses	Count
Candidate	24.39%	20
Chairperson	2.44%	2
Deputy Chairperson	1.22%	1
Treasurer	34.15%	28
Deputy Treasurer	2.44%	2
Contact Person for Corporate Filer	14.63%	12
Email Subscriber	2.44%	2
Media Person	0.00%	0
Interested Member of the Public	18.29%	15

Total	82
-------	----

Q2 I BELONG TO A: (check one)

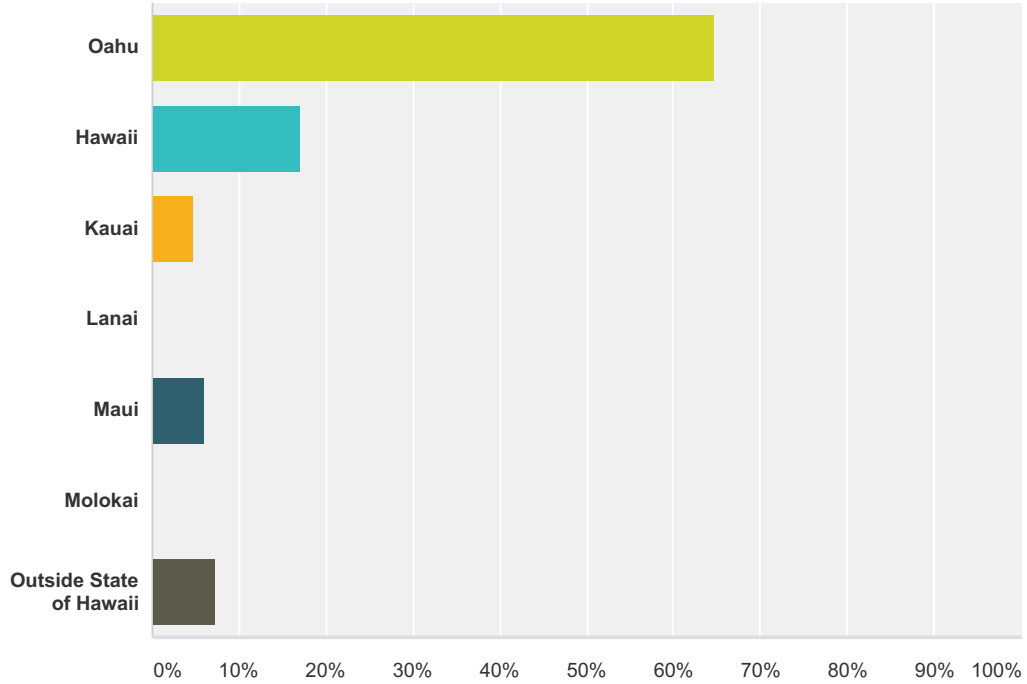
Answered: 82 Skipped: 0



Answer Choices	Responses	
Candidate Committee	46.34%	38
Noncandidate Committee	23.17%	19
Corporate Filer	7.32%	6
Media Group	0.00%	0
Open/Good Government Group	2.44%	2
None of the above	20.73%	17
Total		82

Q3 I AM FROM OR MY COMMITTEE/CORPORATION IS FROM (i.e., address): (check one)

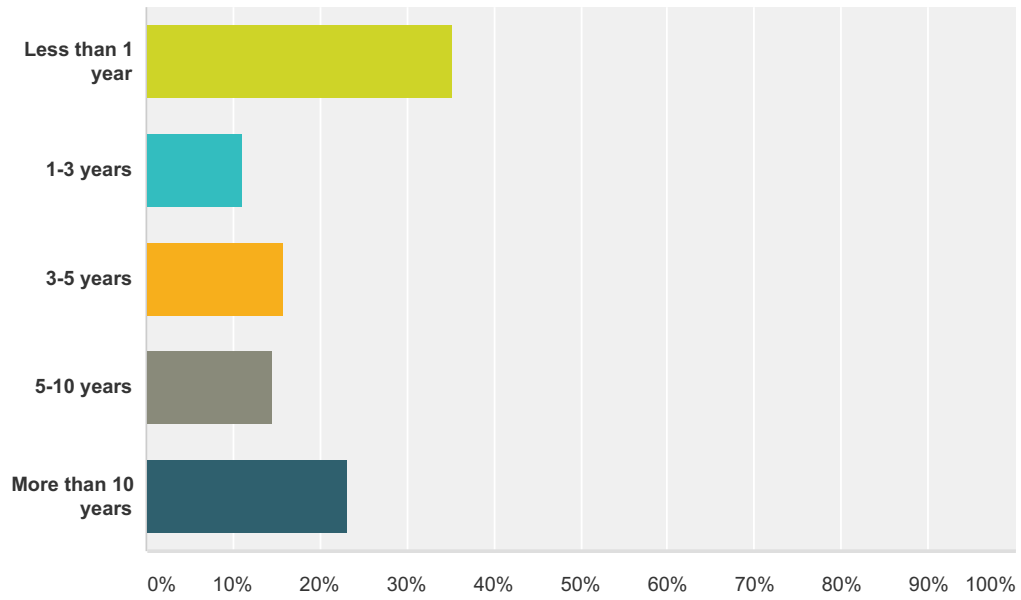
Answered: 82 Skipped: 0



Answer Choices	Responses
Oahu	64.63% 53
Hawaii	17.07% 14
Kauai	4.88% 4
Lanai	0.00% 0
Maui	6.10% 5
Molokai	0.00% 0
Outside State of Hawaii	7.32% 6
Total	82

Q4 I HAVE HAD A RELATIONSHIP WITH THE COMMISSION FOR: (check one)

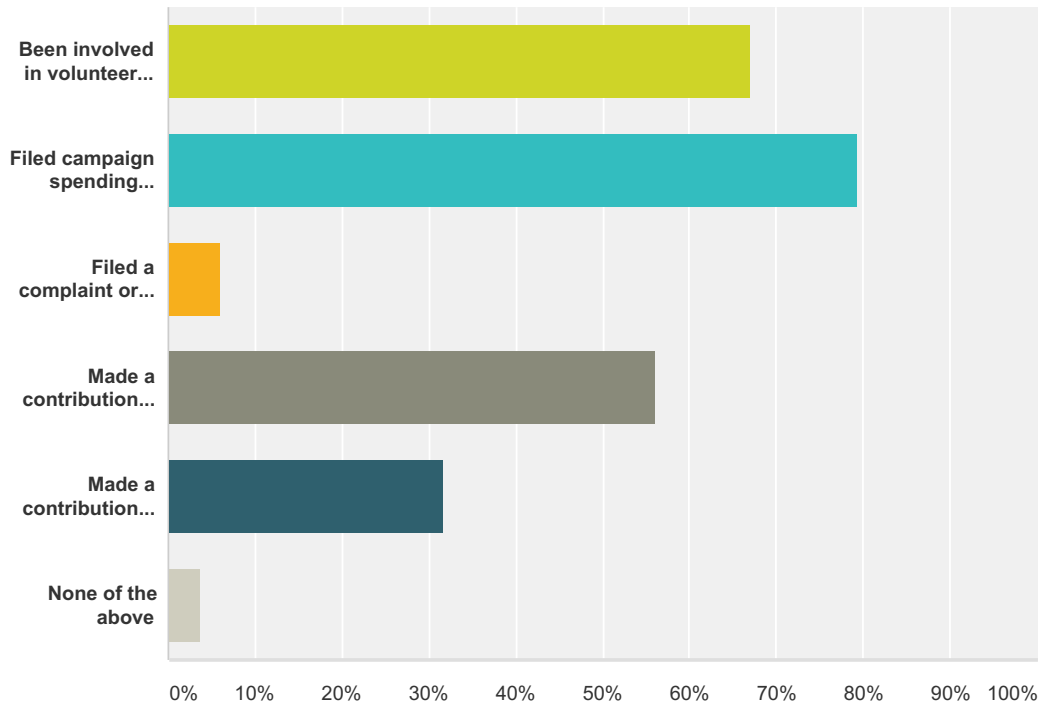
Answered: 82 Skipped: 0



Answer Choices	Responses
Less than 1 year	35.37% 29
1-3 years	10.98% 9
3-5 years	15.85% 13
5-10 years	14.63% 12
More than 10 years	23.17% 19
Total	82

Q5 I HAVE DONE THE FOLLOWING: (choose all that apply)

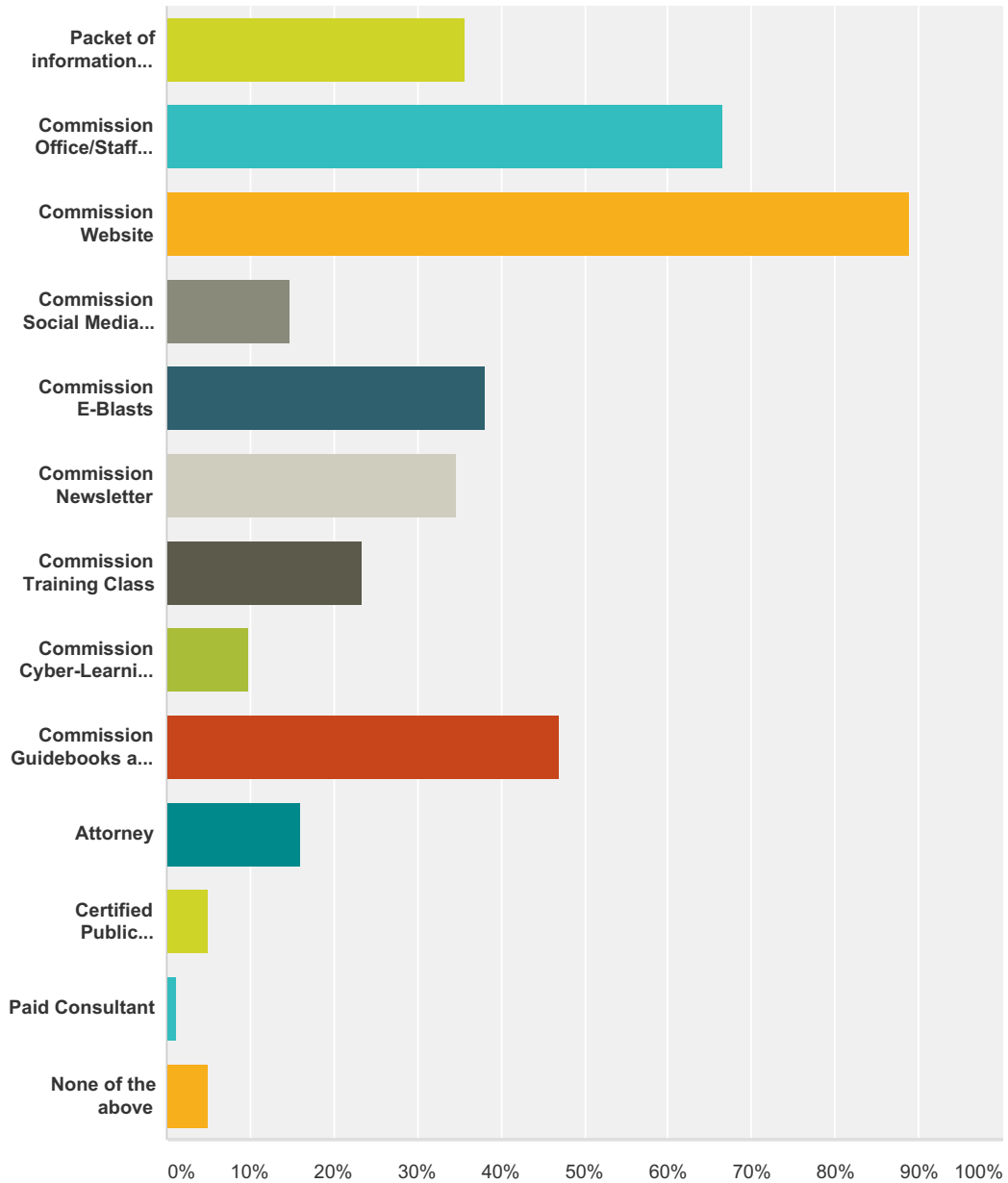
Answered: 82 Skipped: 0



Answer Choices	Responses
Been involved in volunteer campaign activities (i.e., sign-waving, door-to-door, phone bank, fundraising, etc.)	67.07% 55
Filed campaign spending reports electronically	79.27% 65
Filed a complaint or requested that the Commission investigate a campaign finance violation	6.10% 5
Made a contribution or loan to a candidate committee	56.10% 46
Made a contribution to a noncandidate committee	31.71% 26
None of the above	3.66% 3
Total Respondents: 82	

Q6 I HAVE OBTAINED CAMPAIGN SPENDING INFORMATION FROM THE FOLLOWING SOURCES: (check all that apply)

Answered: 81 Skipped: 1

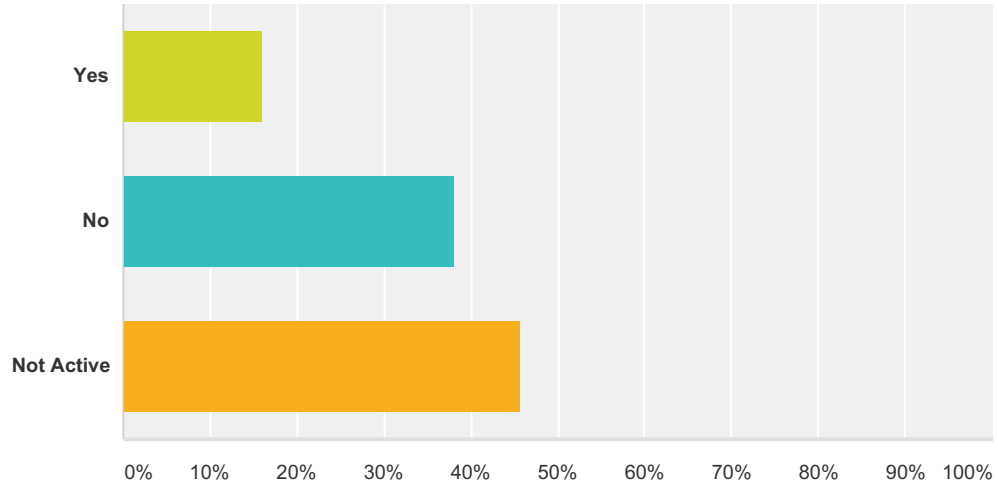


Answer Choices	Responses
Packet of information received upon filing as a candidate with the Office of Elections or County Clerk's Office	35.80% 29
Commission Office/Staff (phone calls or office visits)	66.67% 54
Commission Website	88.89% 72

Commission Social Media Site (i.e., Facebook, Twitter)	14.81%	12
Commission E-Blasts	38.27%	31
Commission Newsletter	34.57%	28
Commission Training Class	23.46%	19
Commission Cyber-Learning Videos	9.88%	8
Commission Guidebooks and Manuals	46.91%	38
Attorney	16.05%	13
Certified Public Accountant	4.94%	4
Paid Consultant	1.23%	1
None of the above	4.94%	4
Total Respondents: 81		

Q7 I AM ACTIVE ON SOCIAL MEDIA AND HAVE LIKED THE COMMISSION'S FACEBOOK PAGE AND/OR FOLLOWED ITS TWEETS: (check one)

Answered: 81 Skipped: 1



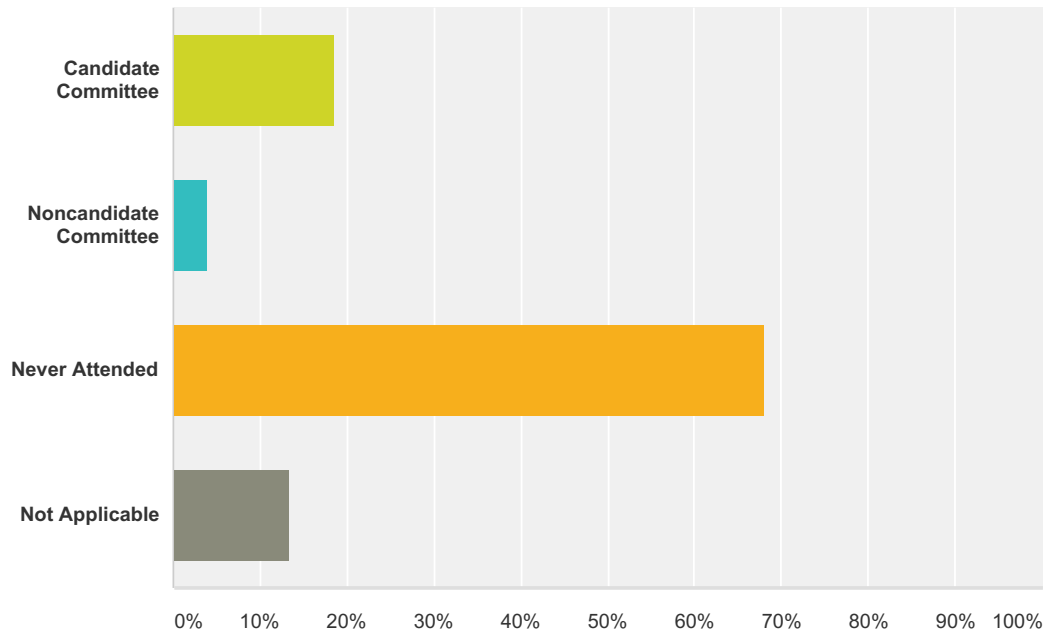
Answer Choices	Responses	
Yes	16.05%	13
No	38.27%	31
Not Active	45.68%	37
Total		81

**Q8 LET US KNOW IF YOU HAVE ANY
SUGGESTIONS ON HOW THE COMMISSION
CAN BETTER ENGAGE OR COMMUNICATE
WITH YOU: (Field limited to 250 characters)**

Answered: 25 Skipped: 57

Q9 I HAVE ATTENDED THE FOLLOWING TRAINING CLASSES HELD BY THE COMMISSION IN 2014: (check all that apply)

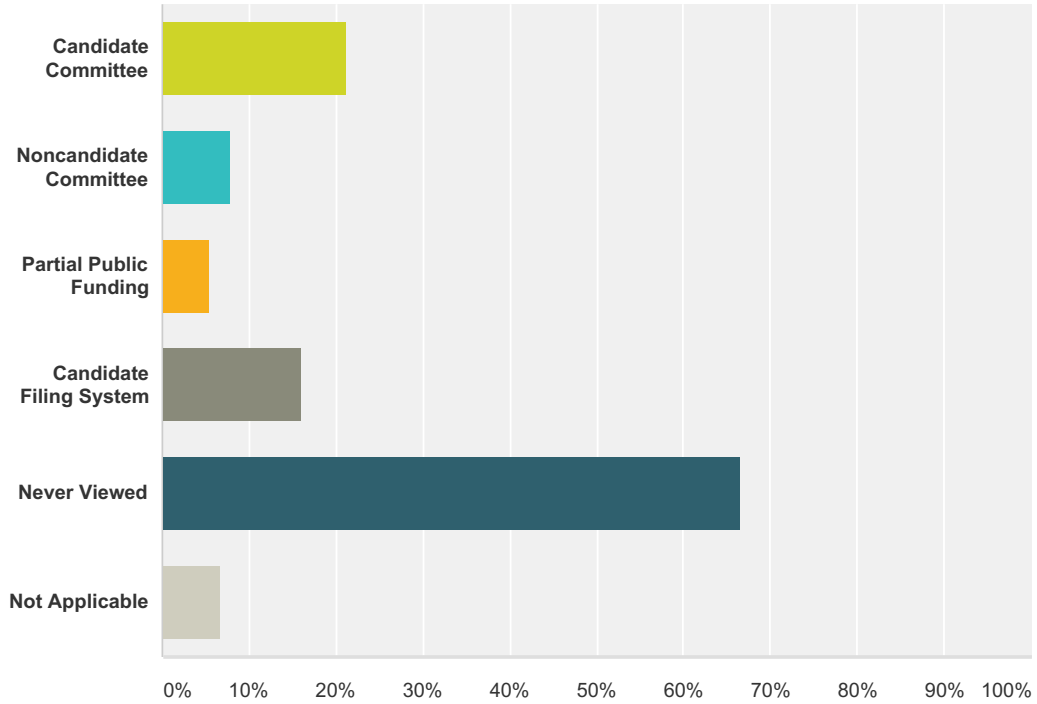
Answered: 75 Skipped: 7



Answer Choices	Responses
Candidate Committee	18.67% 14
Noncandidate Committee	4.00% 3
Never Attended	68.00% 51
Not Applicable	13.33% 10
Total Respondents: 75	

Q10 I HAVE ACCESSED AND VIEWED THE FOLLOWING CYBER-LEARNING VIDEOS ON THE COMMISSION'S WEBSITE: (check all that apply)

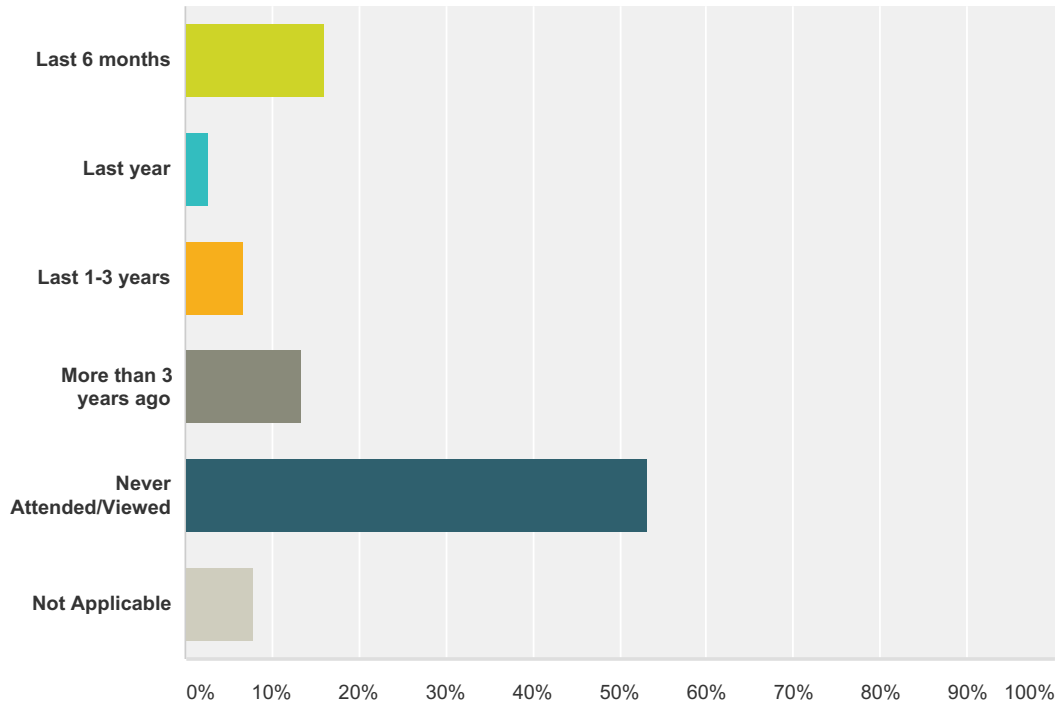
Answered: 75 Skipped: 7



Answer Choices	Responses
Candidate Committee	21.33% 16
Noncandidate Committee	8.00% 6
Partial Public Funding	5.33% 4
Candidate Filing System	16.00% 12
Never Viewed	66.67% 50
Not Applicable	6.67% 5
Total Respondents: 75	

Q11 WHEN DID YOU LAST ATTEND TRAINING OR ACCESS THE COMMISSION'S CYBER-LEARNING VIDEOS? (check one)

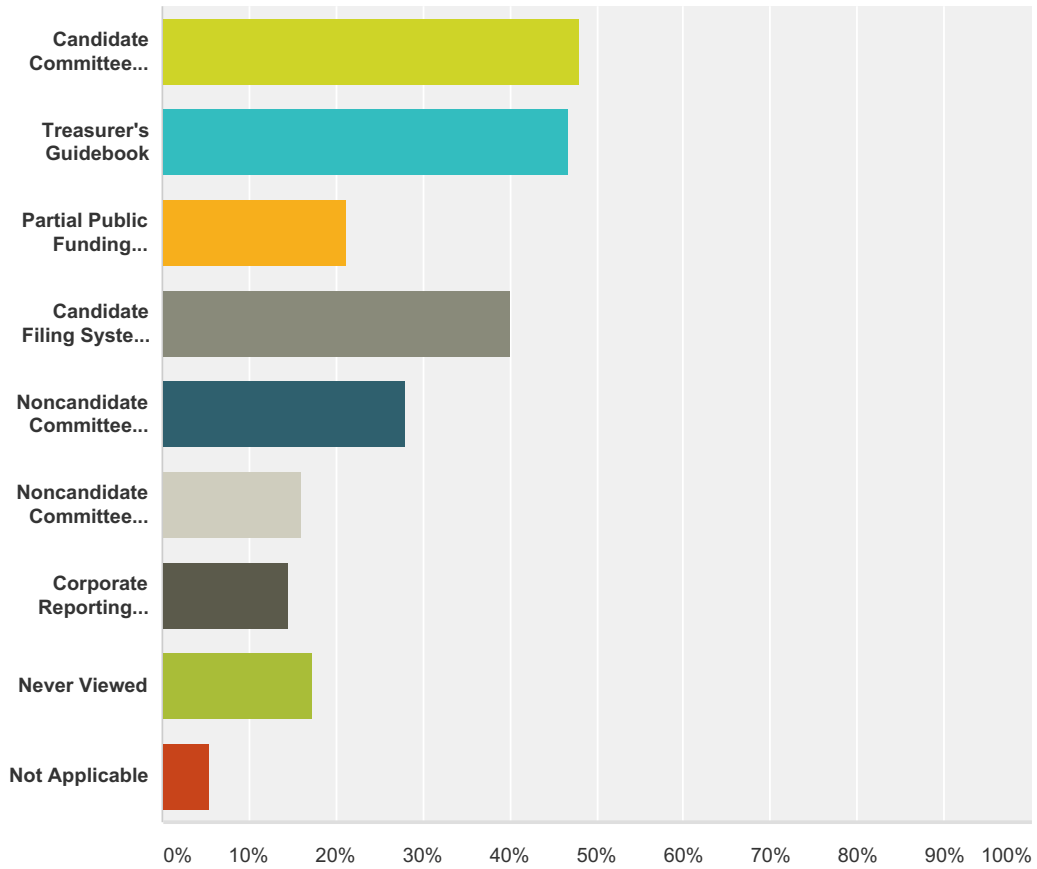
Answered: 75 Skipped: 7



Answer Choices	Responses
Last 6 months	16.00% 12
Last year	2.67% 2
Last 1-3 years	6.67% 5
More than 3 years ago	13.33% 10
Never Attended/Viewed	53.33% 40
Not Applicable	8.00% 6
Total	75

Q12 I HAVE ACCESSED AND VIEWED THE FOLLOWING GUIDEBOOKS AND/OR MANUALS ON THE COMMISSION'S WEBSITE: (check all that apply)

Answered: 75 Skipped: 7

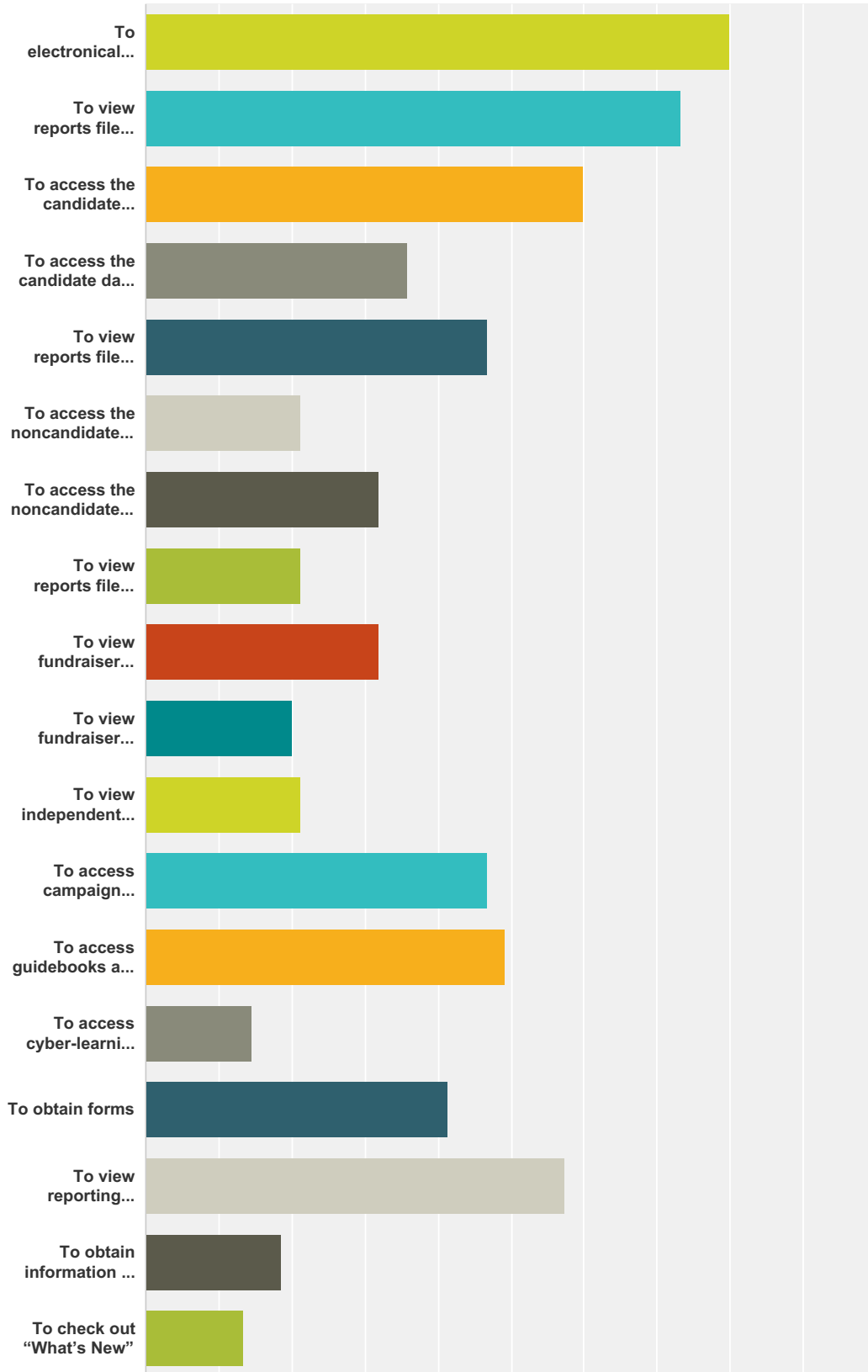


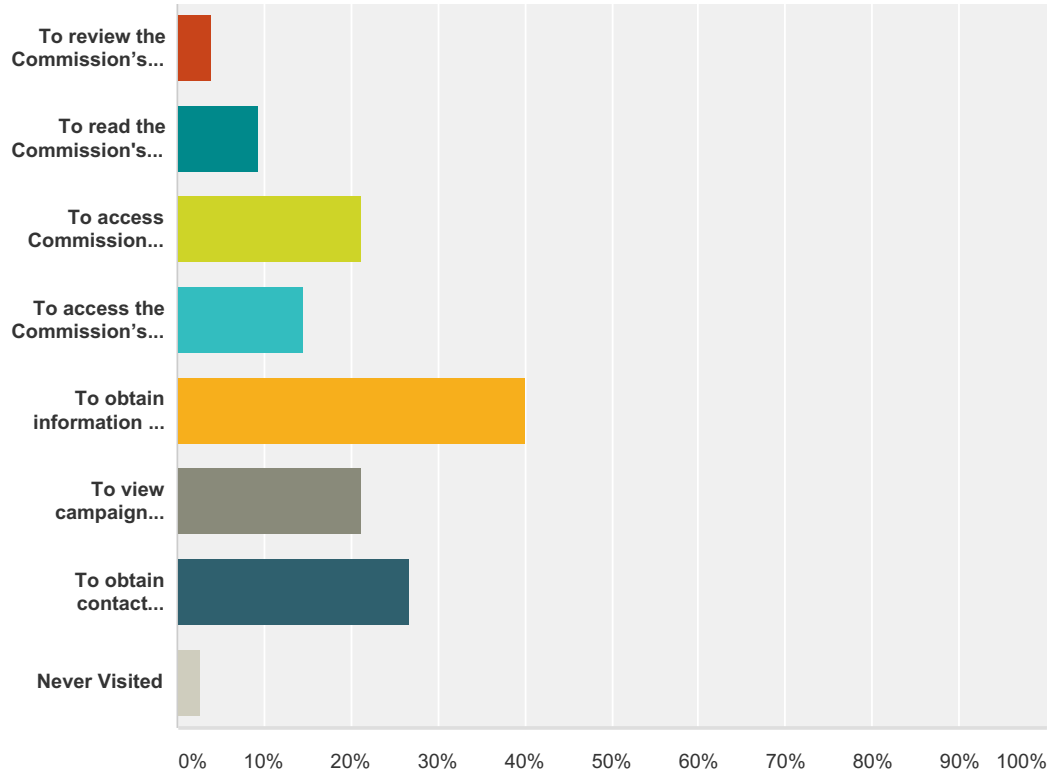
Answer Choices	Responses	Count
Candidate Committee Guidebook	48.00%	36
Treasurer's Guidebook	46.67%	35
Partial Public Funding Guidebook	21.33%	16
Candidate Filing System Manual	40.00%	30
Noncandidate Committee Guidebook	28.00%	21
Noncandidate Committee Filing System Manual	16.00%	12
Corporate Reporting System Manual	14.67%	11
Never Viewed	17.33%	13
Not Applicable	5.33%	4

Total Respondents: 75

Q13 I HAVE VISITED THE COMMISSION'S WEBSITE FOR THE FOLLOWING REASONS: (check all that apply)

Answered: 75 Skipped: 7



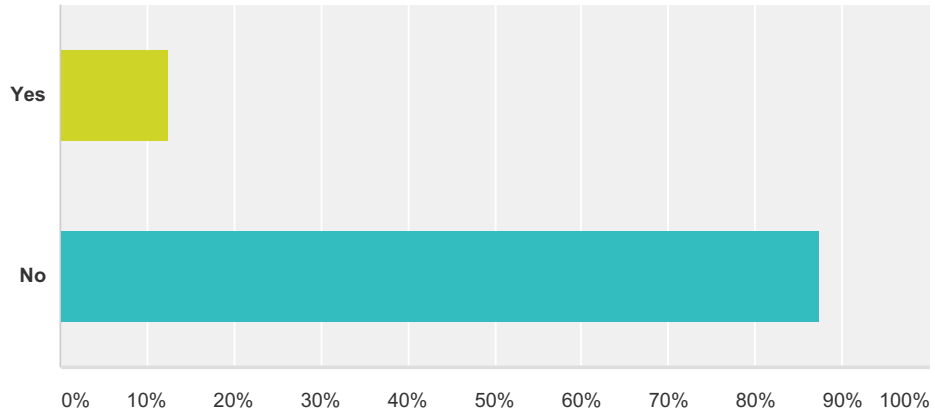


Answer Choices	Responses	Count
To electronically file disclosure reports	80.00%	60
To view reports filed by candidate committees	73.33%	55
To access the candidate searchable database	60.00%	45
To access the candidate data visualization app	36.00%	27
To view reports filed by noncandidate committees	46.67%	35
To access the noncandidate committee data visualization app	21.33%	16
To access the noncandidate committee searchable database	32.00%	24
To view reports filed by corporations	21.33%	16
To view fundraiser notices filed by candidate committees	32.00%	24
To view fundraiser notices filed by noncandidate committees	20.00%	15
To view independent expenditure committee information	21.33%	16
To access campaign finance laws and rules	46.67%	35
To access guidebooks and manuals	49.33%	37
To access cyber-learning videos	14.67%	11
To obtain forms	41.33%	31
To view reporting schedules	57.33%	43

To obtain information on partial public funding	18.67%	14
To check out "What's New"	13.33%	10
To review the Commission's strategic plan	4.00%	3
To read the Commission's annual reports	9.33%	7
To access Commission meeting agendas and/or minutes	21.33%	16
To access the Commission's newsletter	14.67%	11
To obtain information on contribution limits	40.00%	30
To view campaign finance statistics from past elections	21.33%	16
To obtain contact information for the Commission	26.67%	20
Never Visited	2.67%	2
Total Respondents: 75		

Q14 ARE THERE OTHER AREAS YOU WOULD LIKE TO SEE ON THE COMMISSION'S WEBSITE? (check one)

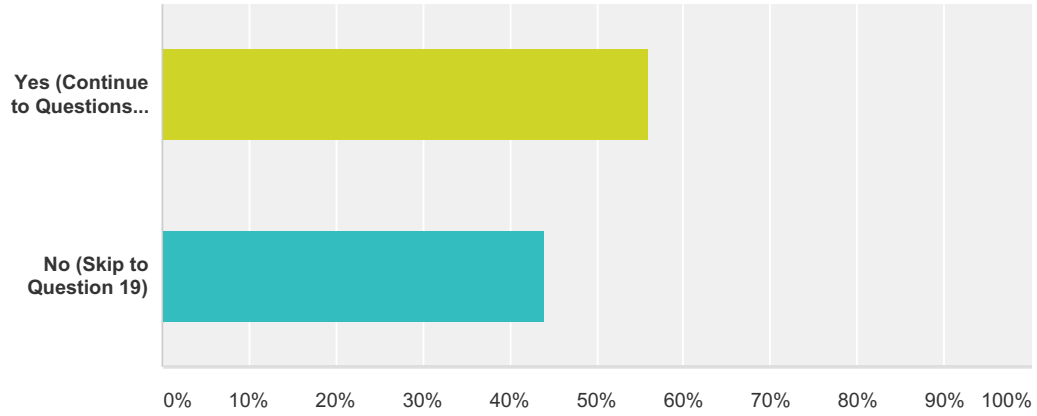
Answered: 64 Skipped: 18



Answer Choices	Responses	
Yes	12.50%	8
No	87.50%	56
Total		64

Q15 HAVE YOU USED THE COMMISSION'S SEARCHABLE DATABASE FUNCTION ON THE COMMISSION'S WEBSITE? (check one)

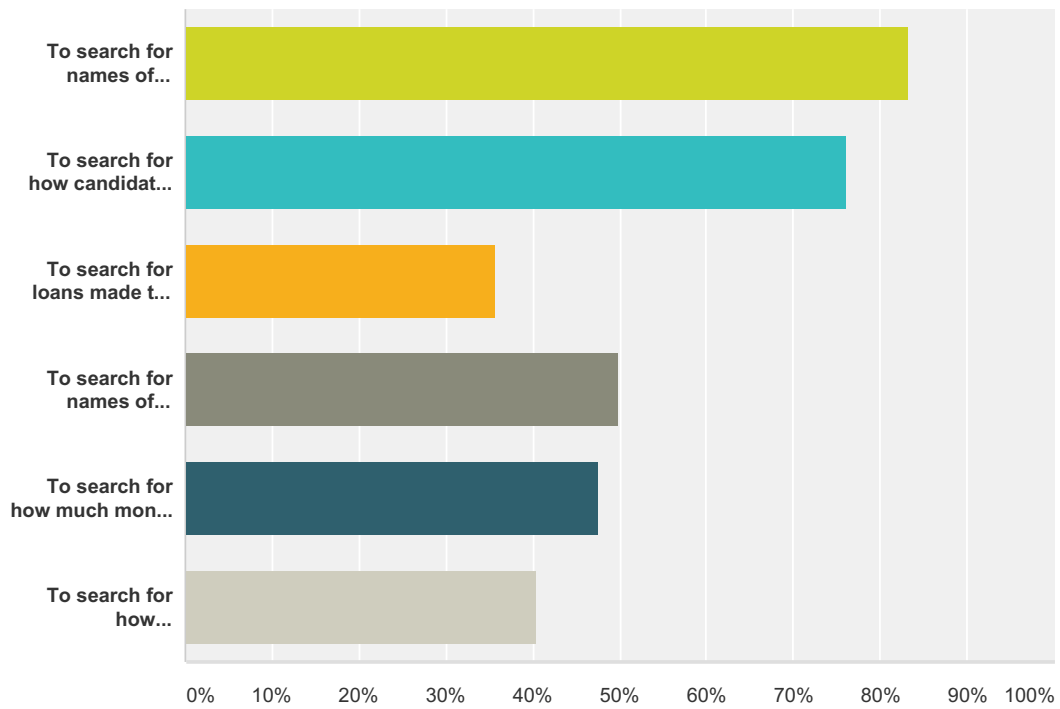
Answered: 75 Skipped: 7



Answer Choices	Responses	
Yes (Continue to Questions 16 and 17)	56.00%	42
No (Skip to Question 19)	44.00%	33
Total		75

Q16 IF SO, WHAT DID YOU USE IT FOR? (check all that apply)

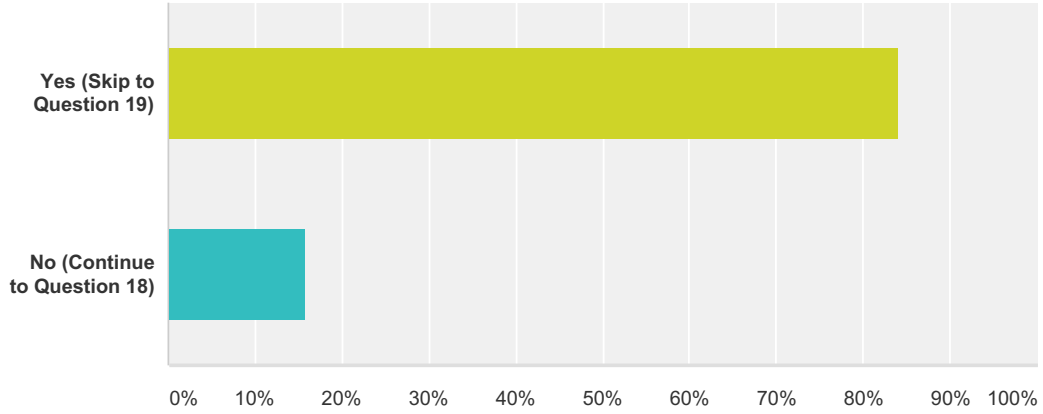
Answered: 42 Skipped: 40



Answer Choices	Responses
To search for names of contributors who gave money to candidates and how much they gave	83.33% 35
To search for how candidates spent/expended their campaign funds	76.19% 32
To search for loans made to candidates and how much the loans were for	35.71% 15
To search for names of contributors who gave money to noncandidate committees including noncandidate committees making solely independent expenditures or Super PACs	50.00% 21
To search for how much money was given to candidates from noncandidate committees	47.62% 20
To search for how noncandidate committees and Super PACs spent/expended their money	40.48% 17
Total Respondents: 42	

**Q17 IF SO, DID YOU FIND THE SEARCHABLE DATABASE HELPFUL?
(check one)**

Answered: 44 Skipped: 38



Answer Choices	Responses
Yes (Skip to Question 19)	84.09% 37
No (Continue to Question 18)	15.91% 7
Total	44

**Q18 IF YOU DID NOT FIND THE
SEARCHABLE DATABASE HELPFUL,
PLEASE EXPLAIN WHY AND LET US KNOW
WHAT YOU WOULD LIKE TO SEE? (Field
limited to 250 characters)**

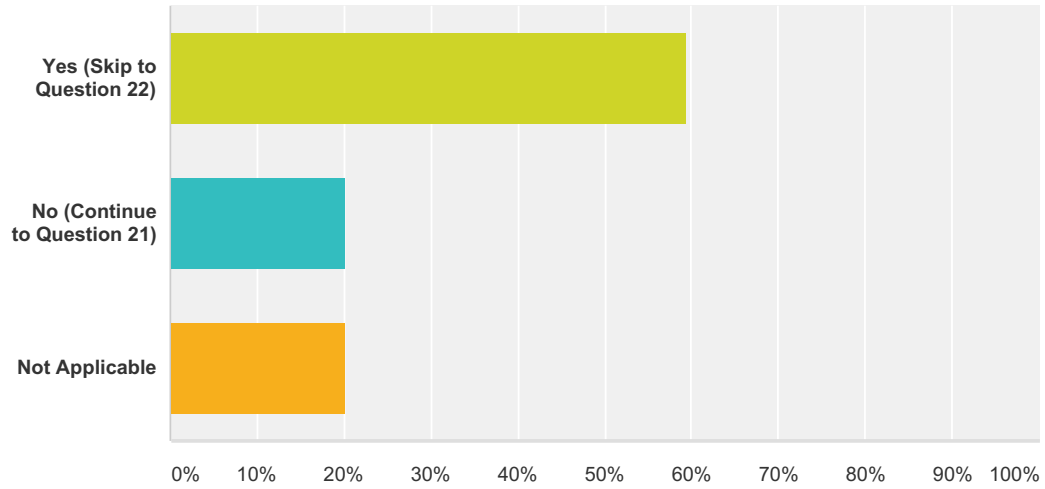
Answered: 8 Skipped: 74

**Q19 PLEASE IDENTIFY ANY COMMISSION
TRAINING, GUIDEBOOK OR OTHER
RESOURCE WHICH YOU HAVE FOUND
HELPFUL AND TELL US WHY: (Field limited
to 250 characters)**

Answered: 24 Skipped: 58

Q20 AS A REGISTERED COMMITTEE/CORPORATION WITH THE COMMISSION, WE HAVE ALWAYS FILED OUR CAMPAIGN SPENDING REPORTS ON TIME: (check one)

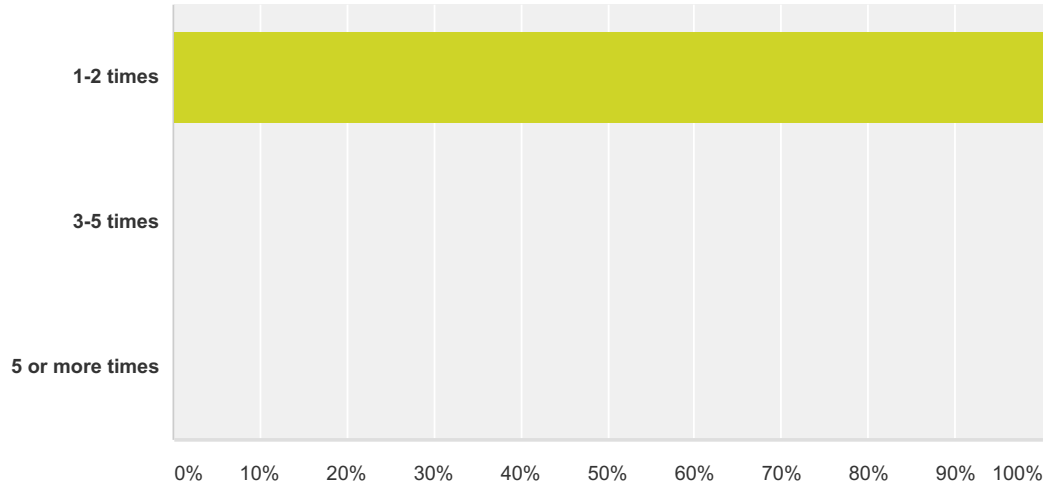
Answered: 74 Skipped: 8



Answer Choices	Responses
Yes (Skip to Question 22)	59.46% 44
No (Continue to Question 21)	20.27% 15
Not Applicable	20.27% 15
Total	74

Q21 IF NOT, THE COMMITTEE/CORPORATION HAS FILED LATE DISCLOSURE REPORTS: (check one)

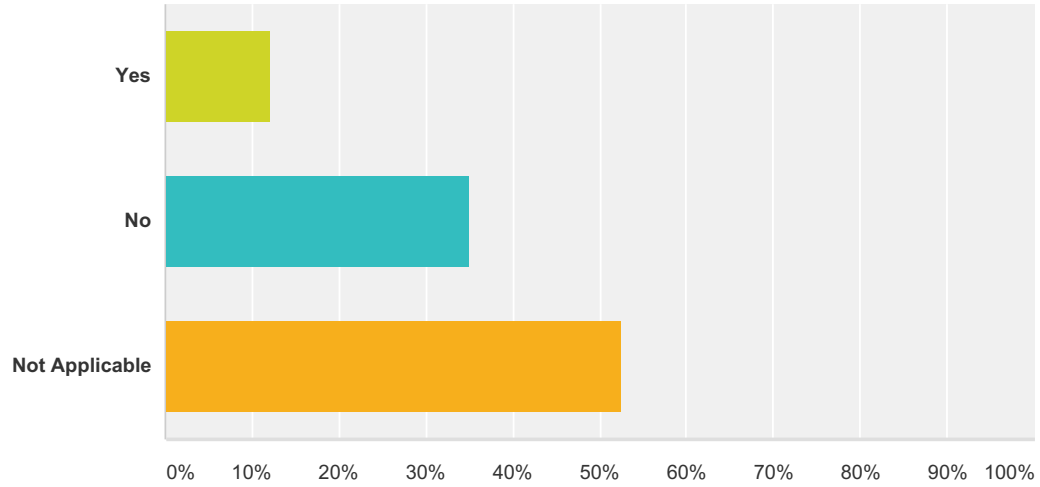
Answered: 16 Skipped: 66



Answer Choices	Responses
1-2 times	100.00% 16
3-5 times	0.00% 0
5 or more times	0.00% 0
Total	16

Q22 AS A REGISTERED COMMITTEE WITH THE COMMISSION, WE HAVE ENTERED INTO A CONCILIATION AGREEMENT WITH THE COMMISSION: (check one)

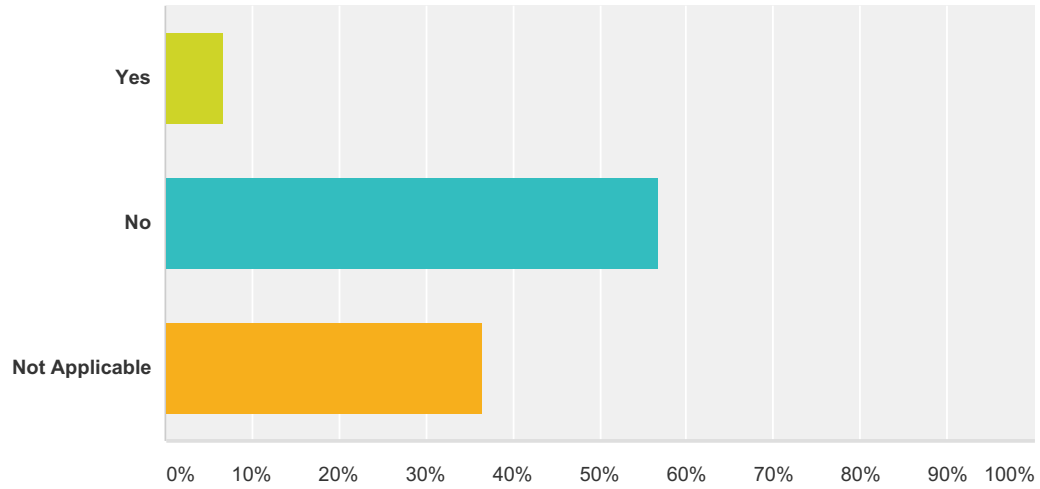
Answered: 74 Skipped: 8



Answer Choices	Responses
Yes	12.16% 9
No	35.14% 26
Not Applicable	52.70% 39
Total	74

Q23 AS A REGISTERED COMMITTEE/CORPORATION WITH THE COMMISSION, WE HAVE HAD AN ADMINISTRATIVE COMPLAINT BROUGHT BEFORE THE COMMISSION: (check one)

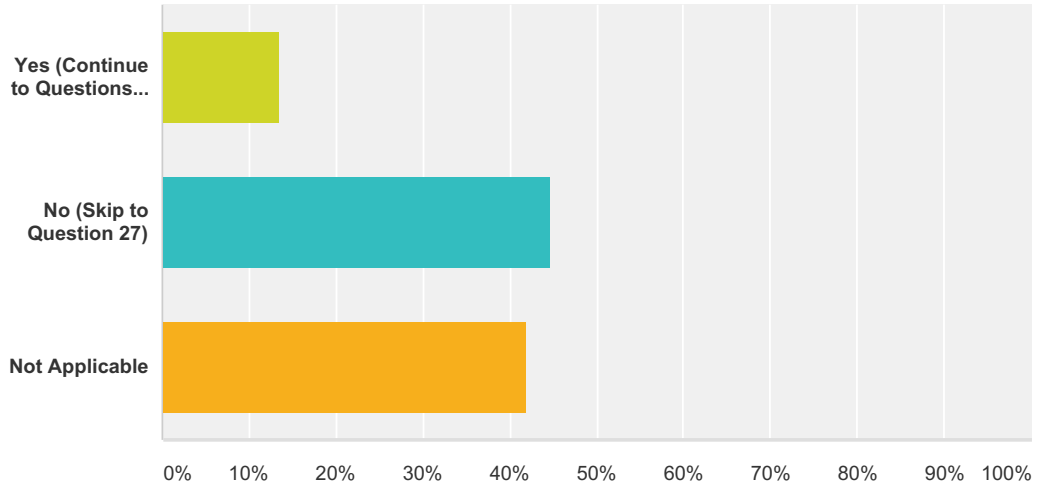
Answered: 74 Skipped: 8



Answer Choices	Responses
Yes	6.76% 5
No	56.76% 42
Not Applicable	36.49% 27
Total	74

Q24 AS A CANDIDATE COMMITTEE, WE HAVE SOUGHT AND RECEIVED PUBLIC FUNDING: (check one)

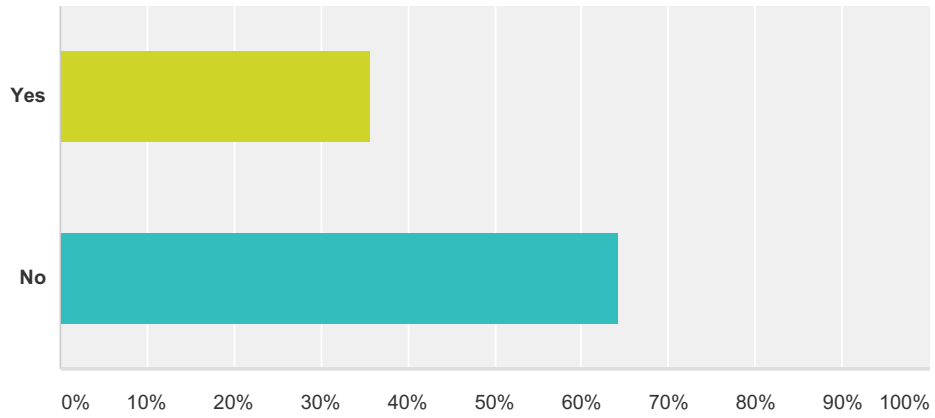
Answered: 74 Skipped: 8



Answer Choices	Responses
Yes (Continue to Questions 25 and 26)	13.51% 10
No (Skip to Question 27)	44.59% 33
Not Applicable	41.89% 31
Total	74

Q25 IF SO, HAS THE COMMITTEE RECEIVED THE MAXIMUM AMOUNT PERMITTED FOR THAT OFFICE? (check one)

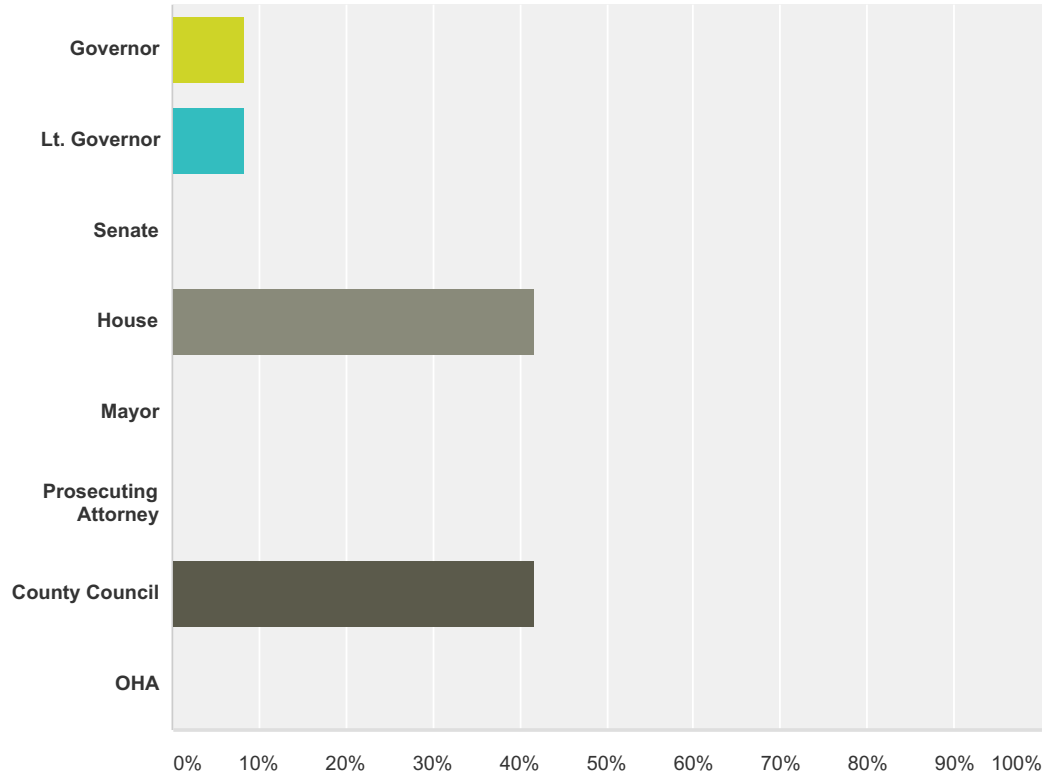
Answered: 14 Skipped: 68



Answer Choices	Responses
Yes	35.71% 5
No	64.29% 9
Total	14

Q26 INDICATE WHICH OFFICE THE PUBLIC FUNDING WAS RECEIVED FOR: (check one)

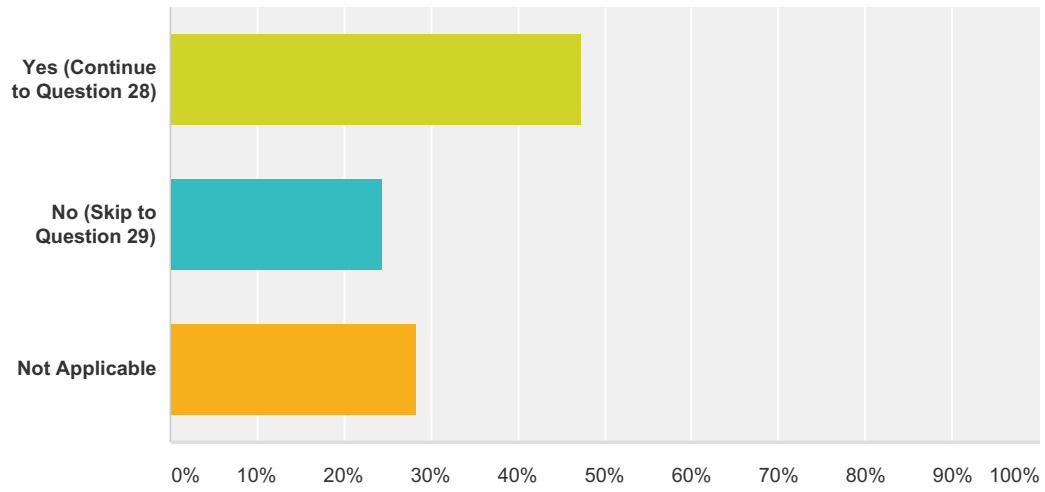
Answered: 12 Skipped: 70



Answer Choices	Responses
Governor	8.33% 1
Lt. Governor	8.33% 1
Senate	0.00% 0
House	41.67% 5
Mayor	0.00% 0
Prosecuting Attorney	0.00% 0
County Council	41.67% 5
OHA	0.00% 0
Total	12

Q27 I AM A SUPPORTER OF PUBLIC FUNDING: (check one)

Answered: 74 Skipped: 8



Answer Choices	Responses
Yes (Continue to Question 28)	47.30% 35
No (Skip to Question 29)	24.32% 18
Not Applicable	28.38% 21
Total	74

Q28 IF SO, WHY: (Field limited to 100 characters)

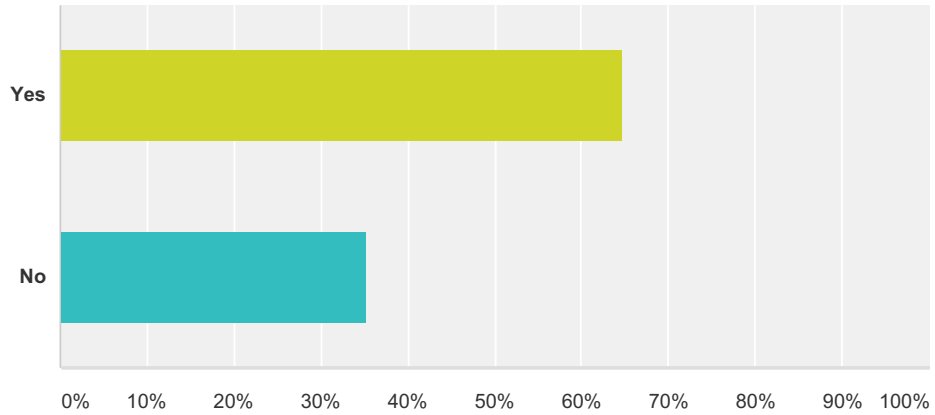
Answered: 28 Skipped: 54

Q29 IF NOT, WHY: (Field limited to 100 characters)

Answered: 14 Skipped: 68

Q30 DID YOU KNOW THAT THE COMMISSION'S OPERATIONS AND THE PUBLIC FUNDING PROGRAM ARE DEPENDENT ON THE \$3 CHECK-OFF ON YOUR STATE INCOME TAX FORM? (check one)

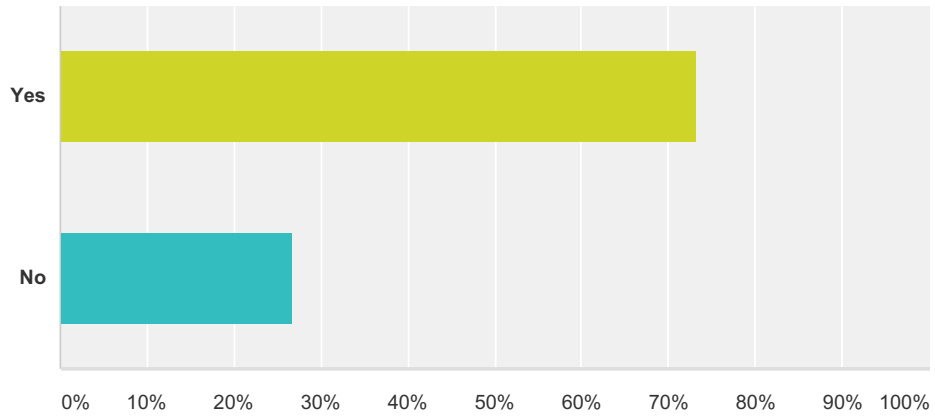
Answered: 71 Skipped: 11



Answer Choices	Responses	
Yes	64.79%	46
No	35.21%	25
Total		71

Q31 DID YOU KNOW THAT CHECKING THE \$3 CHECK-OFF DOES NOT INCREASE YOUR TAX LIABILITY OR DECREASE YOUR REFUND? (check one)

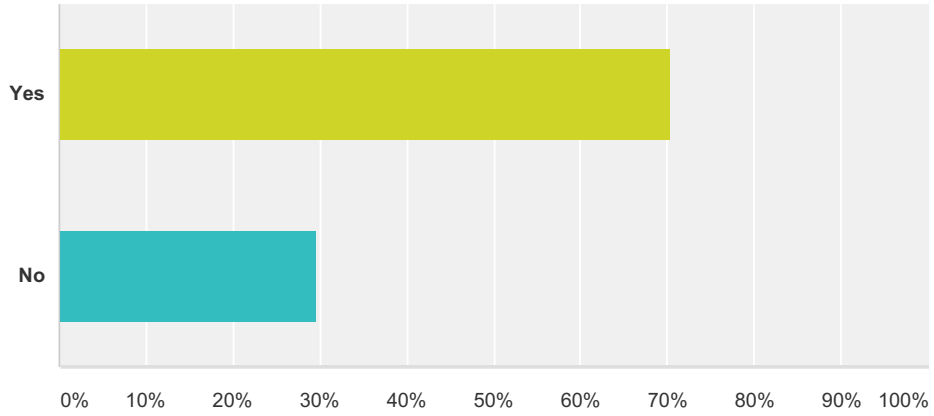
Answered: 71 Skipped: 11



Answer Choices	Responses
Yes	73.24% 52
No	26.76% 19
Total	71

Q32 WILL YOU PLEASE HELP US AND REMEMBER TO CHECK THE \$3 CHECK-OFF ON YOUR NEXT STATE INCOME TAX FORM? (check one)

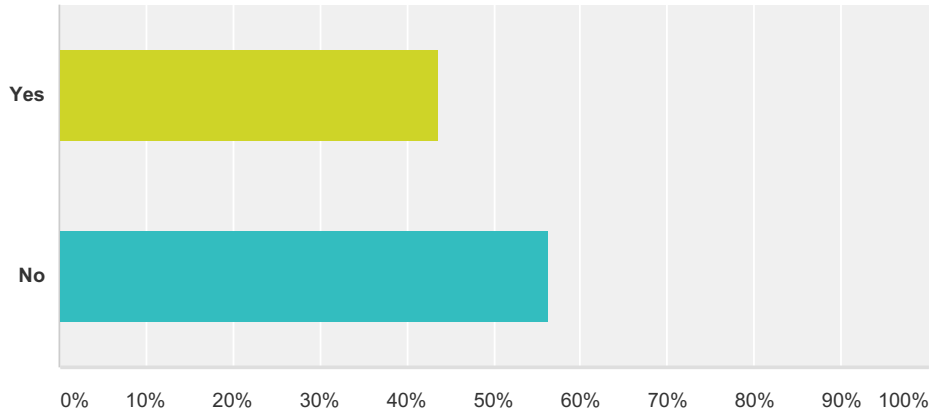
Answered: 71 Skipped: 11



Answer Choices	Responses
Yes	70.42% 50
No	29.58% 21
Total	71

Q33 WOULD YOU SUPPORT AN INCREASE IN THE AMOUNT OF THE TAX-CHECK OFF? (check one)

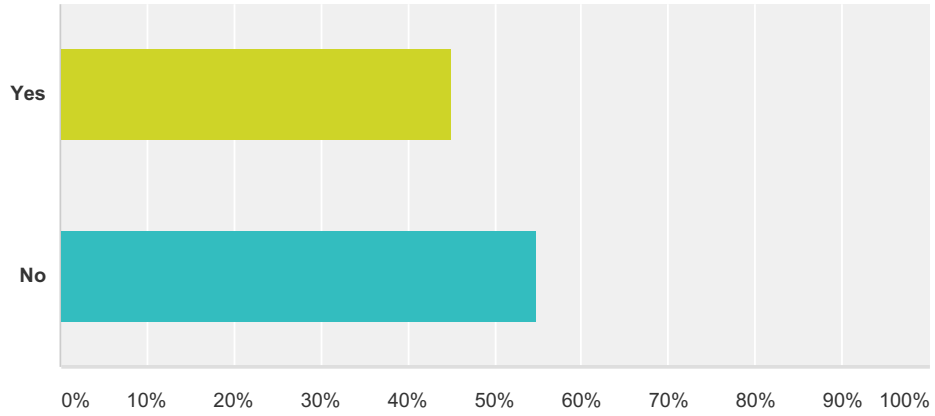
Answered: 71 Skipped: 11



Answer Choices	Responses	
Yes	43.66%	31
No	56.34%	40
Total		71

Q34 WOULD YOU SUPPORT AN APPROPRIATION OF GENERAL FUNDS TO SEE THE PUBLIC FUNDING PROGRAM CONTINUE? (check one)

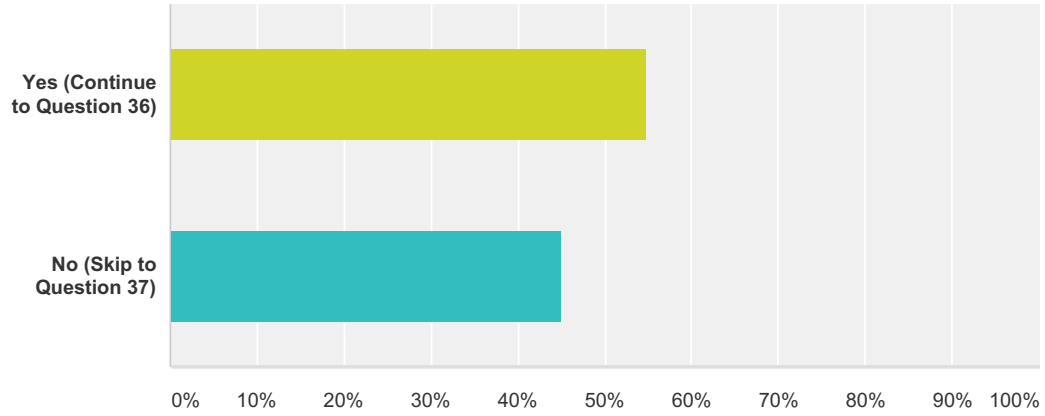
Answered: 71 Skipped: 11



Answer Choices	Responses	
Yes	45.07%	32
No	54.93%	39
Total		71

Q35 ARE YOU CONCERNED ABOUT NONCANDIDATE COMMITTEES MAKING SOLELY INDEPENDENT EXPENDITURES (i.e., “Super PACS”)? (check one)

Answered: 71 Skipped: 11



Answer Choices	Responses	
Yes (Continue to Question 36)	54.93%	39
No (Skip to Question 37)	45.07%	32
Total		71

Q36 IF SO, PLEASE NOTE YOUR CONCERNS: (Field limited to 100 characters)

Answered: 27 Skipped: 55

**Q37 PLEASE FEEL FREE TO PROVIDE ANY
OTHER COMMENTS CONCERNING THE
CAMPAIGN SPENDING COMMISSION:
(Field limited to 500 characters)**

Answered: 24 Skipped: 58