


















1. I AM A: (check one)

		Response Percent	Response Count
Candidate		20.4%	19
Chairperson		2.2%	2
Treasurer		40.9%	38
Member of Media		3.2%	3
Member of Open/Good Government Group		3.2%	3
Other		30.1%	28
answered question			93
skipped question			0

2. I BELONG TO A: (check one)

		Response Percent	Response Count
Candidate Committee		46.2%	43
Noncandidate Committee		30.1%	28
Corporation		7.5%	7
Media Group		3.2%	3
Open/Good Government Group		4.3%	4
N/A		8.6%	8
answered question			93
skipped question			0








3. I AM FROM (i.e., address): (check one)

		Response Percent	Response Count
Oahu		59.1%	55
Hawaii		19.4%	18
Kauai		5.4%	5
Lanai		0.0%	0
Maui		9.7%	9
Molokai		0.0%	0
Outside the State of Hawaii		6.5%	6
answered question			93
skipped question			0













**4. AS A COMMITTEE/CORPORATION, WE HAVE FILED CAMPAIGN SPENDING REPORTS SINCE:
(enter year or approximate year as YYYY)**

	Response Count
	72
answered question	72
skipped question	21

5. I HAVE DONE THE FOLLOWING: (check all that apply)

		Response Percent	Response Count
Made contribution(s) to a candidate(s)		67.7%	63
Made contribution(s) to a noncandidate committee(s)		26.9%	25
Provided services to candidate committee(s) (i.e., advertising, printing, food & entertainment, etc.)		34.4%	32
Provided services to a noncandidate committee(s) (i.e., advertising, printing, food & entertainment, etc.)		14.0%	13
Attended candidate fundraiser(s)		67.7%	63
Been involved in campaign activities (i.e., sign waving, door-to-door, phone bank, etc.)		62.4%	58
N/A		14.0%	13
		answered question	93
		skipped question	0



**6. I HAVE OBTAINED CAMPAIGN SPENDING INFORMATION FROM THE FOLLOWING SOURCES:
(check all that apply)**

		Response Percent	Response Count
Packet of material received upon filing as a candidate with the Office of Elections or County Clerk's Office		42.0%	37
Commission Office/Staff		69.3%	61
Commission Website		86.4%	76
Commission Social Media Site (i.e., Facebook, Twitter)		11.4%	10
Commission Email System		44.3%	39
Commission Newsletter		59.1%	52
Commission Training Class		30.7%	27
Commission Guidebooks and Manuals		58.0%	51
Political Party		13.6%	12
Attorney		13.6%	12
Certified Public Accountant		3.4%	3
Paid Consultant		2.3%	2
Other (please specify) (Field limited to 50 characters)			3



answered question 88

skipped question 5



7. I HAVE CALLED THE COMMISSION OFFICE IN FISCAL YEAR 2013 (7/1/12-6/30/13): (check one)

		Response Percent	Response Count
Yes		73.9%	65
No		26.1%	23
answered question			88
skipped question			5



8. I HAVE VISITED THE COMMISSION OFFICE IN FISCAL YEAR 2013 (7/1/12-6/30/13): (check one)

		Response Percent	Response Count
Yes		28.4%	25
No		71.6%	63
answered question			88
skipped question			5



9. I HAVE "LIKED" THE COMMISSION'S FACEBOOK PAGE: (check one)

		Response Percent	Response Count
Yes (Continue to Question 10)		9.1%	8
No (Skip to Question 11)		90.9%	80
answered question			88
skipped question			5



10. IF SO, DO YOU FIND THE COMMISSION'S FACEBOOK POSTS TO BE INFORMATIVE AND HELPFUL: (check one)

		Response Percent	Response Count
Yes		46.2%	6
No		53.8%	7
answered question			13
skipped question			80



11. IF NOT, DO YOU PLAN TO "LIKE" THE COMMISSION'S FACEBOOK PAGE AT FACEBOOK.COM/HICSC: (check one)

		Response Percent	Response Count
Yes		23.9%	17
No		76.1%	54
answered question			71
skipped question			22



12. I AM "FOLLOWING" THE COMMISSION'S TWITTER PAGE: (check one)

		Response Percent	Response Count
Yes (Continue to Question 13)		11.4%	10
No (Skip to Question 14)		88.6%	78
answered question			88
skipped question			5



13. IF SO, DO YOU FIND THE COMMISSION'S TWITTERS POSTS ("TWEETS") TO BE INFORMATIVE AND HELPFUL: (check one)

		Response Percent	Response Count
Yes		53.3%	8
No		46.7%	7
answered question			15
skipped question			78



14. IF NOT, DO YOU PLAN TO "FOLLOW" THE COMMISSION'S TWITTER PAGE AT TWITTER.COM/HICSC: (check one)

		Response Percent	Response Count
Yes		13.9%	10
No		86.1%	62
answered question			72
skipped question			21



15. I HAVE "SUBSCRIBED" TO THE COMMISSION'S EMAIL SYSTEM TO RECEIVE EMAILS FROM THE COMMISSION: (check one)

		Response Percent	Response Count
Yes (Continue to Question 16)		86.4%	76
No (Skip to Question 17)		13.6%	12
answered question			88
skipped question			5





**16. IF SO, DO YOU FIND THE COMMISSION'S EMAILS TO BE INFORMATIVE AND HELPFUL:
(check one)**

		Response Percent	Response Count
Yes		94.7%	71
No		5.3%	4
answered question			75
skipped question			18







17. IF NOT, DO YOU PLAN TO "SUBSCRIBE" TO THE COMMISSION'S EMAIL SYSTEM: (check one)

		Response Percent	Response Count
Yes		61.1%	11
No		38.9%	7
answered question			18
skipped question			75

18. WITH RESPECT TO THE COMMISSION'S BIENNIAL NEWSLETTER, PLEASE SELECT THE APPROPRIATE RESPONSE: (check one)

		Response Percent	Response Count
I receive and read the newsletter and would like the Commission to continue publishing the newsletter		70.5%	62
I receive the newsletter but do not read or find value in the information provided in the newsletter		3.4%	3
I do not receive the newsletter but I plan to subscribe to the e-newsletter at www.hawaii.gov/campaign/about/csc-newsletter/		12.5%	11
I am indifferent on this matter		13.6%	12
Other (please specify) (Field limited to 50 characters)			3
		answered question	88
		skipped question	5

19. AS A COMMITTEE/CORPORATION, WE PARTICIPATE AND ENGAGE ON THE INTERNET IN THESE MEDIUMS: (check all that apply)






		Response Percent	Response Count
Website		69.3%	61
Facebook		43.2%	38
Twitter		19.3%	17
Internet Advertising		12.5%	11
Blogging		11.4%	10
N/A		29.5%	26
Other (please specify) (Field limited to 50 characters)			2

answered question	88
skipped question	5







20. LET US KNOW IF YOU HAVE ANY SUGGESTIONS ON HOW THE COMMISSION CAN IMPROVE OUR COMMUNICATION WITH YOU: (Field limited to 250 characters)

	Response Count
	22
answered question	22
skipped question	71







21. I HAVE ATTENDED THE FOLLOWING TRAINING CLASS(ES) HELD BY THE COMMISSION IN FISCAL YEAR 2013 (7/1/12-6/30/13): (check all that apply)

		Response Percent	Response Count
Candidate Committee (Skip to Question 23)		18.8%	16
Noncandidate Committee (Skip to Question 23)		9.4%	8
Partial Public Funding (Skip to Question 23)		3.5%	3
Never Attended (Continue to Question 22)		41.2%	35
N/A (Skip to Question 23)		32.9%	28
		answered question	85
		skipped question	8



22. IF YOU NEVER ATTENDED TRAINING, PLEASE INDICATE WHY: (check all that apply)

		Response Percent	Response Count
Training not offered at a time compatible with my schedule		33.3%	13
Do not have the time		5.1%	2
Training not at a convenient location		10.3%	4
Did not know about the training		33.3%	13
I prefer to obtain campaign spending information from other sources (i.e., Commission Website, Guidebooks, Manuals, E-Learning Videos, etc.)		28.2%	11
No interest		2.6%	1
Other (please specify) (Field limited to 50 characters)			4
answered question			39
skipped question			54











**23. I HAVE VIEWED THE FOLLOWING E-LEARNING VIDEOS ON THE COMMISSION'S WEBSITE:
(check all that apply)**

		Response Percent	Response Count
Candidate Committee (Skip to Question 25)		17.6%	15
Noncandidate Committee (Skip to Question 25)		4.7%	4
Partial Public Funding (Skip to Question 25)		8.2%	7
Hawaii County Council Comprehensive Public Funding (Skip to Question 25)		3.5%	3
Never Viewed (Continue to Question 24)		55.3%	47
N/A (Skip to Question 25)		23.5%	20
answered question			85
skipped question			8



24. IF THE E-LEARNING VIDEOS WERE NEVER VIEWED, DID YOU KNOW THEY WERE AVAILABLE ON THE COMMISSION'S WEBSITE: (check one)

		Response Percent	Response Count
Yes		11.8%	6
No		88.2%	45
answered question			51
skipped question			42

















25. I HAVE VIEWED THE FOLLOWING GUIDEBOOKS ON THE COMMISSION'S WEBSITE: (check all that apply)








		Response Percent	Response Count
Candidate Committee (Skip to Question 27)		44.7%	38
Treasurer (Skip to Question 27)		43.5%	37
Partial Public Funding (Skip to Question 27)		14.1%	12
Hawaii County Council Comprehensive Public Funding (Skip to Question 27)		10.6%	9
Candidate Filing System (Skip to Question 27)		30.6%	26
Noncandidate Committee (Skip to Question 27)		34.1%	29
Noncandidate Committee Filing System (Skip to Question 27)		29.4%	25
Corporate Reporting System (Skip to Question 27)		15.3%	13
Never Viewed (Continue to Question 26)		11.8%	10
N/A (Skip to Question 27)		10.6%	9
		answered question	85
		skipped question	8

26. IF THE GUIDEBOOKS WERE NEVER VIEWED, DID YOU KNOW THEY WERE AVAILABLE ON THE COMMISSION'S WEBSITE: (check one)

		Response Percent	Response Count
Yes		50.0%	10
No		50.0%	10
		answered question	20
		skipped question	73

27. I HAVE VISITED THE COMMISSION'S WEBSITE FOR THE FOLLOWING REASONS IN FISCAL YEAR 2013 (7/1/12-6/30/13): (check all that apply)








		Response Percent	Response Count
To check out "What's New"		41.2%	35
To use the searchable database (Continue to Questions 28-30)		50.6%	43
To view reports filed by candidate committees		60.0%	51
To view reports filed by noncandidate committees		43.5%	37
To view reports filed by corporations		22.4%	19
To view fundraiser notices filed by candidate committees		25.9%	22
To view fundraiser notices filed by noncandidate committees		14.1%	12
To view independent expenditure committee information		17.6%	15
To access campaign finance laws and rules		60.0%	51
To access advisory opinions		29.4%	25
To electronically file disclosure reports		63.5%	54
To access information on filing reports		48.2%	41
To access guidebooks		44.7%	38
To access forms		41.2%	35
To access e-learning videos		9.4%	8
To obtain information on contribution limits		38.8%	33

To obtain information on public funding programs		11.8%	10
To view the Commission's strategic plan		4.7%	4
To view the Commission's annual reports		8.2%	7
To access Commission meeting agendas and/or minutes		8.2%	7
To access the Commission's newsletters		24.7%	21
To view campaign finance statistics		12.9%	11
To obtain contact information for the Commission		32.9%	28



Other (please specify) (Field limited to 50 characters) 2

answered question	85
skipped question	8

28. IF YOU VISITED THE COMMISSION'S WEBSITE TO USE THE SEARCHABLE DATABASE, WHAT DID YOU USE IT FOR: (check all that apply)

		Response Percent	Response Count
To view your candidate's data or opponent's data		73.7%	42
To search for names of contributors who gave money to candidates and the amounts given		80.7%	46
To search for how much money was given to candidates from the different contributor types such as individuals and noncandidate committees		54.4%	31
To search for how candidates spent/expended their money		47.4%	27
To search for loans made to candidates and the loan amounts		28.1%	16
To search for names of contributors who gave money to noncandidate committees including noncandidate committees making solely independent expenditures or Super PACs		40.4%	23
To search for how noncandidate committees and Super PACs spent/expended their money		40.4%	23
Other (please specify) (Field limited to 50 characters)			4
answered question			57
skipped question			36

29. DID YOU FIND THE SEARCHABLE DATABASE TO BE HELPFUL: (check one)

		Response Percent	Response Count
Yes		86.4%	57
No		13.6%	9
answered question			66
skipped question			27

30. IF YOU DID NOT FIND THE SEARCHABLE DATABASE TO BE HELPFUL, PLEASE EXPLAIN WHY AND LET US KNOW WHAT YOU WOULD LIKE TO SEE: (Field limited to 100 characters)

	Response Count
	4
answered question	4
skipped question	89




31. ARE THERE OTHER AREAS YOU WOULD LIKE TO SEE ON THE COMMISSION'S WEBSITE: (Field limited to 100 characters)

	Response Count
	6
answered question	6
skipped question	87




32. PLEASE IDENTIFY ANY COMMISSION TRAINING CLASS OR GUIDEBOOK OR OTHER RESOURCE WHICH YOU HAVE FOUND HELPFUL AND TELL US WHY: (Field limited to 250 characters)

	Response Count
	10
answered question	10
skipped question	83




33. AS A COMMITTEE/CORPORATION, WE HAVE ALWAYS FILED OUR DISCLOSURE REPORTS ON TIME: (check one)

		Response Percent	Response Count
Yes		59.0%	49
No		22.9%	19
N/A		18.1%	15
	answered question		83
	skipped question		10




34. AS A COMMITTEE/CORPORATION, WE HAVE BEEN FOUND TO HAVE A SUBSTANTIALLY DEFECTIVE OR DEFICIENT REPORT: (check one)

		Response Percent	Response Count
Yes		6.0%	5
No		71.1%	59
N/A		22.9%	19
	answered question		83
	skipped question		10




35. AS A COMMITTEE/CORPORATION, WE HAVE ENTERED INTO A CONCILIATION AGREEMENT WITH THE COMMISSION: (check one)

		Response Percent	Response Count
Yes		16.9%	14
No		41.0%	34
N/A		42.2%	35
answered question			83
skipped question			10



36. AS A COMMITTEE/CORPORATION, AN ADMINISTRATIVE COMPLAINT HAS BEEN FILED AGAINST US BEFORE THE COMMISSION: (check one)

		Response Percent	Response Count
Yes		4.8%	4
No		66.3%	55
N/A		28.9%	24
answered question			83
skipped question			10



37. AS A CANDIDATE COMMITTEE, WE HAVE QUALIFIED FOR AND RECEIVED PUBLIC FUNDING: (check one)

		Response Percent	Response Count
Yes (Continue to Question 38)		11.1%	9
No (Skip to Question 39)		44.4%	36
N/A		44.4%	36
		answered question	81
		skipped question	12

38. INDICATE WHICH PUBLIC FUNDING WAS RECEIVED: (check one)

		Response Percent	Response Count
Partial Public Funding		87.5%	7
Hawaii County Council Comprehensive Public Funding		12.5%	1
		answered question	8
		skipped question	85

39. I AM A SUPPORTER OF PUBLIC FUNDING: (check one)

		Response Percent	Response Count
Yes (Continue to Question 40)		58.0%	47
No (Skip to Question 41)		42.0%	34
		answered question	81
		skipped question	12



40. IF SO, WHY: (Field limited to 100 characters)

	Response Count
	24
answered question	24
skipped question	69



41. IF NOT, WHY: (Field limited to 100 characters)

	Response Count
	16
answered question	16
skipped question	77



42. DID YOU KNOW THAT THE COMMISSION'S OPERATIONS AND PUBLIC FUNDING PROGRAMS ARE DEPENDENT ON THE \$3 CHECK-OFF ON YOUR STATE INCOME TAX FORM? (check one)

		Response Percent	Response Count
Yes		65.4%	51
No		34.6%	27
	answered question		78
	skipped question		15



43. DID YOU KNOW THAT CHECKING THE \$3 CHECK-OFF DOES NOT INCREASE YOUR TAX LIABILITY OR DECREASE YOUR REFUND? (check one)

		Response Percent	Response Count
Yes		75.6%	59
No		24.4%	19
answered question			78
skipped question			15



44. WILL YOU PLEASE HELP US AND REMEMBER TO CHECK THE \$3 CHECK-OFF ON YOUR NEXT STATE INCOME TAX FORM? (check one)

		Response Percent	Response Count
Yes		76.9%	60
No		23.1%	18
answered question			78
skipped question			15



45. WOULD YOU SUPPORT AN INCREASE IN THE AMOUNT OF THE TAX CHECK-OFF? (check one)

		Response Percent	Response Count
Yes		53.8%	42
No		46.2%	36
answered question			78
skipped question			15

46. WOULD YOU SUPPORT AN APPROPRIATION OF GENERAL FUNDS TO SEE PUBLIC FUNDING PROGRAMS CONTINUE? (check one)

		Response Percent	Response Count
Yes		57.7%	45
No		42.3%	33
answered question			78
skipped question			15

47. ARE YOU CONCERNED ABOUT NONCANDIDATE COMMITTEES MAKING SOLELY INDEPENDENT EXPENDITURES (i.e., "Super PACS")? (check one)

		Response Percent	Response Count
Yes (Continue to Question 48)		65.4%	51
No (Skip to Question 49)		34.6%	27
answered question			78
skipped question			15

48. IF SO, PLEASE NOTE YOUR CONCERNS: (Field limited to 100 characters)

	Response Count
	25
answered question	25
skipped question	68

49. PLEASE FEEL FREE TO PROVIDE ANY OTHER COMMENTS CONCERNING THE CAMPAIGN SPENDING COMMISSION: (Field limited to 500 characters)

**Response
Count**

9

answered question

9

skipped question

84